

## Sensor/Actuator cable - SAC-4P-M 8MR/0,3-PVC/M 8FS - 1415576

Please be informed that the data shown in this PDF Document is generated from our Online Catalog. Please find the complete data in the user's documentation. Our General Terms of Use for Downloads are valid (<http://phoenixcontact.com/download>)



Sensor/Actuator cable, 4-position, PVC, Black RAL 9005, Plug angled M8, on Socket straight M8, Cable length: 0.3 m

### Product Features

- ✓ Easy and safe: 100% electrically tested plug-in components
- ✓



### Key commercial data

|                      |          |
|----------------------|----------|
| Packing unit         | 1 pc     |
| Custom tariff number | 85444290 |
| Country of origin    | Germany  |

### Technical data

#### Dimensions

|                 |       |
|-----------------|-------|
| Length of cable | 0.3 m |
|-----------------|-------|

#### Ambient conditions

|                                 |                                  |
|---------------------------------|----------------------------------|
| Ambient temperature (operation) | -25 °C ... 90 °C (Plug / socket) |
| Degree of protection            | IP65                             |
|                                 | IP67                             |
|                                 | IP68                             |

#### General

|                       |              |
|-----------------------|--------------|
| Rated current at 40°C | 4 A          |
| Rated voltage         | 30 V         |
| Number of positions   | 4            |
| Contact resistance    | ≤ 5 mΩ       |
| Insulation resistance | ≤ 100 MΩ     |
| Coding                | A - standard |

## Sensor/Actuator cable - SAC-4P-M 8MR/0,3-PVC/M 8FS - 1415576

### Technical data

#### General

|                              |                              |
|------------------------------|------------------------------|
| Standards/regulations        | M8 connector IEC 61076-2-104 |
| Status display               | No                           |
| Protective circuit/component | Unwired                      |
| Surge voltage category       | II                           |
| Pollution degree             | 3                            |
| Insertion/withdrawal cycles  | ≥ 100                        |

#### Material

|   |   |
|---|---|
| Inflammability class according to UL 94 | HB  |
| Contact material                        | CuSn  |
| Contact surface material                | Ni/Au                                       |
| Contact carrier material                | TPU GF                                      |
| Material of grip body                   | TPU, hardly inflammable, self-extinguishing |
| Material, knurls                        | Zinc die-cast, nickel-plated                |
| Sealing material                        | NBR   |

#### Cable

|                                    |                                       |
|------------------------------------|---------------------------------------|
| Cable type                         | PVC black                             |
| Cable type (abbreviation)          | PVC                                   |
| Cable abbreviation                 | LiYY                                  |
| Conductor cross section            | 4x 0.25 mm <sup>2</sup> (signal line) |
| AWG signal line                    | 24                                    |
| Conductor structure signal line    | 14x 0.15 mm                           |
| Core diameter including insulation | 1.17 mm ±0.05 mm                      |
| Thickness, insulation              | ≥ 0.23 mm (Core insulation)           |
|                                    | ≥ 0.76 mm (Outer cable sheath)        |
| Wire colors                        | brown, white, blue, black             |
| Overall twist                      | 4 wires, twisted                      |
| External sheath, color             | Black RAL 9005                        |
| External cable diameter D          | 4.4 mm ±0.15 mm                       |
| Cable weight                       | 33 kg/km                              |
| Outer sheath, material             | PVC                                   |
| Material conductor insulation      | PVC                                   |
| Conductor material                 | Bare Cu litz wires                    |
| Insulation resistance              | ≥ 100 MΩ*km (at 20 °C)                |
| Conductor resistance               | max. 79 Ω/km (at 20 °C)               |
| Nominal voltage, cable             | ≤ 300 V                               |
| Test voltage, cable                | ≥ 3000 V                              |

# Sensor/Actuator cable - SAC-4P-M 8MR/0,3-PVC/M 8FS - 1415576

## Technical data

### Cable

|                  |                      |
|------------------|----------------------|
| Flame resistance | As per UL-Style 2464 |
|------------------|----------------------|

## Classifications

### eCl@ss

|            |          |
|------------|----------|
| eCl@ss 5.1 | 27061801 |
| eCl@ss 6.0 | 27279218 |

### ETIM

|          |          |
|----------|----------|
| ETIM 5.0 | EC001855 |
|----------|----------|

## Approvals

### Approvals

#### Approvals

UL Listed / cUL Listed / cULus Listed

#### Ex Approvals

#### Approvals submitted

## Approval details

|                    |       |
|--------------------|-------|
| UL Listed          |       |
| Nominal current IN | 4 A   |
| Nominal voltage UN | 125 V |

|                    |     |
|--------------------|-----|
| cUL Listed         |     |
| Nominal current IN | 4 A |

# Sensor/Actuator cable - SAC-4P-M 8MR/0,3-PVC/M 8FS - 1415576

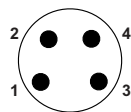
## Approvals

|                    |       |
|--------------------|-------|
| Nominal voltage UN | 125 V |
|--------------------|-------|



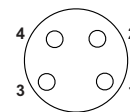
## Drawings

Schematic diagram




Pin assignment M8 plug, 4-pos., view male side

Schematic diagram



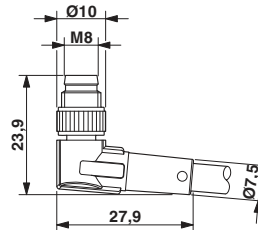
Pin assignment M8 socket, 4-pos., view female side

Cable cross section



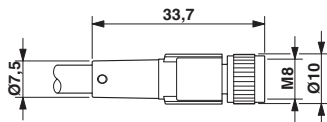
PVC black [PVC]

Dimensional drawing




M8 x 1 male plug, angled version

Dimensional drawing



Socket M8 x 1, straight

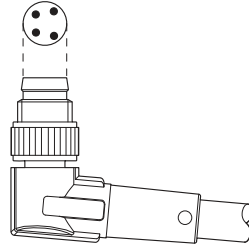
Circuit diagram



Contact assignment of M8 plugs/sockets

## Sensor/Actuator cable - SAC-4P-M 8MR/0,3-PVC/M 8FS - 1415576

Schematic diagram



Layout of connector pin assignments

---

Phoenix Contact 2015 © - all rights reserved  
<http://www.phoenixcontact.com>