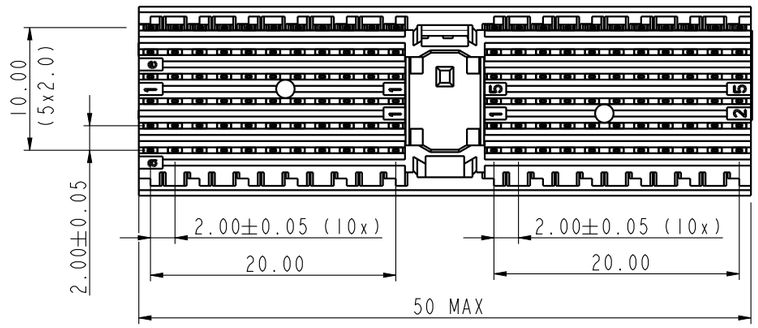

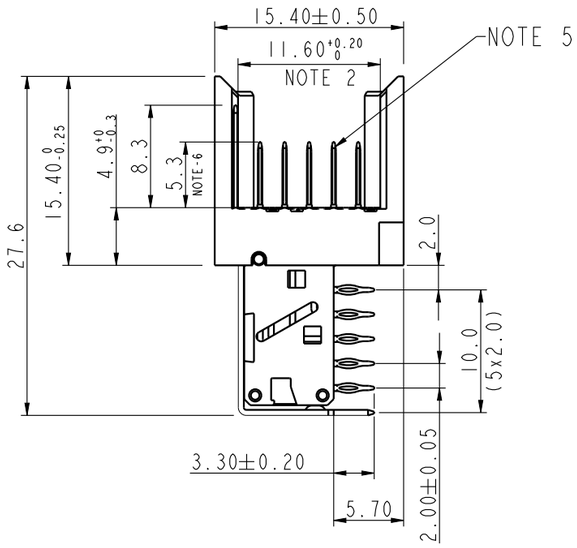

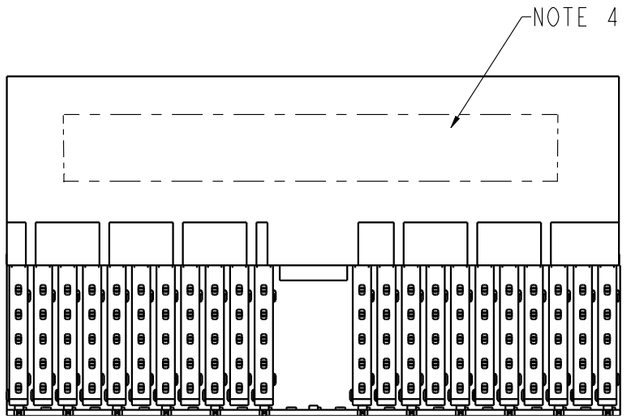

PERFORMANCE CHARACTERISTICS :

CURRENT RATING : 1.5A AT 20°C (FULLY LOADED)
1A AT 70°C (FULLY LOADED)
RATED VOLTAGE : 500V AC (CONT / CONT)
OPERATING TEMPERATURE : -55°C TO 125°C
CONTACT RESISTANCE : 25mΩ MAX.
INSERTION FORCE : 0.75 N MAX / CONT
EXTRACTION FORCE : 0.15 N MIN / CONT
INSULATION RESISTANCE : 10^4 MΩ MIN.

NOTES :

1. UL APPROVED WITH USR AND CNR.
2. MEASURED AT THE BOTTOM.
3. MATERIAL CONTACT : PHOSPHORBRONZE.
   HOUSING : LCP 30% GLASS-FILLED.
4. CONNECTOR PRINTED WITH P/N AND DATE CODES.
5. FOR ACTUAL CONTACT LOADINGS, SEE LOADING PATTERN MATING SIDE.)
6. 4 = LEVEL 1 (5.30)
   5 = LEVEL 2 (6.80)
   6 = LEVEL 3 (8.30)
7. 'HM2J07PE5128--'
   LEAD FREE INDICATOR : LF = LEAD FREE
   PERFORMANCE LEVEL INDICATOR (Ref DWG No BS,C ,201844,003)
8. FOR RECOMMENDED PTH DIMENSIONS REFER DRAWING : BS,A ,201572,001
9. THIS PRODUCT (LF) MEETS EUROPEAN UNION DIRECTIVES AND OTHER COUNTRY REGULATIONS AS DESCRIBED IN GS-47-0004

LOADING PATTERN : MATING SIDE

F	6	6	6	6	6	6	6	6	6	6	6	X	X	X	6	6	6	6	6	6	6	6	6	6	6
E	5	5	5	5	5	5	5	5	5	5	5	X	X	X	5	5	5	5	5	5	5	5	5	5	5
D	5	5	6	5	5	5	6	5	6	5	4	X	X	X	6	5	4	5	6	5	6	5	6	5	5
C	5	6	5	6	5	5	5	5	5	5	5	X	X	X	5	5	5	5	5	6	5	6	5	5	5
B	5	5	5	5	5	5	5	5	5	5	5	X	X	X	5	5	4	5	5	5	5	5	5	5	5
A	5	5	5	5	5	5	5	5	5	5	5	X	X	X	5	5	5	5	5	5	5	5	5	5	5
Z	0	0	0	0	0	0	0	0	0	0	0	X	X	X	0	0	0	0	0	0	0	0	0	0	0
	1	2	3	4	5	6	7	8	9	10	11	12	13	14	15	16	17	18	19	20	21	22	23	24	25

PCB HOLE LAY-OUT

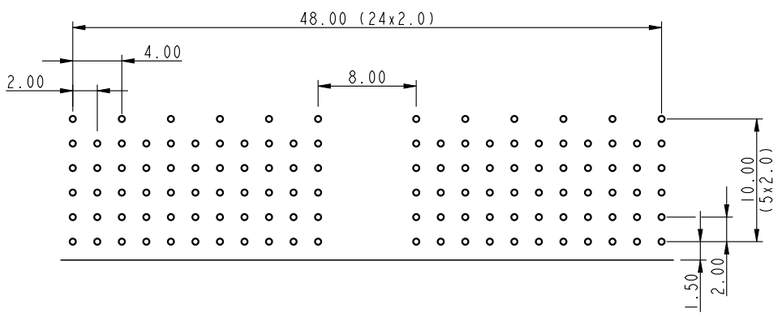

spec ref	-			dr	P-Mathew Nebu	2011/05/24	projection	mm	size A3 / scale 1/1
tolerance std ISO 406 ISO 1101	TOLERANCES UNLESS OTHERWISE SPECIFIED			eng	Alex Babu	2020/07/27			
				chr	-	-			ecn no ELX-I-37774-1
				appr	Kuriakose, San	2020/07/27	product family	MILLIPACS	rel level Released
surface -	linear	0.X	±0.2	Amphenol FCi	title MPACS RA HDR type A, shielded		dwg no BSC202767013		rev J
		0.XX	±0.1						
		0.XXX	±0.05						
ISO 1302	angular	0°	±1°		cat. no. HM2J07PE5128----		Product - Customer Drw		sheet 1 of 1

Amphenol FCi
© 2016 AFCI
Creo File - REV E - 2016-02-12