

## GSMKDSN 1,5/ 2-7,62


Order No.: 1718605

The figure shows a 10-position version of the product

<http://eshop.phoenixcontact.de/phoenix/treeViewClick.do?UID=1718605>

PC terminal block, Nominal current: 16 A, Nom. voltage: 500 V,  
Pitch: 7.62 mm, Number of positions: 2, Type of connection: Screw  
connection, Mounting: Soldering, Conductor/PCB connection direction:  
55 °, Color: green, The article can be aligned to create different nos. of  
positions!

### Commercial data

GTIN (EAN)	 4 017918 024826
sales group	E031
Pack	50 pcs.
Customs tariff	85369010
Catalog page information	Page 87 (CC-2009)

### Product notes

WEEE/RoHS-compliant since:  
01/01/2003

[http://  
www.download.phoenixcontact.com](http://www.download.phoenixcontact.com)  
Please note that the data given  
here has been taken from the  
online catalog. For comprehensive  
information and data, please refer  
to the user documentation. The  
General Terms and Conditions of  
Use apply to Internet downloads.

### Technical data

#### Dimensions / positions

Length	12 mm
Pitch	7.62 mm

Dimension a	7.62 mm
Number of positions	2
Pin dimensions	0,5 x 1 mm
Hole diameter	1.3 mm
Screw thread	M3
Tightening torque, min	0.5 Nm
Tightening torque max	0.6 Nm

**Technical data**

Range of articles	GSMKDSN 1,5
Insulating material group	I
Rated surge voltage (III/3)	6 kV
Rated surge voltage (III/2)	6 kV
Rated surge voltage (II/2)	6 kV
Rated voltage (III/3)	500 V
Rated voltage (III/2)	630 V
Rated voltage (II/2)	1000 V
Connection in acc. with standard	EN-VDE
Nominal current $I_N$	16 A
Nominal cross section	1.5 mm <sup>2</sup>
Maximum load current	16 A (with 1.5 mm <sup>2</sup> conductor cross section)
Insulating material	PA
Inflammability class acc. to UL 94	V2
Internal cylindrical gage	A1
Stripping length	6 mm
Nominal voltage, UL/CUL Use Group B	300 V
Nominal current, UL/CUL Use Group B	10 A
Nominal voltage, UL/CUL Use Group D	300 V
Nominal current, UL/CUL Use Group D	10 A

**Connection data**

Conductor cross section solid min.	0.14 mm <sup>2</sup>
Conductor cross section solid max.	1.5 mm <sup>2</sup>
Conductor cross section stranded min.	0.14 mm <sup>2</sup>
Conductor cross section stranded max.	1.5 mm <sup>2</sup>
Conductor cross section stranded, with ferrule without plastic sleeve min.	0.25 mm <sup>2</sup>

Conductor cross section stranded, with ferrule without plastic sleeve max.	1.5 mm <sup>2</sup>
Conductor cross section stranded, with ferrule with plastic sleeve min.	0.25 mm <sup>2</sup>
Conductor cross section stranded, with ferrule with plastic sleeve max.	1.5 mm <sup>2</sup>
Conductor cross section AWG/kcmil min.	26
Conductor cross section AWG/kcmil max	16
2 conductors with same cross section, solid min.	0.14 mm <sup>2</sup>
2 conductors with same cross section, solid max.	0.75 mm <sup>2</sup>
2 conductors with same cross section, stranded min.	0.14 mm <sup>2</sup>
2 conductors with same cross section, stranded max.	0.75 mm <sup>2</sup>
2 conductors with same cross section, stranded, ferrules without plastic sleeve, min.	0.25 mm <sup>2</sup>
2 conductors with same cross section, stranded, ferrules without plastic sleeve, max.	0.5 mm <sup>2</sup>
2 conductors with same cross section, stranded, TWIN ferrules with plastic sleeve, min.	0.5 mm <sup>2</sup>
2 conductors with same cross section, stranded, TWIN ferrules with plastic sleeve, max.	1 mm <sup>2</sup>
Minimum AWG according to UL/CUL	30
Maximum AWG according to UL/CUL	14

### Certificates / Approvals



Certification

CB, CCA, CSA, CUL, GOST, SEV, UL

### Accessories

Item	Designation	Description
------	-------------	-------------

#### Marking

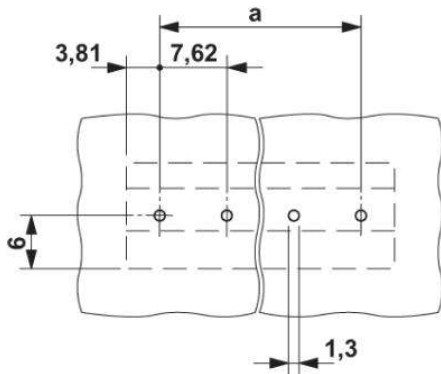
0804552	SK 7,62/5:FORTL.ZAHLEN	Marker card, printed horizontally, self-adhesive, 10-section marker strip, 10 identical decades marked 1-10, 11-20 etc. up to 91-100, sufficient for 100 terminal blocks
---------	------------------------	--

**Tools**

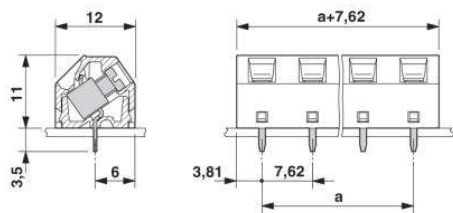
1205037	SZS 0,4X2,5 VDE	Screwdriver, bladed, VDE insulated, size: 0.4 x 2.5 x 80 mm, 2-component grip, with non-slip grip
---------	-----------------	---

**Diagrams/Drawings**

Drilling plan/solder pad geometry



Dimensioned drawing



**Address**

PHOENIX CONTACT Inc., USA  
586 Fulling Mill Road  
Middletown, PA 17057, USA  
Phone (800) 888-7388  
Fax (717) 944-1625  
<http://www.phoenixcon.com>



© 2010 Phoenix Contact  
Technical modifications reserved;