

10113949 - X X E - X O X L F

8-COLUMN DIFFERENTIAL SIGNAL

LEAD-FREE DESIGNATION ONLY WITH APPLICABLE PLATING CODES

0: GENERAL LABEL
E: CUSTOMIZED LABEL

LETTER	PERFORMANCE-BASED PLATING (SEE NOTE 2)	
	TARGET APPLICATION	LEAD FREE (LF)
B	TELCORDIA CO	NO
C	TELCORDIA UE	NO
D	TELCORDIA CO	YES
E	TELCORDIA UE	YES

NUMBER	PIN STYLE, HEIGHT
0	STANDARD GUIDE PIN MACHINED, 25.7mm

MODULE DESCRIPTION	LETTER DESIGNATION REPRESENTED IN DASH NUMBER										BASE MODULE
LEFT POLARIZING GUIDANCE MODULE (SEE SHEET 3)	J	A	B	C	D	E	F	G	H		
RIGHT POLARIZING GUIDANCE MODULE (SEE SHEET 4)	Y	P	Q	R	S	T	U	V	W		
OPEN MODULE (TWO WALL) (SEE SHEET 2)	0 (ZERO)										
LEFT WALL MODULE (SEE SHEET 5)	L										
RIGHT WALL MODULE (SEE SHEET 6)	M										
FOUR WALL MODULE (SEE SHEET 7)	1										

NUMBER	CONTACT MATING WIPE LENGTH		COMPLIANT PIN DRILL SIZE
	SIGNAL	WIDE GROUND	
1	2	4	Ø0.55 [0.0217"]
2	3	4	Ø0.55 [0.0217"]
3	2	4	Ø0.45 [0.0177"]
4	3	4	Ø0.45 [0.0177"]
5	2	3	Ø0.55 [0.0217"]
6	3	3	Ø0.55 [0.0217"]
7	2	3	Ø0.45 [0.0177"]
8	3	3	Ø0.45 [0.0177"]

	GROUNDED	UNGROUNDED
FINISHED	Ø2.35-2.55	Ø2.35-2.55
PAD	Ø5.50	N/A
PLATED	YES	NO
DRILL (mm/in)	2.58 / .1015	2.44 / .096

SCREW P/N	DESCRIPTION	BOARD THICKNESS
10091790-002LF	#2-56 X .375" PHILLIPS PANHEAD W/SQ CONICAL WASHER	1.60 - 5.00
10091790-003LF	#2-56 X .500" PHILLIPS PANHEAD W/SQ CONICAL WASHER	5.00 - 10.00

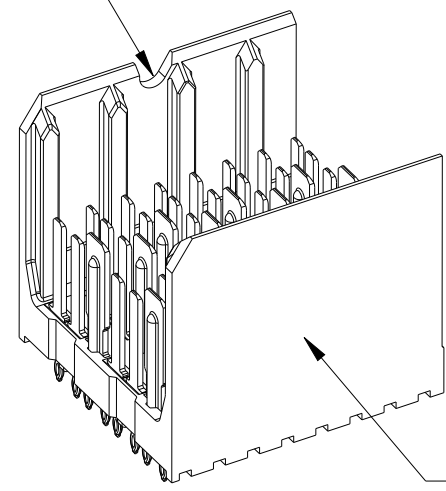
spec ref	SEE NOTES	dr	Kok-Hoe Lee	2010/06/25	projection	MM	size	A2	scale	6:1	
tolerance std	ASME Y14.5	eng	Michael Song	2017/05/24	chr	Stone Li	2017/06/05	ecn no	ELX-DG-27080-1	rel level	Released
surface	linear	0.X	±0.2	0.XX	±0.10	0.XXX	±0.050	product family	Module Assembly	cat. no.	SEE P/N TREE
ASME Y14.5	angular	0°	±°	Amphenol FCI	title	MODULE ASSEMBLY	VERTICAL HEADER, 8-COLUMN, 2-PAIR	cat. no.	SEE P/N TREE	Product - Customer Drw	sheet 1 of 8

Amphenol FCI

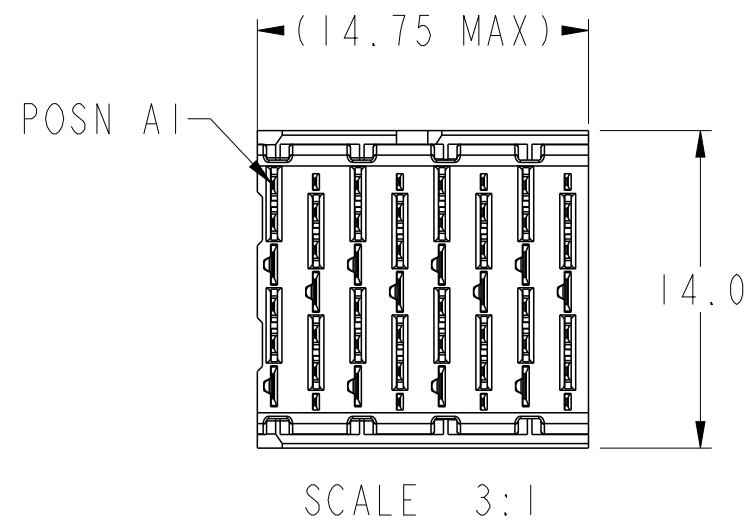
© 2016 AFci

OPEN (2-WALL) MODULE

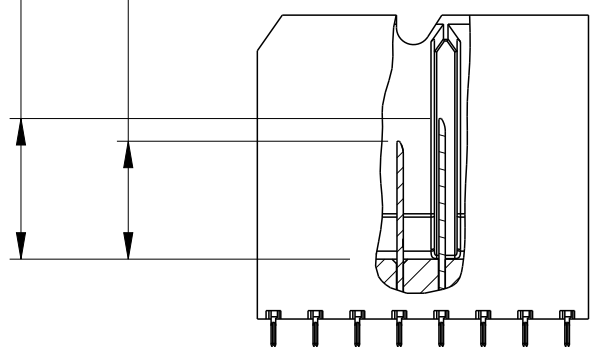
SEE NOTE 8



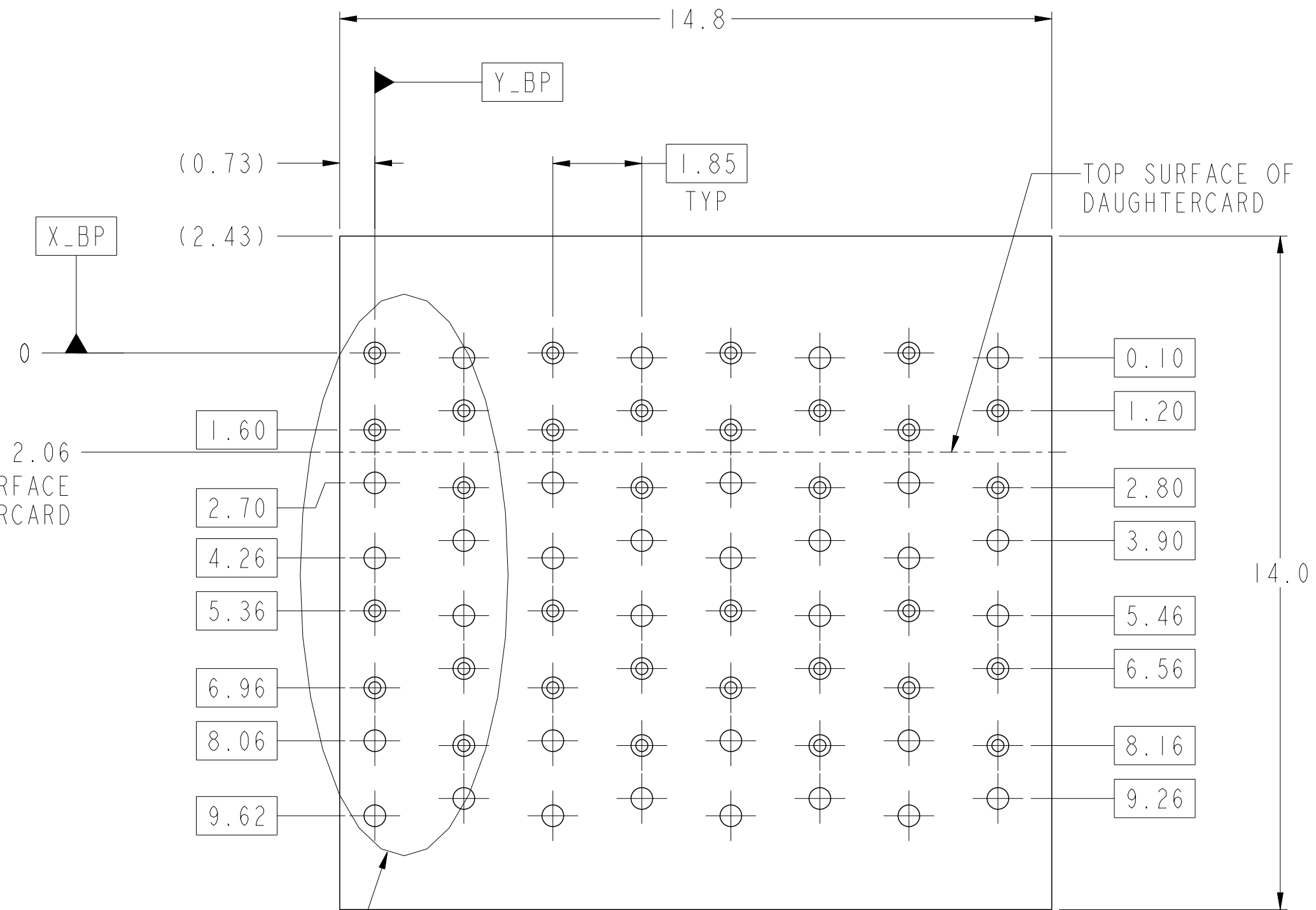
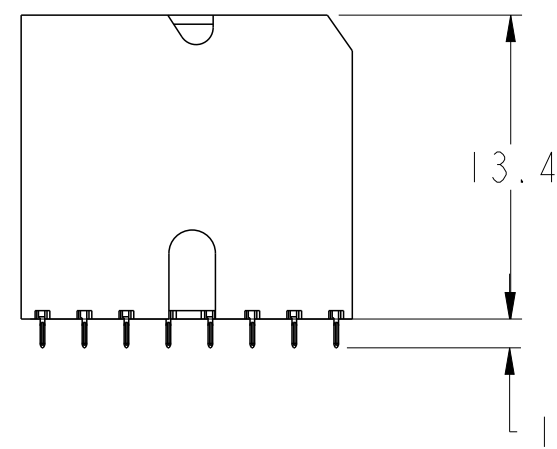
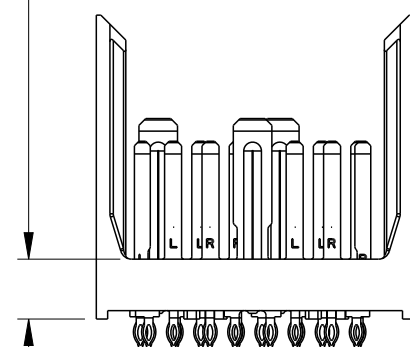
SEE NOTE 5



- 6.2 (4MM WIPE WIDE GROUNDS)
 - 5.2 (3MM WIPE WIDE GROUNDS)
 - 5.2 (3MM SMALL END GROUNDS)
 - 5.2 (3MM WIPE SIGNALS)
 - 4.2 (2MM WIPE SIGNALS)
- (SEE P/N TREE FOR ALL COMBINATIONS AVAILABLE)



2.64±0.10 FROM STANDOFF SURFACE TO MATING SURFACE

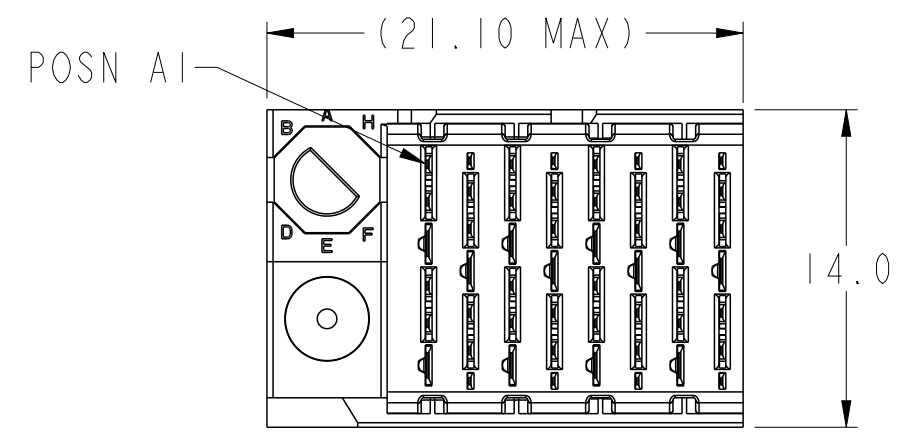
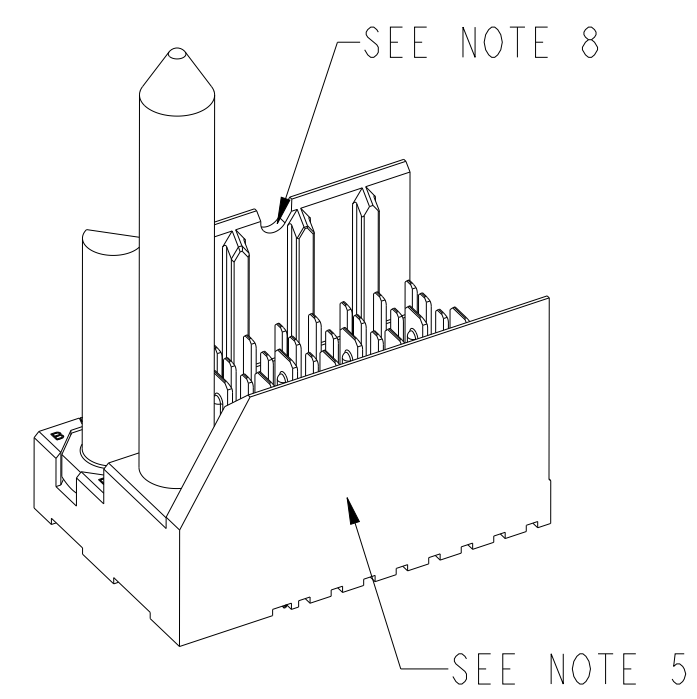


SEE DETAIL A (SHEET 8)

NOMINAL MODULE OUTLINE

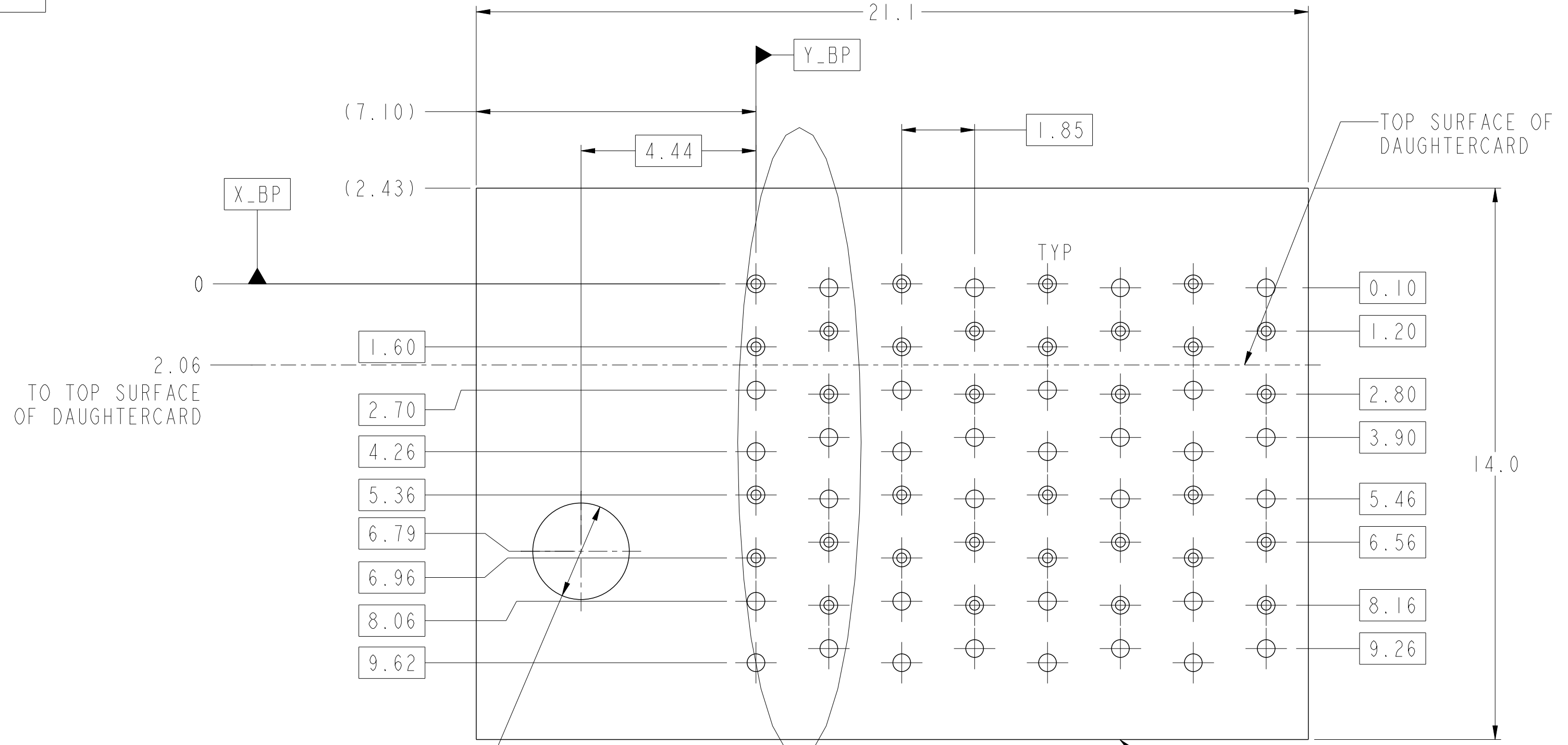
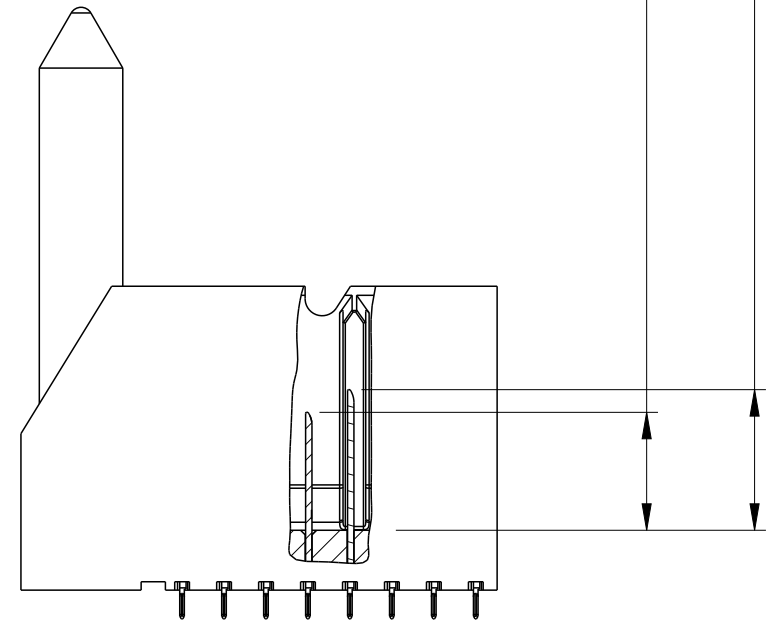
spec ref	SEE NOTES	dr	Kok-Hoe Lee	2010/06/25	projection	MM	size	A2	scale	6:1
tolerance std	TOLERANCES UNLESS OTHERWISE SPECIFIED	eng	Michael Song	2017/05/24			ecn no	ELX-DG-27080-1	rel level	Released
ASME Y14.5		chr	Stone Li	2017/06/05						
surface	linear	0.X	±0.2		MODULE ASSEMBLY VERTICAL HEADER, 8-COLUMN, 2-PAIR	cat. no. SEE P/N TREE	Product - Customer Drw	sheet 2 of 8	rev H	
		0.XX	±0.10							
ASME Y14.5	angular	0°	±°							

LEFT POLARIZING/GUIDE MODULE



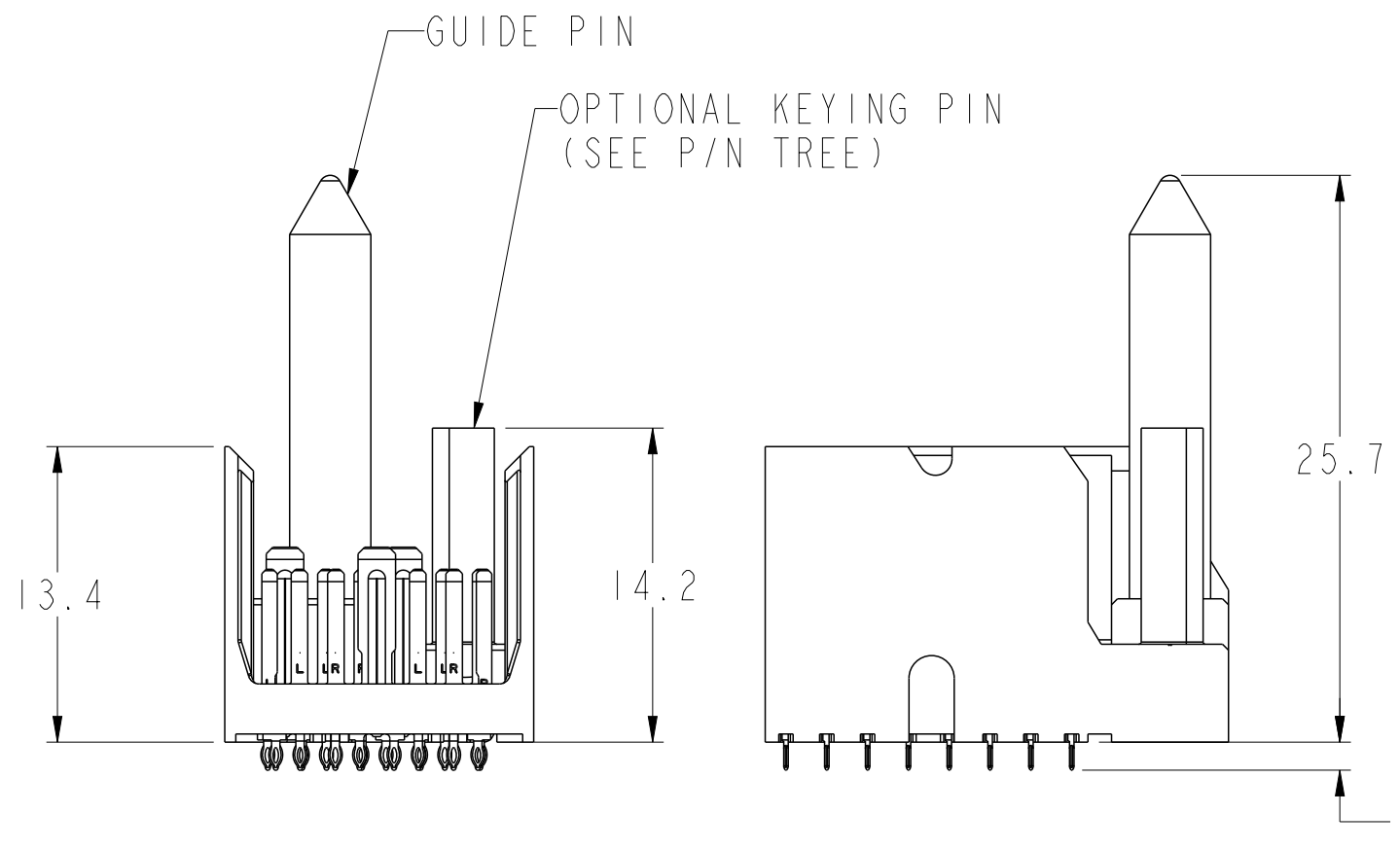
SCALE 3:1

- 6.2 (4MM WIPE WIDE GROUNDS)
 - 5.2 (3MM WIPE WIDE GROUNDS)
 - 5.2 (3MM SMALL END GROUNDS)
 - 5.2 (3MM WIPE SIGNALS)
 - 4.2 (2MM WIPE SIGNALS)
- (SEE P/N TREE FOR ALL COMBINATIONS AVAILABLE)



⊕	0.10	X_BP	Y_BP
---	------	------	------

SEE NOTE 11 & TABLE 1



PCB HOLE PATTERN COMPONENT SIDE SCALE 10:1

spec ref	SEE NOTES	dr	Kok-Hoe Lee	2010/06/25	projection	MM	size	A2	scale	4:1			
tolerance std	ASME Y14.5	eng	Michael Song	2017/05/24			ecn no	ELX-DG-27080-1					
TOLERANCES UNLESS OTHERWISE SPECIFIED		chr	Stone Li	2017/06/05			rel level	Released					
		appr	Heaven Cen	2017/06/05			product family						
surface	ASME Y14.5	linear	0.X	±0.2			cat. no.	SEE P/N TREE	Product - Customer Drw	sheet 3 of 8			
			0.XX	±0.10			title	MODULE ASSEMBLY		dwg no	10113949	rev	H
		angular	0°	±°									

PDS: Rev :H

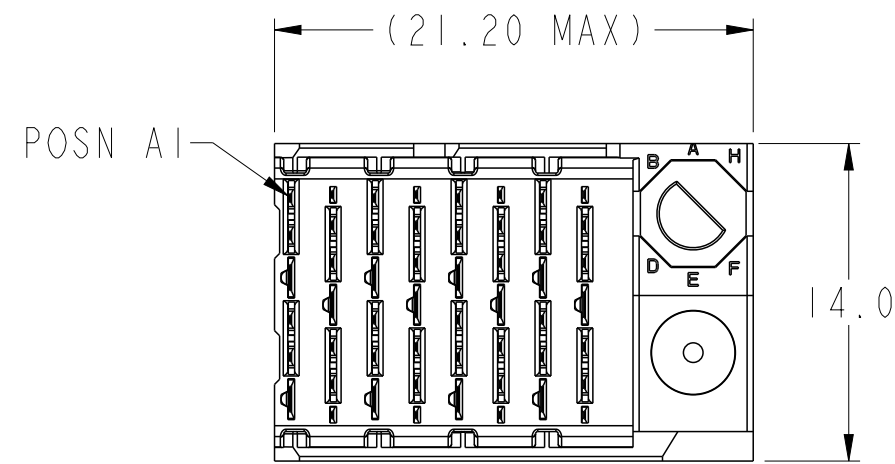
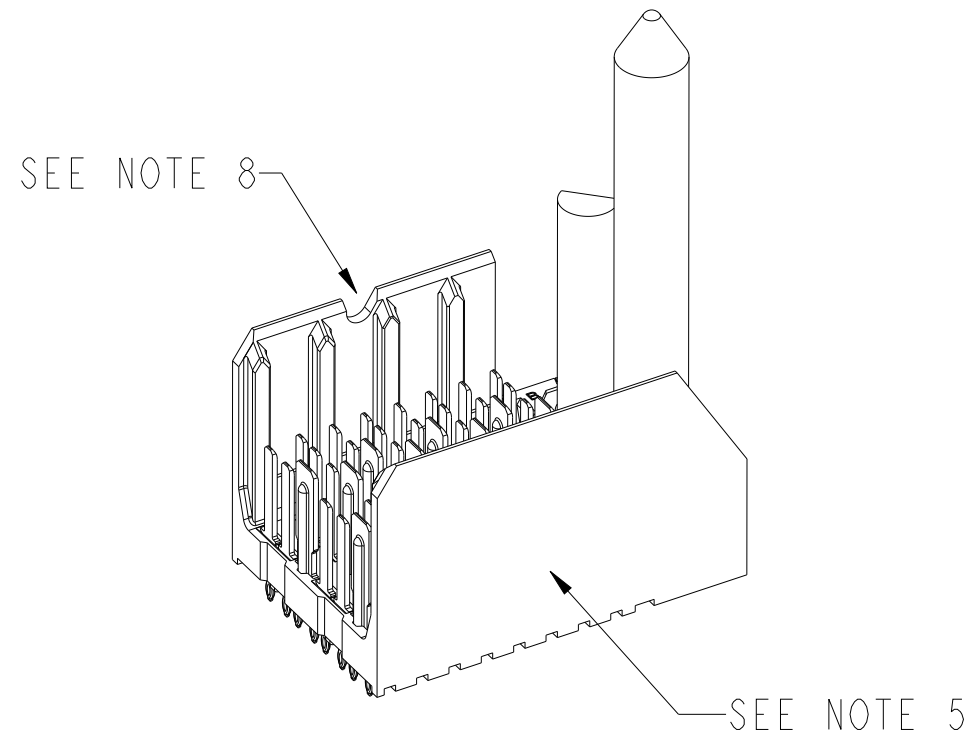
STATUS:Released

Printed: Jun 05, 2017

Amphenol FCI

© 2016 AFCI

RIGHT POLARIZING/GUIDE MODULE

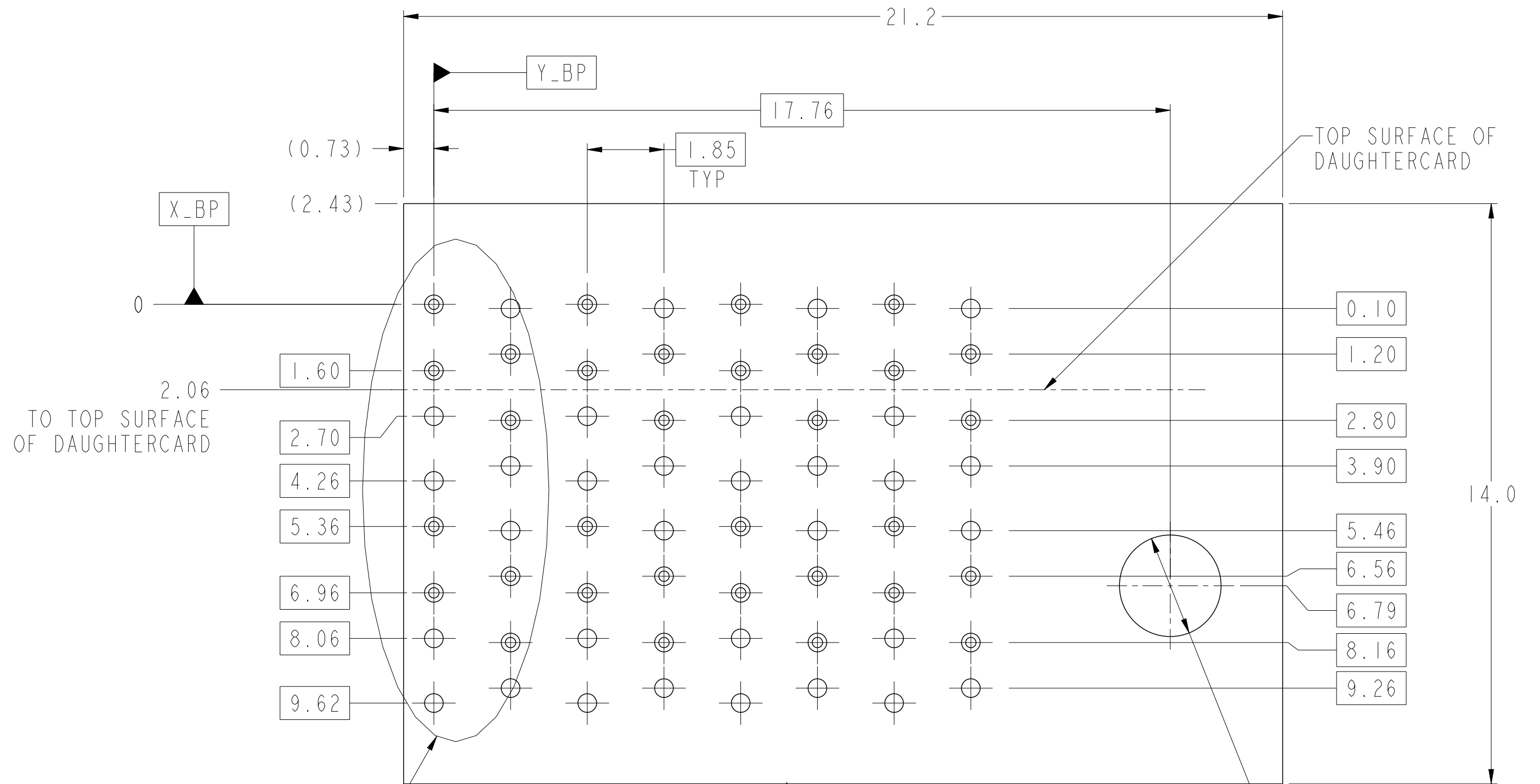
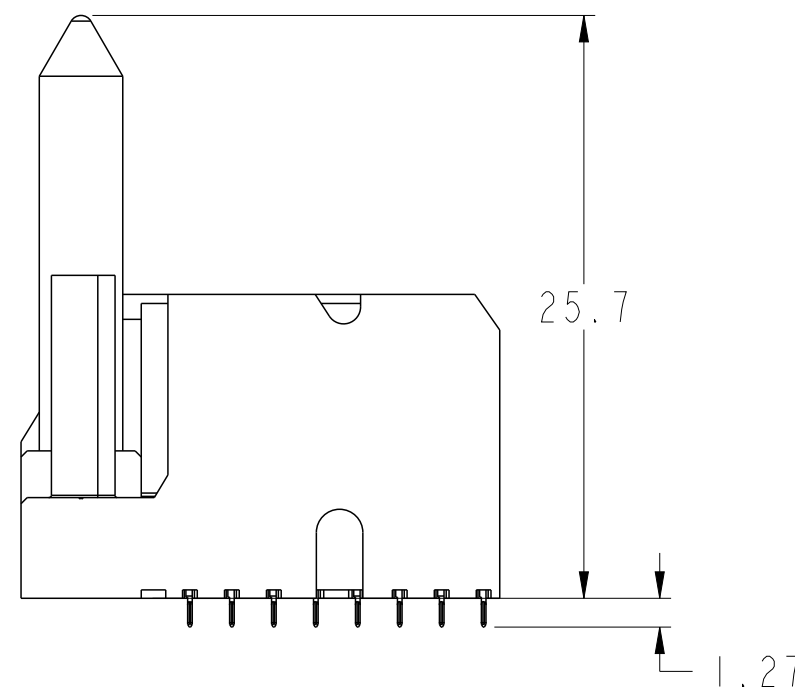
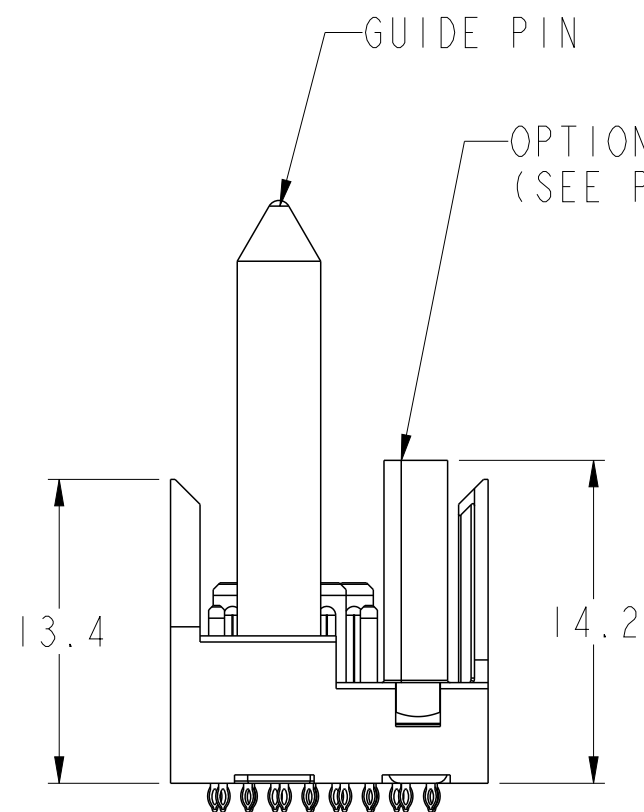
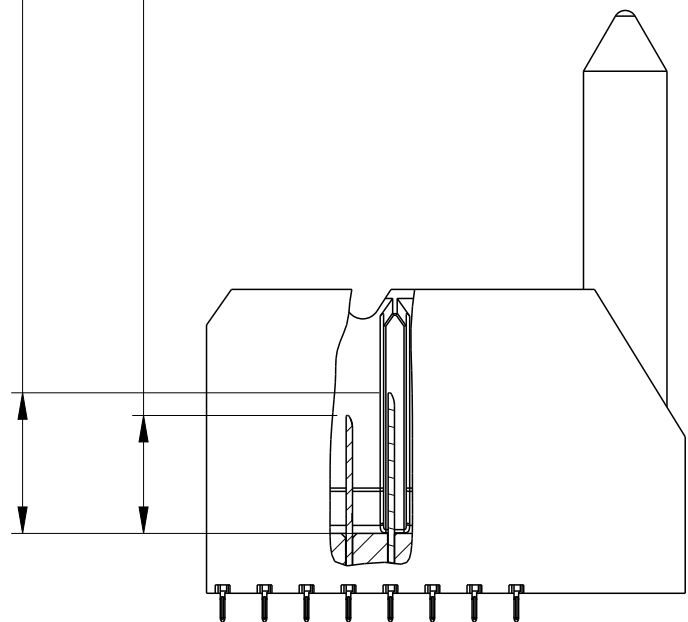


SCALE 3:1

6.2 (4MM WIPE WIDE GROUNDS)
5.2 (3MM WIPE WIDE GROUNDS)

5.2 (3MM SMALL END GROUNDS)
5.2 (3MM WIPE SIGNALS)
4.2 (2MM WIPE SIGNALS)

(SEE P/N TREE FOR ALL COMBINATIONS AVAILABLE)



SEE DETAIL A (SHEET 8)

NOMINAL MODULE OUTLINE

PCB HOLE PATTERN
COMPONENT SIDE
SCALE 10:1



spec ref	SEE NOTES	dr	Kok-Hoe Lee	2010/06/25	projection	MM	size	A2	scale	4:1
tolerance std	TOLERANCES UNLESS OTHERWISE SPECIFIED	eng	Michael Song	2017/05/24			ecn no	ELX-DG-27080-1	rev H	
ASME Y14.5		chr	Stone Li	2017/06/05			rel level	Released		
		appr	Heaven Cen	2017/06/05			product family			
surface	linear	0.X	±0.2	Amphenol FCI	MODULE ASSEMBLY		title VERTICAL HEADER, 8-COLUMN, 2-PAIR	dwg no 10113949		
		0.XX	±0.10		cat. no. SEE P/N TREE	Product - Customer Drw	sheet 4 of 8			
ASME Y14.5	angular	0.0XX	±0.050							
		0.XXX	±0.050							
		0°	±°							

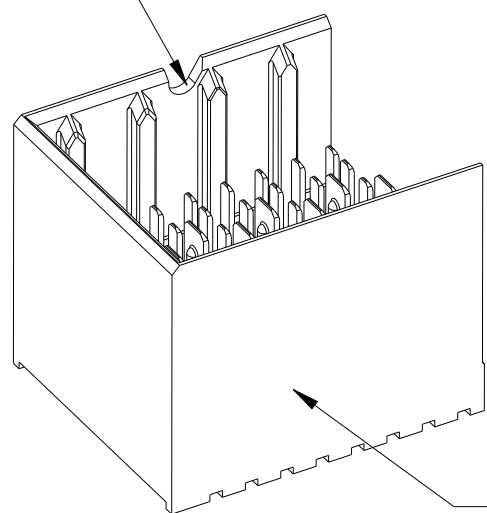
PDS: Rev :H

STATUS:Released

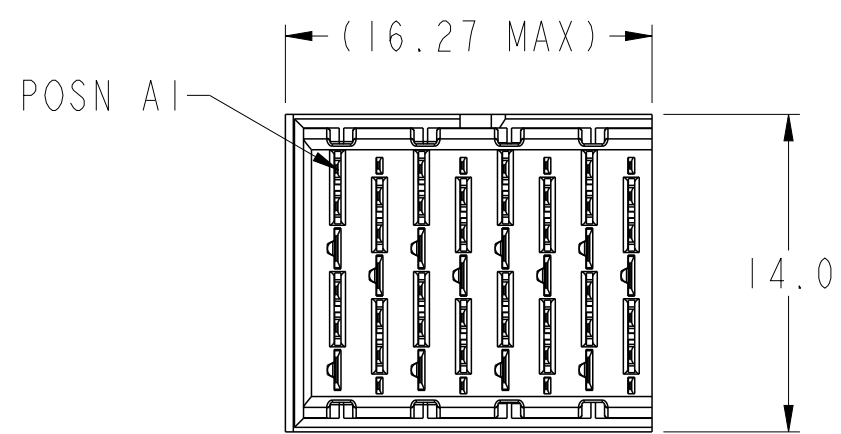
Printed: Jun 05, 2017

LEFT WALL MODULE

SEE NOTE 8

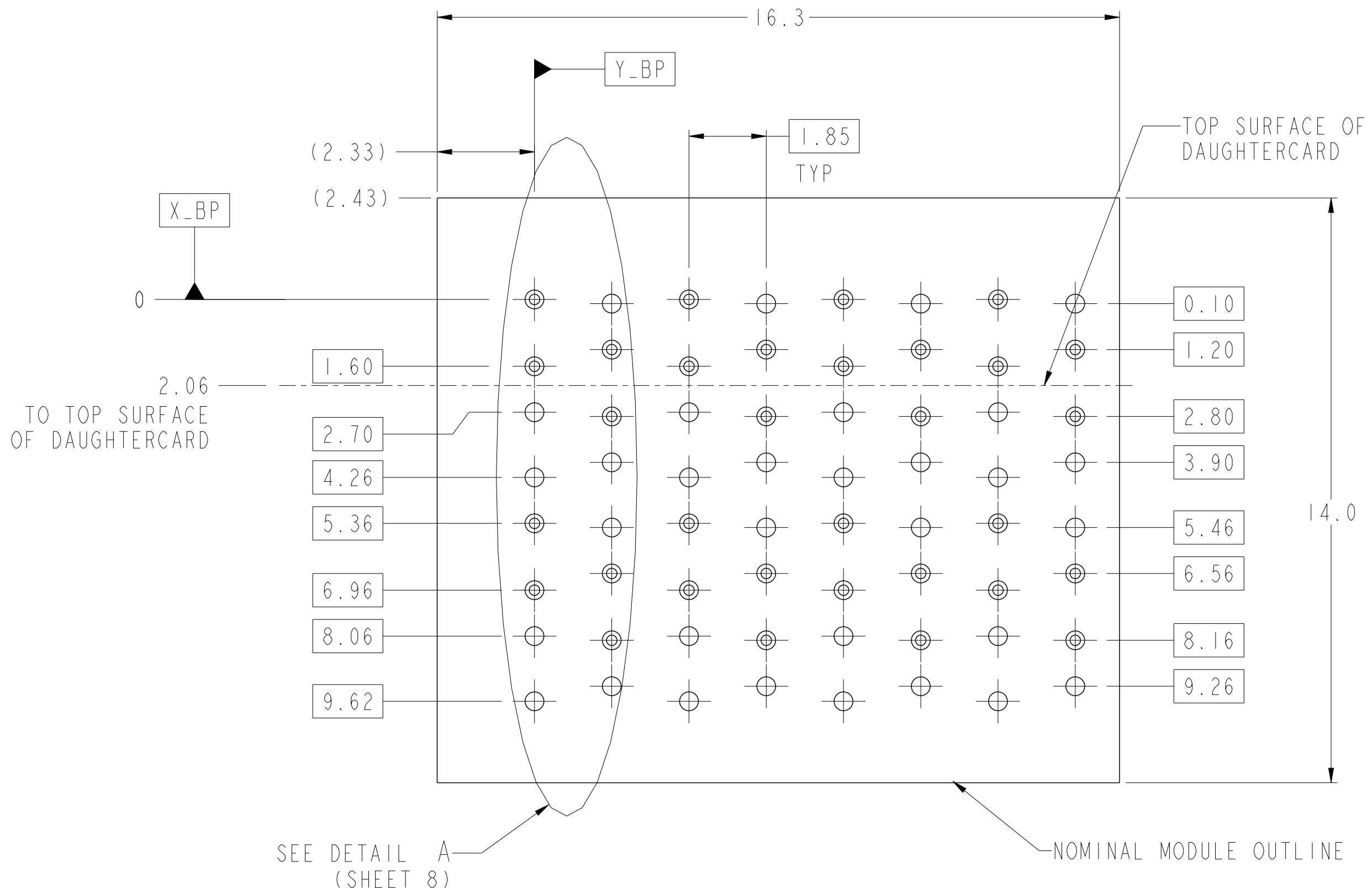
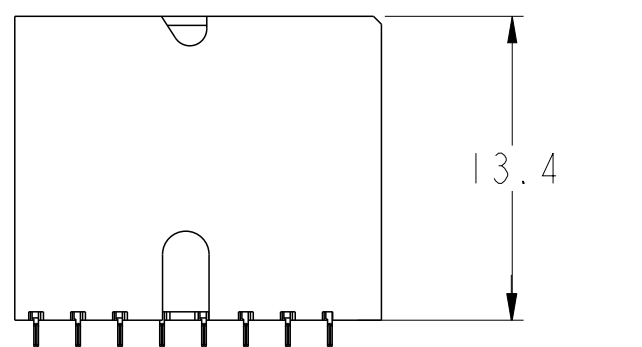
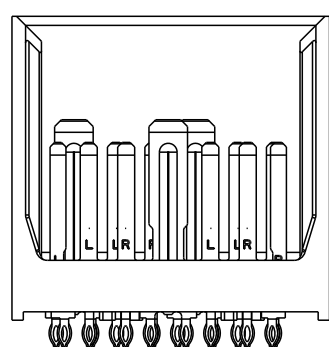
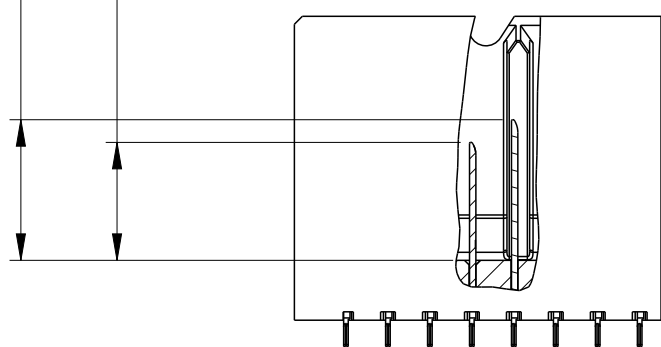


SEE NOTE 5



SCALE 3:1

- 6.2 (4MM WIPE WIDE GROUNDS)
 - 5.2 (3MM WIPE WIDE GROUNDS)
 - 5.2 (3MM SMALL END GROUNDS)
 - 5.2 (3MM WIPE SIGNALS)
 - 4.2 (2MM WIPE SIGNALS)
- (SEE P/N TREE FOR ALL COMBINATIONS AVAILABLE)

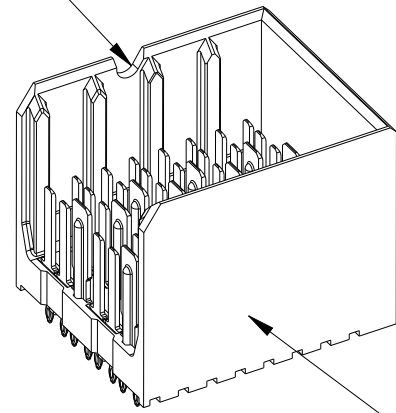


PCB HOLE PATTERN
COMPONENT SIDE
SCALE 10:1

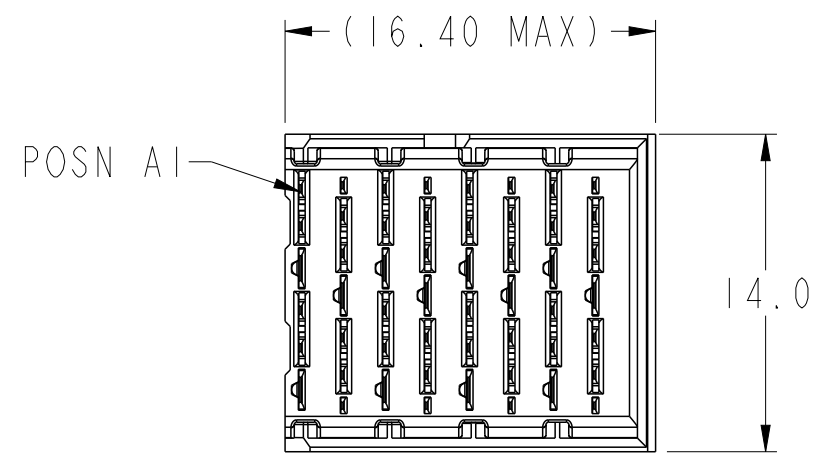
spec ref	SEE NOTES	dr	Kok-Hoe Lee	2010/06/25	projection	MM	size	A2	scale	6:1
tolerance std	TOLERANCES UNLESS OTHERWISE SPECIFIED	eng	Michael Song	2017/05/24			ecn no	ELX-DG-27080-1	rev H	
ASME Y14.5		chr	Stone Li	2017/06/05			rel level	Released		
		appr	Heaven Cen	2017/06/05			product family			
surface	linear	0.X	±0.2	Amphenol FCI	MODULE ASSEMBLY VERTICAL HEADER, 8-COLUMN, 2-PAIR		dwg no	10113949		
		0.XX	±0.10		cat. no.	SEE P/N TREE	Product - Customer Drw	sheet 5 of 8		
ASME Y14.5	angular	0°	±°							

RIGHT WALL MODULE

SEE NOTE 8



SEE NOTE 5

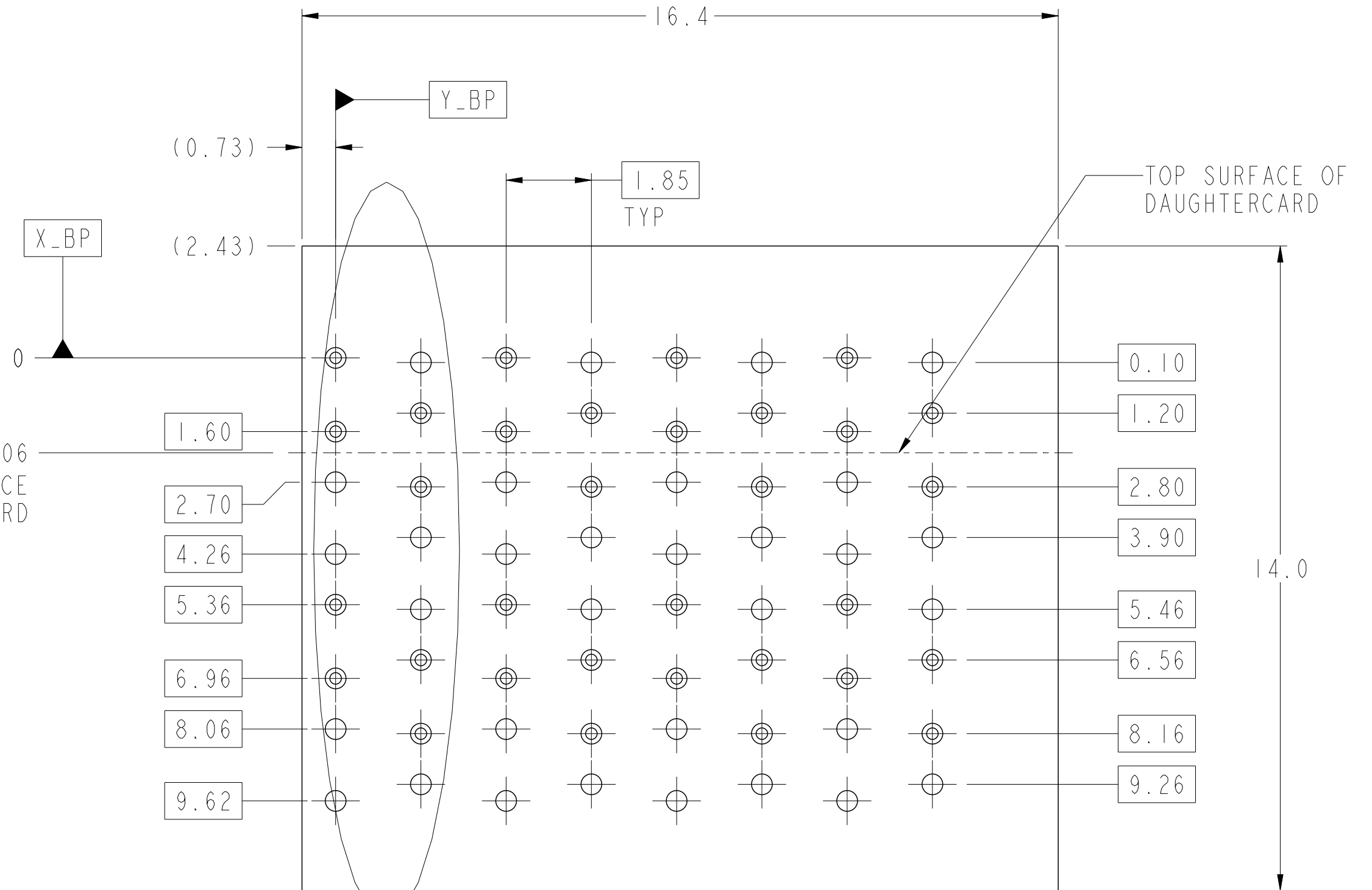
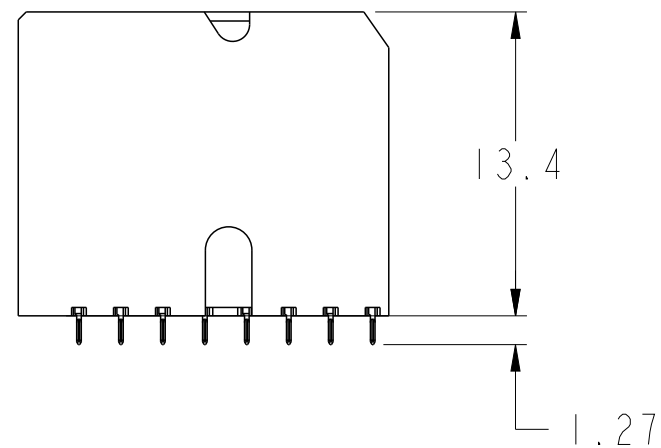

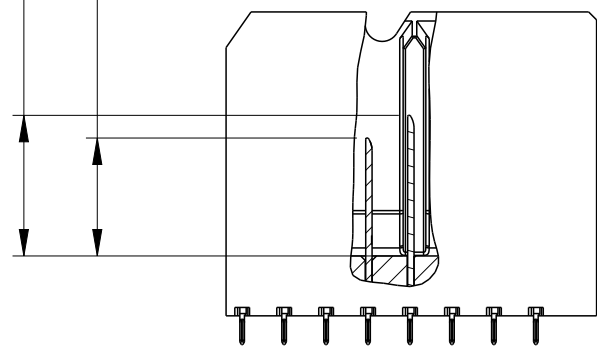


SCALE 3:1

6.2 (4MM WIPE WIDE GROUNDS)
5.2 (3MM WIPE WIDE GROUNDS)

5.2 (3MM SMALL END GROUNDS)
5.2 (3MM WIPE SIGNALS)
4.2 (2MM WIPE SIGNALS)

(SEE P/N TREE FOR ALL COMBINATIONS AVAILABLE)



SEE DETAIL A (SHEET 8)

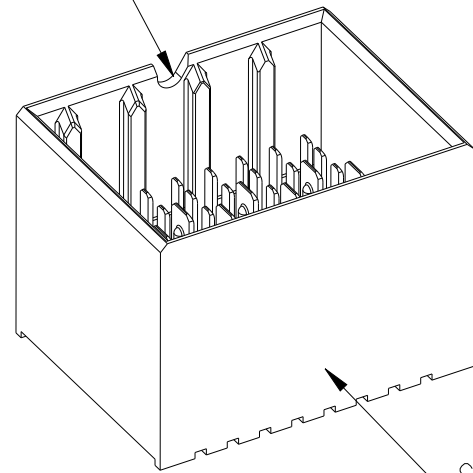
PCB HOLE PATTERN
COMPONENT SIDE
SCALE 10:1

NOMINAL MODULE OUTLINE

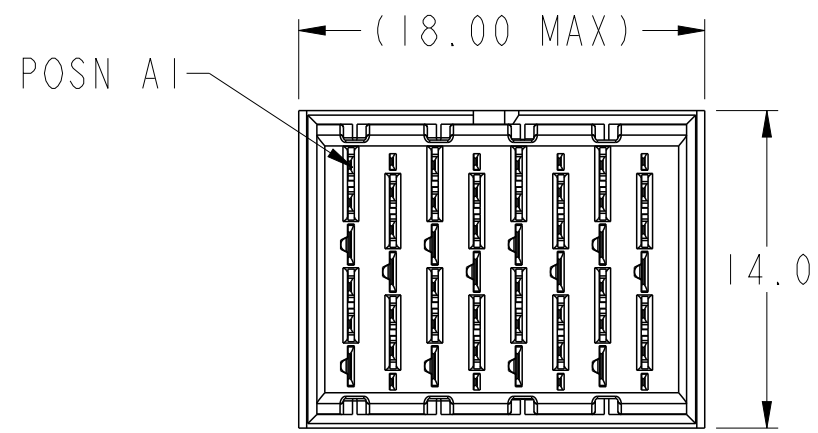
spec ref	SEE NOTES	dr	Kok-Hoe Lee	2010/06/25	projection	MM	size	A2	scale	6:1
tolerance std	ASME Y14.5	eng	Michael Song	2017/05/24			ecn no	ELX-DG-27080-1	rel level Released	
	TOLERANCES UNLESS OTHERWISE SPECIFIED	chr	Stone Li	2017/06/05			product family			
		appr	Heaven Cen	2017/06/05						
surface	linear	0.X	±0.2	Amphenol FCI	TITLE MODULE ASSEMBLY VERTICAL HEADER, 8-COLUMN, 2-PAIR		dwg no	10113949	rev	H
		0.XX	±0.10		cat. no.	SEE P/N TREE	Product - Customer Drw	sheet 6 of 8		
	angular	0°	±°							

FOUR WALL MODULE

SEE NOTE 8



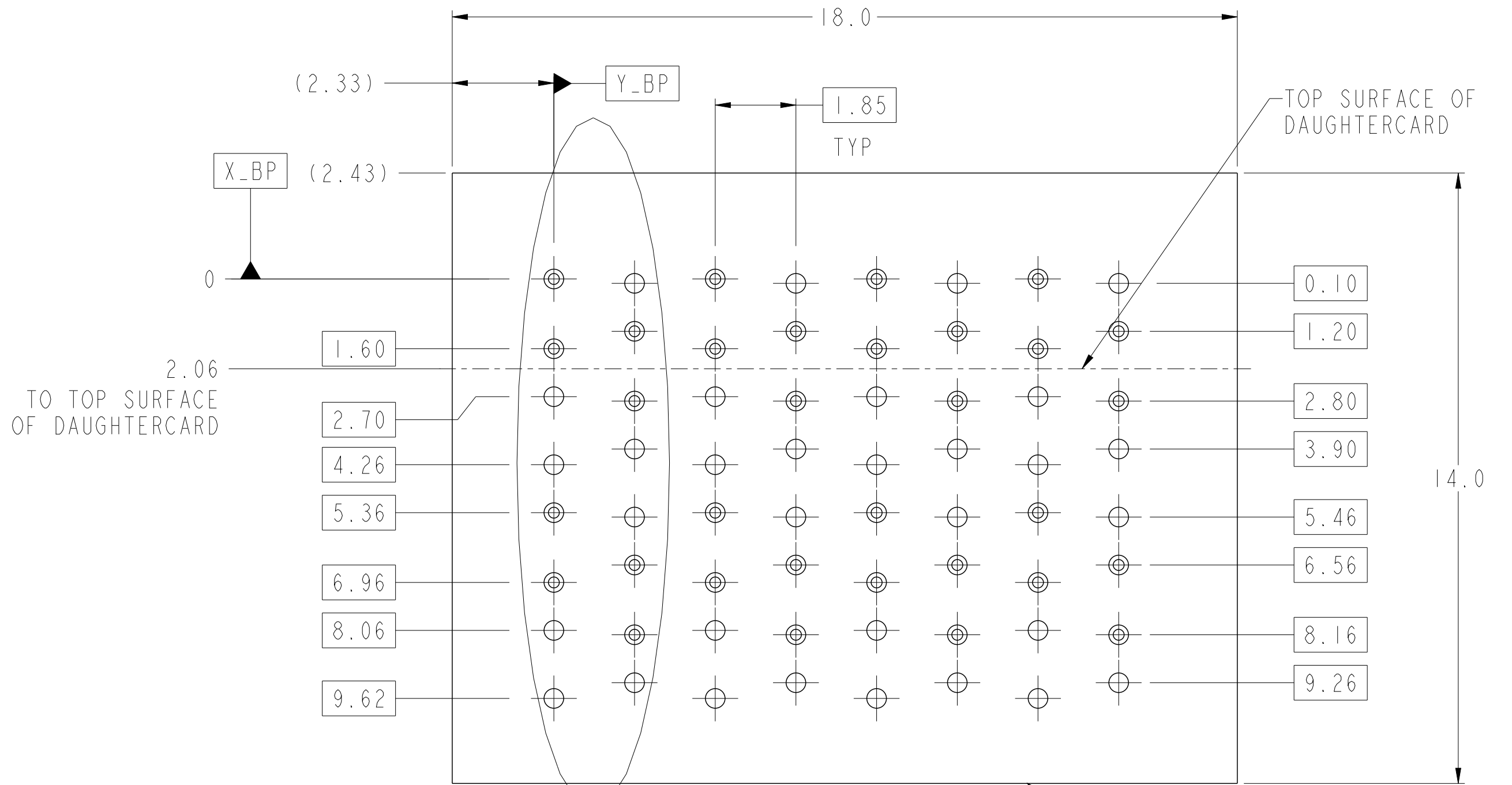
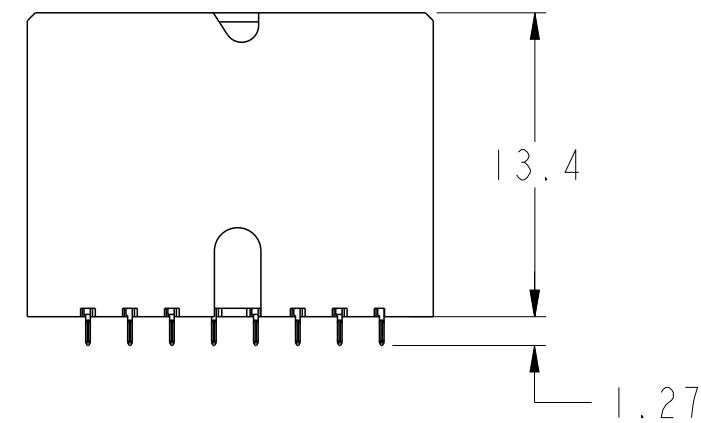

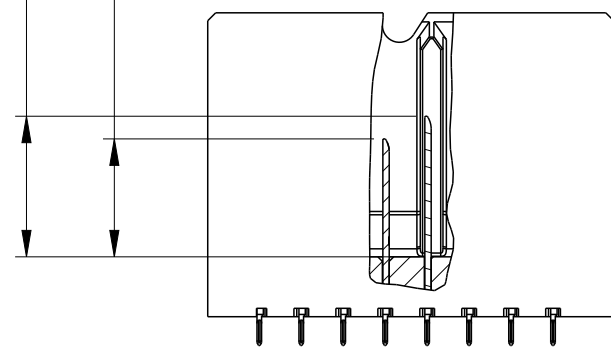
SEE NOTE 5



SCALE 3:1

- 6.2 (4MM WIPE WIDE GROUNDS)
- 5.2 (3MM WIPE WIDE GROUNDS)
- 5.2 (3MM SMALL END GROUNDS)
- 5.2 (3MM WIPE SIGNALS)
- 4.2 (2MM WIPE SIGNALS)

(SEE P/N TREE FOR ALL COMBINATIONS AVAILABLE)



2.06
TO TOP SURFACE
OF DAUGHTERCARD

SEE DETAIL A
(SHEET 8)

PCB HOLE PATTERN
COMPONENT SIDE
SCALE 10:1

NOMINAL MODULE OUTLINE

spec ref	SEE NOTES	dr	Kok-Hoe Lee	2010/06/25	projection	MM	size	A2	scale	5:1
tolerance std	TOLERANCES UNLESS OTHERWISE SPECIFIED	eng	Michael Song	2017/05/24			ecn no	ELX-DG-27080-1	rel level	Released
ASME Y14.5		chr	Stone Li	2017/06/05						
surface	linear	0.X	±0.2		MODULE ASSEMBLY		dwg no 10113949	rev H		
		0.XX	±0.10		VERTICAL HEADER, 8-COLUMN, 2-PAIR					
ASME Y14.5	angular	0.XXX	±0.050		cat. no.	SEE P/N TREE			Product - Customer Drw	sheet 7 of 8

PDS: Rev :H

STATUS:Released

Printed: Jun 05, 2017

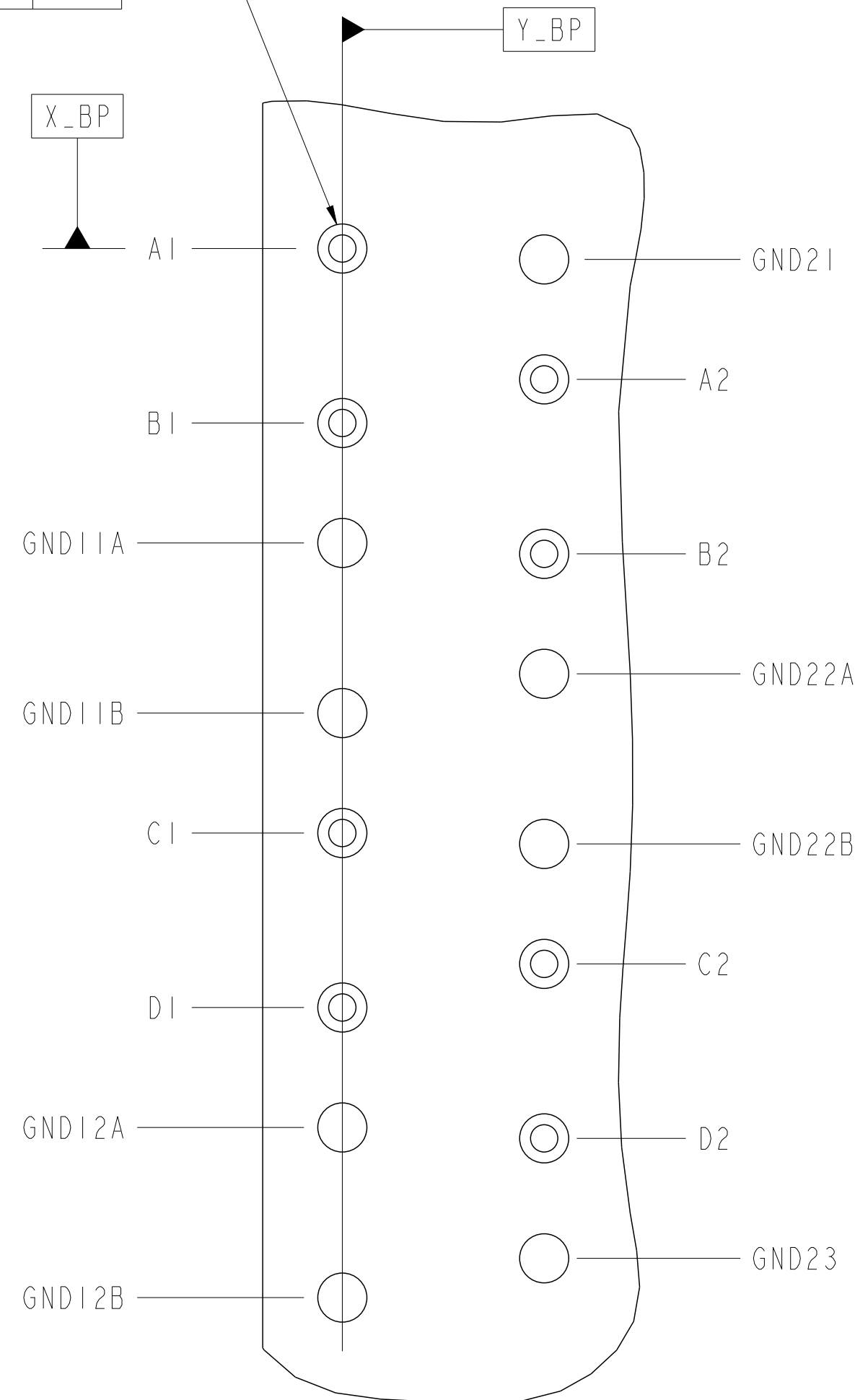
TABLE 3: PTH AND PAD SIZES WITH REFERENCE TO COMPLIANT PIN DRILL		
COMPLIANT PIN DRILL	PTH	PAD
Ø0.55 [0.0217"]	Ø0.45±0.05	Ø0.85
Ø0.45 [0.0177"]	Ø0.36±0.05	Ø0.75

NOTES:

- CONNECTOR MATERIALS
SHROUD: HIGH-TEMP THERMOPLASTIC, GRAY, UL94V-0
CONTACTS: HIGH PERFORMANCE COPPER ALLOY
- CONTACT PLATING:
SEPARABLE INTERFACE: PERFORMANCE-BASED PLATING, QUALIFIED TO MEET THE REQUIREMENTS OF FCI PRODUCT SPECIFICATION GS-12-588, INCLUDING TELCORDIA GR-1217-CORE (NOVEMBER 1995) CENTRAL OFFICE (CO) OR UNCONTROLLED ENVIRONMENT (UE) TEST SEQUENCE AS NOTED IN P/N TREE.
PRESS-FIT TAILS: TIN OVER NICKEL, OR TIN-LEAD ALLOY OVER NICKEL. SEE P/N TREE.
- PRODUCT SPECIFICATION: GS-12-588
- APPLICATION SPECIFICATION: GS-20-121
- PRODUCT MARKING (PART NUMBER AND LOT CODE) ON THESE SURFACES.
- HOUSING MUST WITHSTAND EXPOSURE TO 260°C PEAK TEMPERATURE FOR 40 SECONDS IN A CONVECTION, INFRA-RED, OR VAPOR-PHASE REFLOW OVEN.
- PACKAGING MEETS GS-14-920 LEAD-FREE LABELING SPECIFICATION.
- NOTCH INDICATES "ROW A" SIDE OF CONNECTOR.
- SEE APPLICATION SPECIFICATION FOR ROUTING GUIDELINES, ADDITIONAL PTH GUIDELINES, MATED DIMENSIONS, GUIDE PN SELECTION, ETC.
- SCREW IS OPTIONAL AND ENGAGES WITH BOTTOM OF GUIDE-PIN FROM BENEATH THE PCB FOR ADDITIONAL GUIDE-PIN SUPPORT.
- OPTIONAL HOLE LOCATION FOR GROUNDED PIN OR ADDITIONAL GUIDE-PIN SUPPORT. SEE TABLE 1 ON SHEET 1 FOR ADDITIONAL DETAILS.

REFER TABLE 3 FOR PTH, DRILL & PAD SIZES

⊕	Ø0.10	X_BP	Y_BP
---	-------	------	------



DETAIL A
SCALE 20:1

spec ref	SEE NOTES	dr	Kok-Hoe Lee	2010/06/25	projection	MM	size	A2	scale	6:1
tolerance std	TOLERANCES UNLESS OTHERWISE SPECIFIED	eng	Michael Song	2017/05/24			ecn no	ELX-DG-27080-1	rel level	Released
ASME Y14.5		chr	Stone Li	2017/06/05			product family	XCode		
		appr	Heaven Cen	2017/06/05			cat. no.	SEE P/N TREE		Product - Customer Drw
surface	linear	0.X	±0.2		MODULE ASSEMBLY		diag no	10113949	rev	H
		0.XX	±0.10		VERTICAL HEADER, 8-COLUMN, 2-PAIR					
ASME Y14.5	angular	0.XXX	±0.050							
		0°	±°	www.fci.com						