

6

5

4

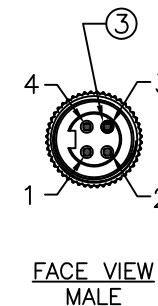
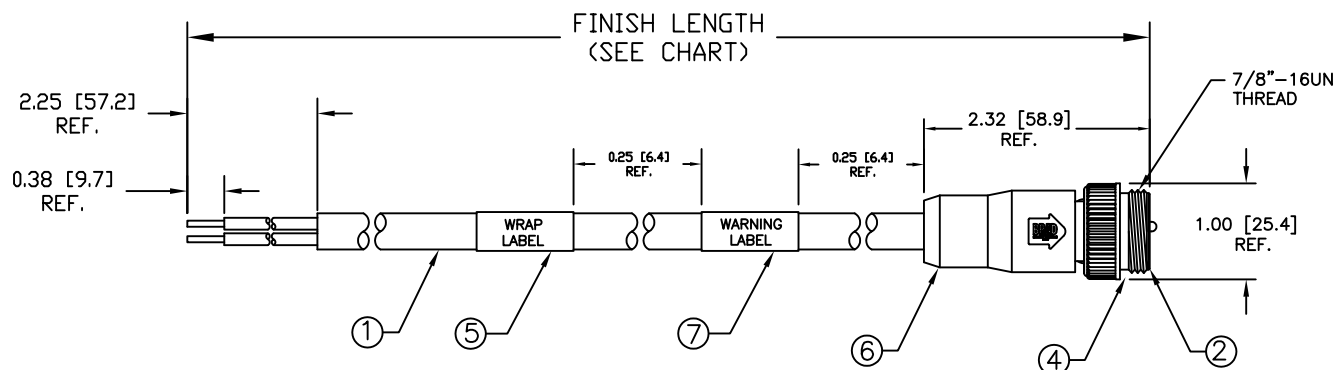
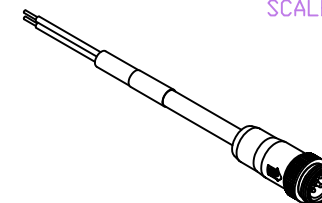
3

2

1

PART NUMBER	ENGINEERING NO.	LENGTH ± TOLERANCE
1300610150	104006A46M020	6' 6.74' +3.50'/-0' [2M +88.9/-0 mm]

AUX VIEW
SCALE 1:4



NOTES:

- 1) MATERIAL: SEE TABLE
- 2) FINISHES: SEE TABLE
- 3) WRAP LABEL IS MARKED WITH P/N, DATE CODE, VOLTAGE & AMPERAGE
- 4) ELECTRICAL DATA:
 INLINE CORSET
 MALE A-SIZE WITH FLYING LEADS
 14AWG UNSHIELDED
 POLES: 4
 MAX. VOLTAGE: 600V
 MAX. CURRENT 15A
 PROTECTION IP67
 TEMPERATURE RANGE: -20°C TO 90°C
- 5) PACKAGING:
 CABLE ASSEMBLIES ARE BAGGED SEPERATELY
 IN POLY BAGS WITH BAR CODE LABEL ATTACHED
 TO OUTSIDE OF BAG.
- 6) ASSEMBLY IS RoHS COMPLIANT.
- 7) CERTIFICATION:
 UL2237, FILE NO. E258922

P1

BLACK	1
WHITE	2
RED	3
GREEN/YELLOW	4

WIRING DIAGRAM

ITEM	QTY	DESCRIPTION	MATERIAL	FINISH
7	1	DANGER LABEL	VINYL	BLACK
6	A/R	MOLDING COMPOUND	PVC	GRAY
5	1	WRAP LABEL	VINYL	YELLOW
4	1	MALE COUPLING NUT	ZINC ALLOY	BLACK E-COAT
3	4	PIN CONTACT	BRASS	GOLD PLATE
2	1	4P MALE INSERT	PVC	BLACK
1	SEE TABLE	#14/4 CABLE	PVC JACKET	GRAY

SD RELEASE EC NO: WNA2010-0426 DRWN: YOU 2010/01/14 CHKD: BWOODMAN APPR: JFMURPHY 2010/01/20	QUALITY SYMBOLS
	$\nabla = 0$ $\nabla C = 0$
1	REV

	GENERAL TOLERANCES (UNLESS SPECIFIED)	
	mm	INCH
4 PLACES	±---	±---
3 PLACES	±---	±.005
2 PLACES	±0.13	±.010
1 PLACE	±0.25	±.020
ANGULAR ±1/2°		
DRAFT WHERE APPLICABLE MUST REMAIN WITHIN DIMENSIONS		

DIMENSION STYLE	
INCH/MM	
DRAWN BY	DATE
CHECKED BY	DATE
BWOODMAN	2010/01/15
APPROVED BY	DATE
JFMURPHY	2010/01/20
MATERIAL NO.	SEE CHART
SIZE	A

SCALE	DESIGN UNITS	THIRD ANGLE PROJECTION
1:2	INCH	
TITLE		
MINI-CHANGE BRAD POWER 4P MALE STRAIGHT #14/4 AWG PVC DROP CABLE		
MOLEX INCORPORATED		
DOCUMENT NO.	SD-130061-016	SHEET NO. 1 OF 1
THIS DRAWING CONTAINS INFORMATION THAT IS PROPRIETARY TO MOLEX INCORPORATED AND SHOULD NOT BE USED WITHOUT WRITTEN PERMISSION		

6

5

4

3

2

1