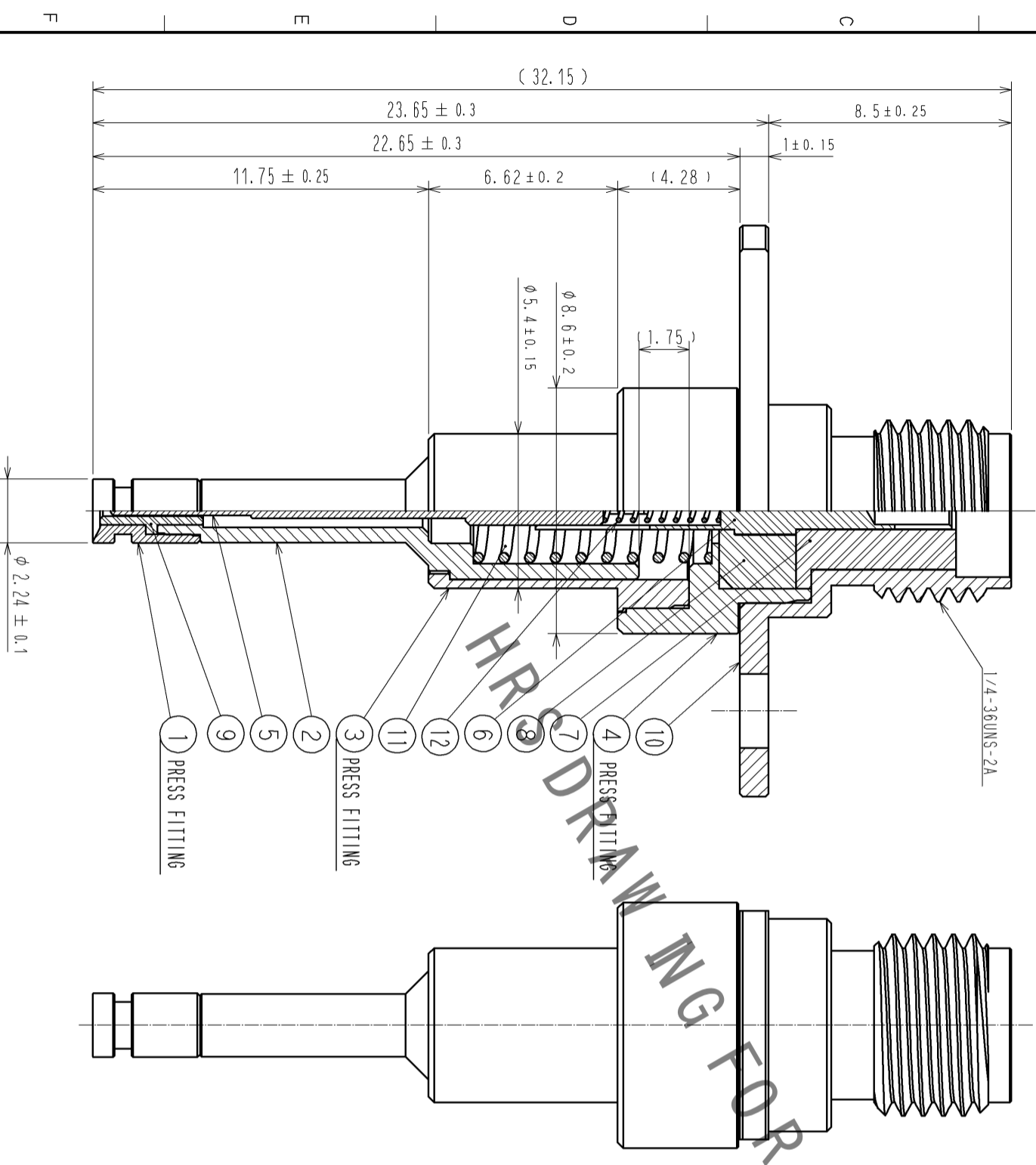
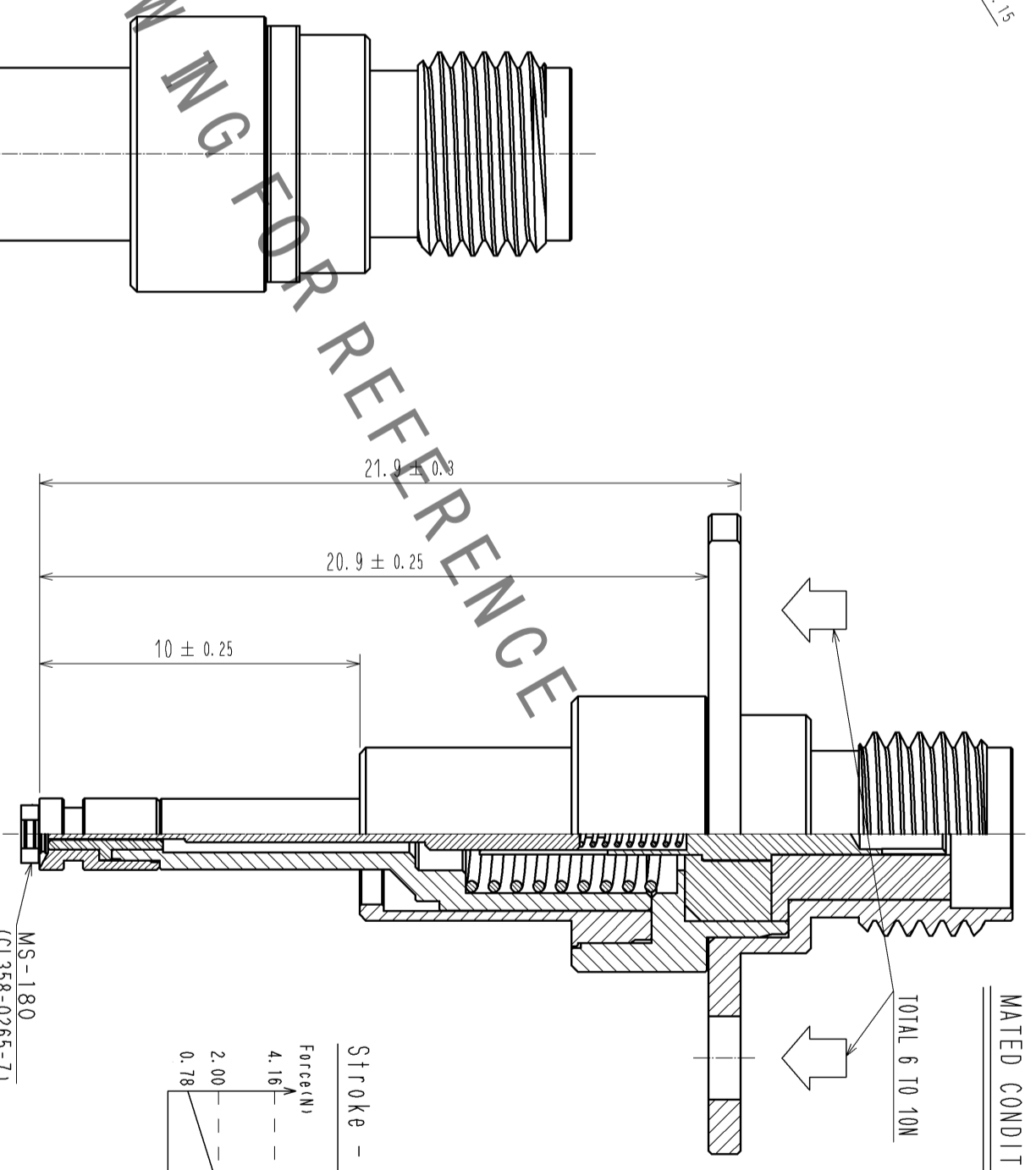


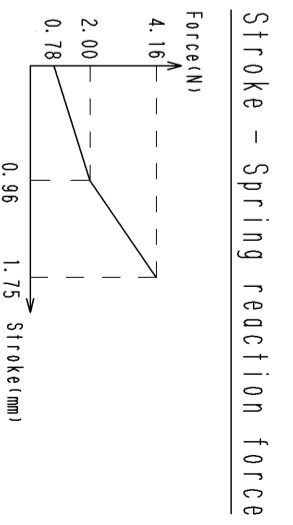
UNMATED CONDITION



- 1 PRESS FITTING
- 2
- 3 PRESS FITTING
- 4 PRESS FITTING
- 5
- 6
- 7
- 8
- 9
- 10
- 11
- 12



MATED CONDITION



NOTE 1. After the vertical mating of the adapter (MS-180-HRMJ-1) and the receptacle (MS-180) is completed, adjust the fixture stop and the load force to within 6 to 10 N.

NO.	MATERIAL	FINISH	REMARKS	NO.	MATERIAL	FINISH	REMARKS
1	STAINLESS STEEL	GOLD PLATING		7	PTFE		
2	BERYLLIUM COPPER	GOLD PLATING		8	PTFE		
3	BERYLLIUM COPPER	NICKEL PLATING		9	PTFE		
4	BERYLLIUM COPPER	GOLD PLATING		10	STAINLESS STEEL		
5	BERYLLIUM COPPER	GOLD PLATING		11	STAINLESS STEEL		
6	BERYLLIUM COPPER	GOLD PLATING		12	STAINLESS STEEL		

UNITS	SCALE	COUNT	DESCRIPTION OF REVISIONS	DESIGNED	CHECKED	DATE
mm	5 : 1					

APPROVED : KY. SHIMIZU	09.07.01	DRAWING	EDC3-180888-00
CHECKED : TY. OZAKI	09.07.01	PART	MS-180-HRMJ-1
DESIGNED : TS. NAKAGAWA	09.06.24	CODE	CL358-0285-4-00
DRAWN : TS. NAKAGAWA	09.06.24	NO.	1