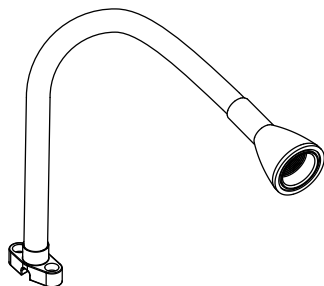


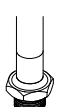

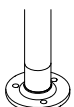
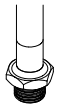

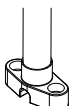
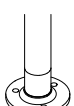
Flex Arm Mounts

Datasheet



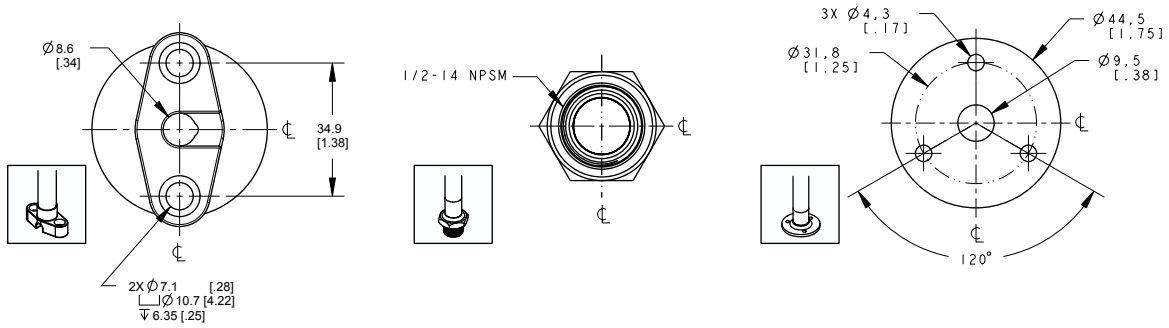
- 457 mm (18 in) long, vinyl coated
- Works with cabled and quick-disconnect models of WL50, WL50S, and LED..S50L
- Various mounting options
- Hex nut and o-ring are included (with 1/2-14 NPSM Base connection models)

Models

Model	Base Connection	Light Connection	Used with
FLX18-1212	 1/2 - 14 NPSM	 1/2 - 14 NPSM (Male)	WL50 WL50PB WL50-2 WL50-2PB (cabled and QD models)
FLX18-F12	 3-Hole Flange		
FLX18-12M30	 1/2 - 14 NPSM	 M30 x 1.5 (Female)	WL50 WL50PB WL50S WL50-2 WL50-2PB LED..S50 (cabled and QD models)
FLX18-DM30	 2 x 1/4-20W 1.375 spacing		
FLX18-FM30	 3-Hole Flange		



Base Dimensions

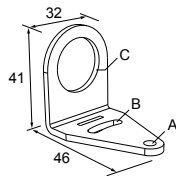


Accessories

Brackets

SMB22A

- Right-angle bracket with curved slot for versatile orientation
- 12-ga. stainless steel
- Mounting hole for 22 mm sensor

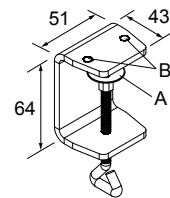


Hole center spacing: A to B = 26.0
 Hole size: A = \varnothing 4.6, B = 4.6 x 16.9, C = 22.2

• Use with Flex Arm Mount models with 1/2-14 NPSM Base Connection

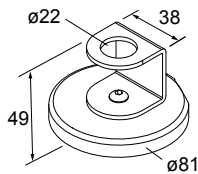
SMBFLXCLAMPD

- Use with Flex Arm Mount FLX18-DM30 model



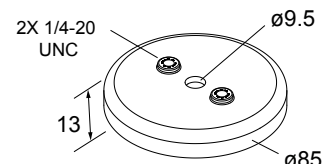
SMBFLXMAG

- Use with Flex Arm Mount models with 1/2-14 NPSM Base Connection



SMBFLXMAGD

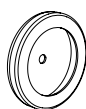
- Use with Flex Arm Mount FLX18-DM30 model



Bracket Protective Cover

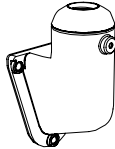
SMBFLXMAGR

- Protective magnet cover
- Prevents scratches to painted surfaces
- Used with SMBFLXMAG and SMBFLXMAGD




LMB Sealed Right-Angle Bracket

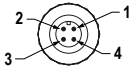
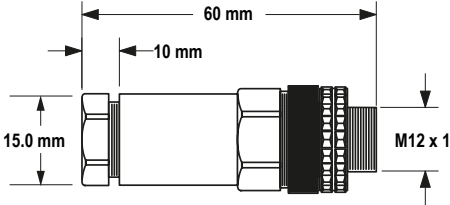
Use with Flex Arm Mount models with 1/2-14 NPSM Base Connection

Model	Description	Construction	
LMBE12RA	Pipe-Mount Models: Bracket kit with base, 1/2-14 pipe adapter, set screw, fasteners, o-rings, and gaskets. For use with stand-off pipe (listed and sold separately)	Black polycarbonate	
LMBE12RAC		Gray polycarbonate	

Power Supply

Model	Voltage	Connection	Description	
PS24W	24 V dc at 1A	4-pin Euro QD	Non-industrial (not sealed) power supply, converts 100 - 240 V ac to 24 V dc	

Field Wireable Connector

Model	Style	Pinout	Dimensions
FIC-M12M4	4-Pin Male Straight	 <p>1 = Brown 2 = Not used 3 = Blue 4 = Not used</p>	

Banner Engineering Corp. Limited Warranty

Banner Engineering Corp. warrants its products to be free from defects in material and workmanship for one year following the date of shipment. Banner Engineering Corp. will repair or replace, free of charge, any product of its manufacture which, at the time it is returned to the factory, is found to have been defective during the warranty period. This warranty does not cover damage or liability for misuse, abuse, or the improper application or installation of the Banner product.

THIS LIMITED WARRANTY IS EXCLUSIVE AND IN LIEU OF ALL OTHER WARRANTIES WHETHER EXPRESS OR IMPLIED (INCLUDING, WITHOUT LIMITATION, ANY WARRANTY OF MERCHANTABILITY OR FITNESS FOR A PARTICULAR PURPOSE), AND WHETHER ARISING UNDER COURSE OF PERFORMANCE, COURSE OF DEALING OR TRADE USAGE.

This Warranty is exclusive and limited to repair or, at the discretion of Banner Engineering Corp., replacement. IN NO EVENT SHALL BANNER ENGINEERING CORP. BE LIABLE TO BUYER OR ANY OTHER PERSON OR ENTITY FOR ANY EXTRA COSTS, EXPENSES, LOSSES, LOSS OF PROFITS, OR ANY INCIDENTAL, CONSEQUENTIAL OR SPECIAL DAMAGES RESULTING FROM ANY PRODUCT DEFECT OR FROM THE USE OR INABILITY TO USE THE PRODUCT, WHETHER ARISING IN CONTRACT OR WARRANTY, STATUTE, TORT, STRICT LIABILITY, NEGLIGENCE, OR OTHERWISE.

Banner Engineering Corp. reserves the right to change, modify or improve the design of the product without assuming any obligations or liabilities relating to any product previously manufactured by Banner Engineering Corp.