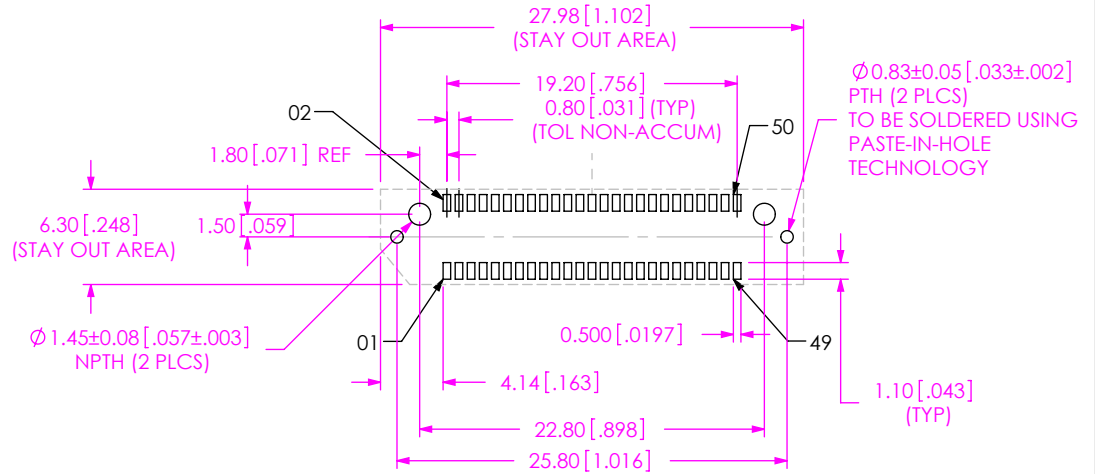
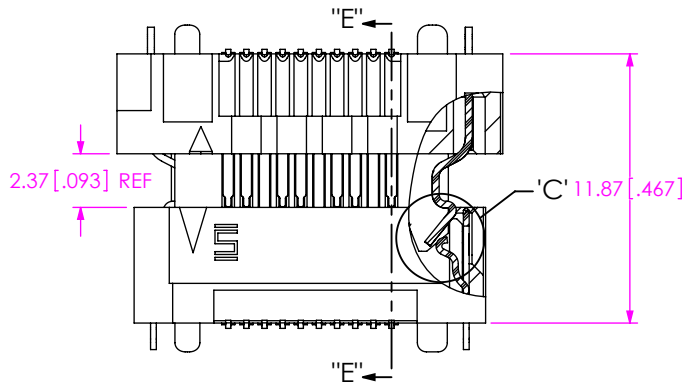


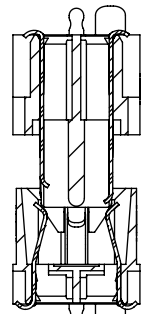
RECOMMENDED STENCIL LAYOUT



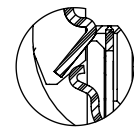
RECOMMENDED PCB LAYOUT



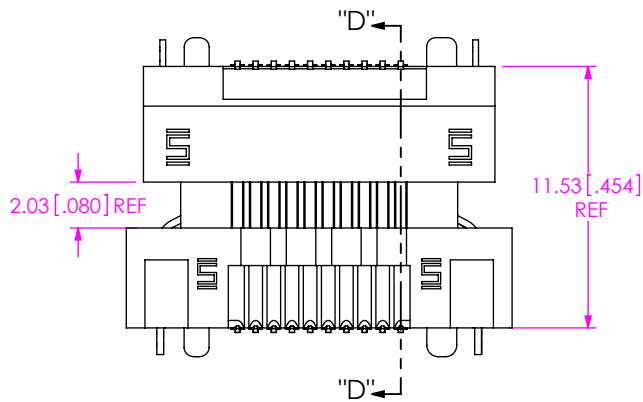
LATCH ENGAGING VIEW



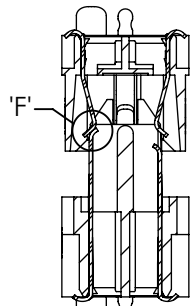
SECTION "E"-"E"
SCALE 3 : 1




DETAIL 'C'



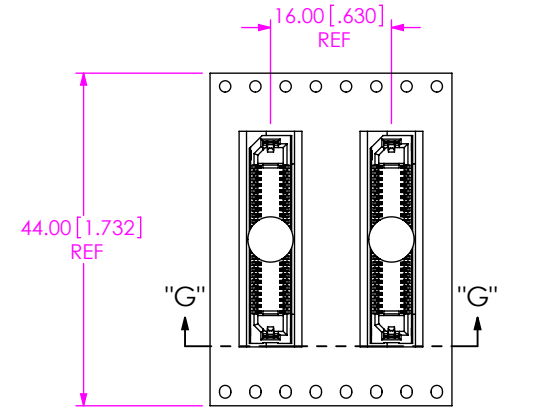
PIN ENGAGING VIEW



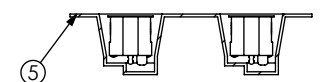
SECTION "D"-"D"
SCALE 3 : 1



DETAIL 'F'
SCALE 8 : 1



USER DIRECTION OF UN-REELING
POCKET NOT DETAILED



SECTION "G"-"G"
SCALE 1 : 1

PACKAGING VIEW

PROPRIETARY NOTE

THIS DOCUMENT CONTAINS CONFIDENTIAL AND PROPRIETARY INFORMATION AND ALL DESIGN, MANUFACTURING, REPRODUCTION, USE, PATENT RIGHTS AND SALES RIGHTS ARE EXPRESSLY RESERVED BY SAMTEC, INC. THIS DOCUMENT SHALL NOT BE DISCLOSED, IN WHOLE OR PART, TO ANY UNAUTHORIZED PERSON OR ENTITY NOR REPRODUCED, TRANSFERRED OR INCORPORATED IN ANY OTHER PROJECT IN ANY MANNER WITHOUT THE EXPRESS WRITTEN CONSENT OF SAMTEC, INC.

SHEET SCALE: 4:1



520 PARK EAST BLVD, NEW ALBANY, IN 47150
PHONE: 812-944-6733 FAX: 812-948-5047
e-Mail info@SAMTEC.com code 55322

DESCRIPTION:
.8MM EDGE RATE SOCKET ASM

DWG. NO.
ASP-148422-01

BY: TAMMY W. 06/12/09 SHEET 2 OF 2