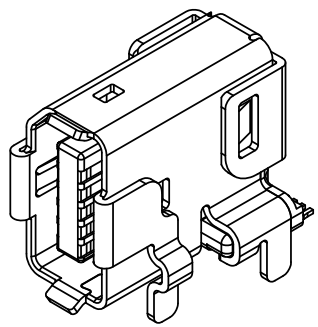
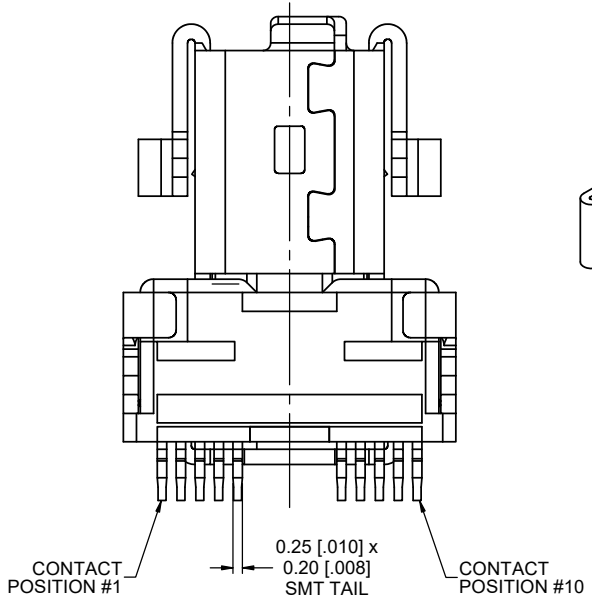


REVISIONS			
REV	DESCRIPTION, ECN, EAR NO.	DATE	APP'D
H	PRODUCT DRAWING (EAR 15230)	JAN9/23	K.L.
J	PRODUCT DRAWING (EAR 15304)	AUG22/23	K.L.

ORDERING CODE: ND9-BS1X-00

- SERIES, IX INDUSTRIAL
- B KEY
- SOCKET / RECEPTACLE
- RIGHT ANGLE FLAG STYLE
- PLATING FOR MATING AREA
 - 1 = GOLD FLASH
 - 2 = 0.20µm (8µ") GOLD
 - 3 = 0.76µm (30µ") GOLD
 - 4 = 1.27µm (50µ") GOLD
 - 7 = 0.76µm (30µ") PALLADIUM NICKEL WITH GOLD FLASH
- STANDARD



NOTES:

1. MATERIAL: RoHS COMPLIANT PER EU DIRECTIVE 2011/65/EU AND AMENDMENTS.
 - SHIELD: STAINLESS STEEL, MATTE TIN OVER NICKEL PLATED.
 - INSERTS: HIGH TEMPERATURE RESISTANT ENGINEERING THERMOPLASTIC, GLASS REINFORCED, UL94V-0, BLACK.
 - CONTACTS: COPPER ALLOY PLATED WITH GOLD OR PALLADIUM-NICKEL (SEE ORDERING CODE) OVER 1.27µm (50µ") MINIMUM NICKEL ON THE MATING AREA AND GOLD FLASH OVER NICKEL ON THE SMT TAILS.
2. CONNECTORS ARE PROVIDED IN TAPE & REEL PACKAGING FOR PICK & PLACE PROCESSING AND ARE SUITABLE FOR IR REFLOW SOLDERING OF PIN IN PASTE SHIELD TAILS AND SURFACE MOUNT CONTACT TAILS.
3. DESIGNED TO CONFORM TO REQUIREMENTS OF IEC 61076 PART 3-124 SPECIFICATION. THE TYPE B KEY FEATURE SHOWN IS INTENDED FOR NON-ETHERNET APPLICATIONS. IN SPECIAL SITUATIONS, THE TYPE B KEYED CONNECTORS, USED IN CONJUNCTION WITH TYPE A KEYED CONNECTORS, MAY BE USED AS A METHOD TO SEGREGATE OR CONTROL MATING PLUG INSTALLATIONS IN A COMPLEX ETHERNET APPLICATION.
4. CURRENT RATING: 1.5 AMPERES, VOLTAGE RATING: 50V AC rms OR 60V DC
5. OPERATING TEMPERATURE -55° TO +105°C.
6. DIELECTRIC WITHSTANDING VOLTAGE: 500V DC
7. CONTACT RESISTANCE: 30 MILLIOHMS MAXIMUM.
8. INSULATION RESISTANCE: 500 MEGOHMS MINIMUM.
9. MATING & UNMATING FORCE: 25N (5.6 lbf) MAXIMUM.



UNLESS SPECIFIED OTHERWISE	DRAWN	J.BRAR	FEB24/20
PRIMARY UNITS MILLIMETRES	CHECKED	K. LAMBIE	FEB25/20
SECONDARY UNITS INCHES	M.E. APP'D		
REFERENCE IN PARENTHESES	Q.A. APP'D		
GENERAL TOLERANCES	DWG APPR.		
1 DECIMAL PLACE	ENG. REL. NO.	EAR 14806	
2 DECIMAL PLACES ±0.15	REF.		
3 DECIMAL PLACES	THIRD ANGLE PROJECTION		
ANGULAR DEGREES	DO NOT SCALE DRAWING		

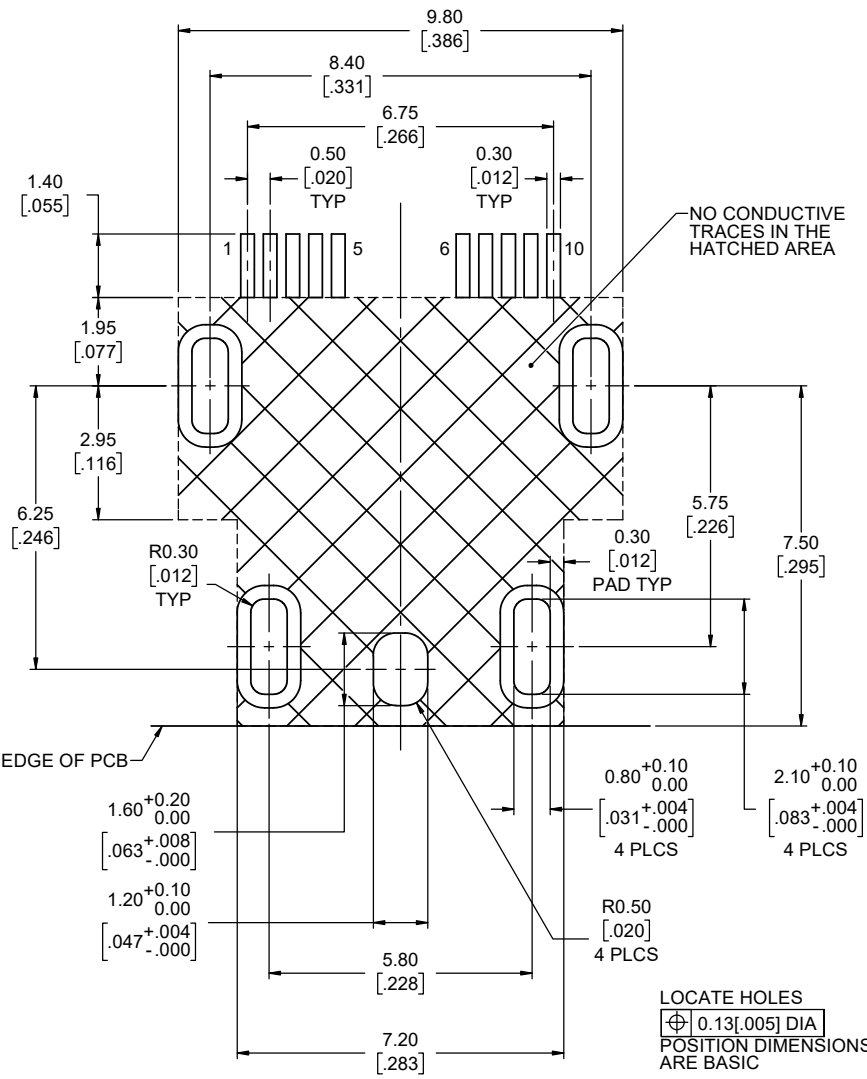
Amphenol Canada Corp.
Commercial Products

IX INDUSTRIAL CONNECTOR, 10 POSITION B KEY RIGHT ANGLE FLAG STYLE, SMT TERMINATION, CAT 6A HIGH SPEED PERFORMANCE, RoHS COMPLIANT

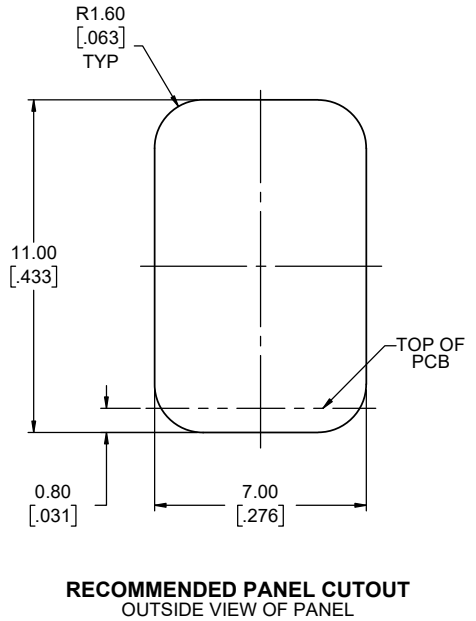
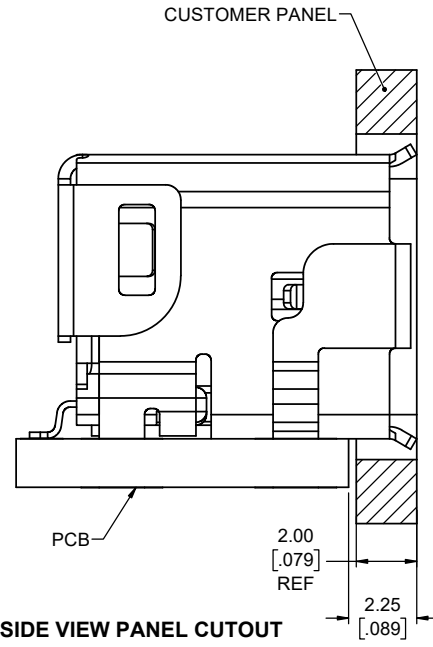
DWG. NO. **P-ND9-BS1X-00** REV **J**

CODE ID NO. 03554 DWG SIZE: X SCALE: 10:1 SHEET 1 OF 3

REVISIONS			
REV	DESCRIPTION, ECN, EAR NO.	DATE	APP'D
H	PRODUCT DRAWING (EAR 15230)	JAN9/23	K.L.
J	PRODUCT DRAWING (EAR 15304)	AUG22/23	K.L.



RECOMMENDED PCB LAYOUT
 COMPONENT SIDE OF BOARD
 SCALE 12:1
 GENERAL TOLERANCE $\pm 0.05\text{mm}$
 FOR THIS VIEW



CONNECTOR PIN ASSIGNMENT		
POSITION NUMBER	PIN ASSIGNMENT 10 OR 100 Mbit/S ETHERNET	PIN ASSIGNMENT 1, 2.5, 5 OR 10 Gbit/S ETHERNET
1	TX +	BI_DA +
2	TX -	BI_DA -
3	NOT USED	GND
4	NOT USED	BI_DC +
5	NOT USED	BI_DC -
6	RX +	BI_DB +
7	RX -	BI_DB -
8	NOT USED	GND
9	NOT USED	BI_DD +
10	NOT USED	BI_DD -

UNLESS SPECIFIED OTHERWISE	DRAWN	J.BRAR	FEB24/20
PRIMARY UNITS MILLIMETRES	CHECKED	K. LAMBIE	FEB25/20
SECONDARY INCHES	M.E. APP'D		
REFERENCE IN PARENTHESES	Q.A. APP'D		
GENERAL TOLERANCES	DWG APPR.		
1 DECIMAL PLACE	ENG. REL. NO.	EAR 14806	
2 DECIMAL PLACES ± 0.15	REF.		
3 DECIMAL PLACES	THIRD ANGLE PROJECTION		
ANGULAR DEGREES	DO NOT SCALE DRAWING		

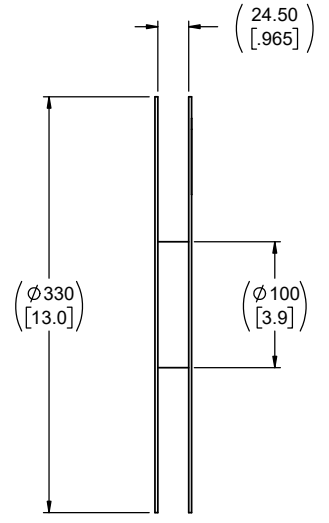
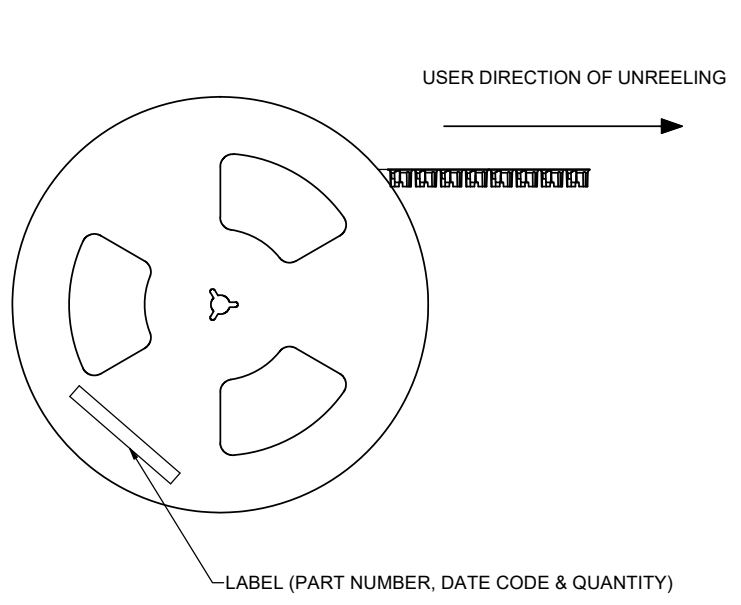
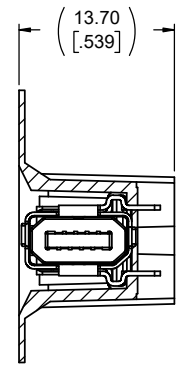
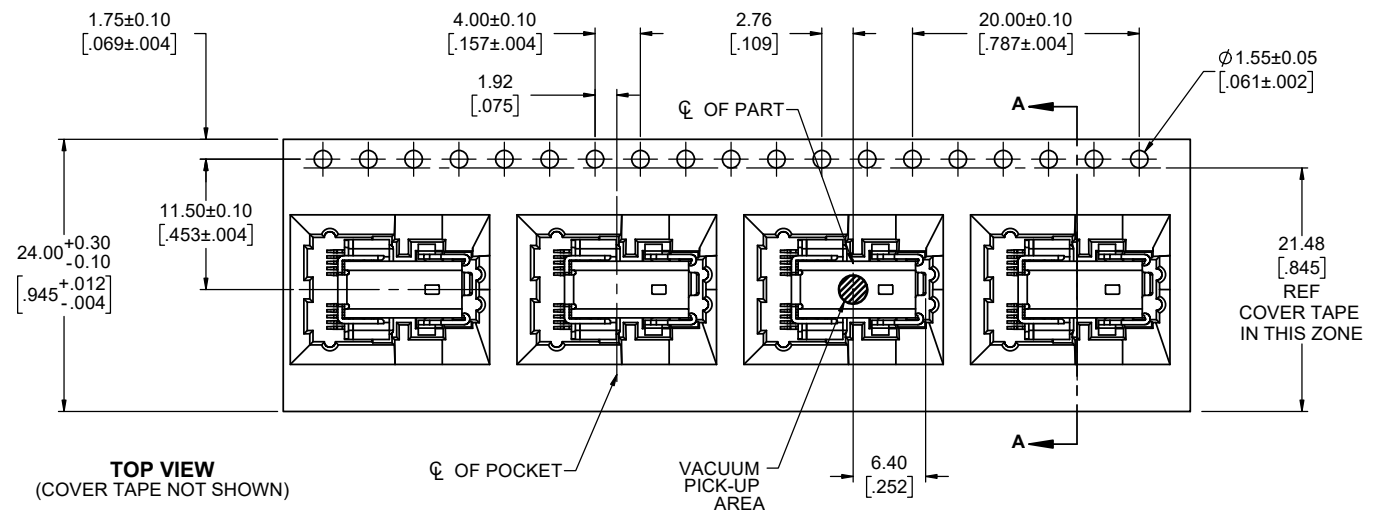
Amphenol Canada Corp.
 Commercial Products

**IX INDUSTRIAL CONNECTOR, 10 POSITION
 B KEY RIGHT ANGLE FLAG STYLE, SMT
 TERMINATION, CAT 6A HIGH SPEED
 PERFORMANCE, RoHS COMPLIANT**

DWG. NO. **P-PD9-BS1X-00** REV **J**

CODE ID NO. 03554 DWG SIZE: X SCALE: 8:1 SHEET 2 OF 3

REVISIONS			
REV	DESCRIPTION, ECN, EAR NO.	DATE	APP'D
H	PRODUCT DRAWING (EAR 15230)	JAN9/23	K.L.
J	PRODUCT DRAWING (EAR 15304)	AUG22/23	K.L.



PACKAGING NOTES:

1. EACH REEL TO CONTAIN A QUANTITY OF 240 CONNECTORS.
2. EACH FULL CARTON TO CONTAIN A QUANTITY OF 9 REELS TOTAL OF 2160 CONNECTORS.

THIS DOCUMENT CONTAINS PROPRIETARY INFORMATION AND SUCH INFORMATION MAY NOT BE DISCLOSED TO OTHERS FOR ANY PURPOSE OR USED FOR MANUFACTURING PURPOSES WITHOUT WRITTEN PERMISSION FROM AMPHENOL CANADA CORP.

UNLESS SPECIFIED OTHERWISE	DRAWN	J.BRAR	FEB24/20
PRIMARY UNITS MILLIMETRES	CHECKED	K. LAMBIE	FEB25/20
SECONDARY INCHES	M.E. APP'D		
REFERENCE IN PARENTHESES	Q.A. APP'D		
GENERAL TOLERANCES	DWG APPR.		
1 DECIMAL PLACE	ENG. REL. NO.	EAR 14806	
2 DECIMAL PLACES	REF.		
3 DECIMAL PLACES	THIRD ANGLE PROJECTION		
ANGULAR DEGREES	DO NOT SCALE DRAWING		

Amphenol Canada Corp.
Commercial Products

**IX INDUSTRIAL CONNECTOR, 10 POSITION
B KEY RIGHT ANGLE FLAG STYLE, SMT
TERMINATION, CAT 6A HIGH SPEED
PERFORMANCE, RoHS COMPLIANT**

DWG. NO. **P-ND9-BS1X-00** REV **J**

CODE ID NO. 03554 DWG SIZE: X SCALE: 3:1 SHEET 3 OF 3