

ACT20P ACT20P-PRO DCDC II-P

Weidmüller Interface GmbH & Co. KG
 Klingenbergstraße 16
 D-32758 Detmold
 Germany
 Fon: +49 5231 14-0
 Fax: +49 5231 14-292083
 www.weidmueller.com

Similar to illustration



ACT20P: The flexible solution

- Precise and highly functional signal converters
- Simple configuration via display (Pro DCDC II), FDT/DTM software or DIP switch
- Release levers simplify handling
- More space in the control cabinet, from 12.5 mm wide for two channels

General ordering data

Type	ACT20P-PRO DCDC II-P
Order No.	1481960000
Version	ACT20P, Signal converter/insulator, Signal converter/isolator, All-purpose, 24...230 V AC/DC power supply
GTIN (EAN)	4050118291025
Qty.	1 pc(s).

ACT20P
ACT20P-PRO DCDC II-P

Weidmüller Interface GmbH & Co. KG
 Klingenbergstraße 16
 D-32758 Detmold
 Germany
 Fon: +49 5231 14-0
 Fax: +49 5231 14-292083
 www.weidmueller.com

Technical data**Dimensions and weights**

Width	12.5 mm	Width (inches)	0.492 inch
Height	117.2 mm	Height (inches)	4.614 inch
Depth	113.7 mm	Depth (inches)	4.476 inch
Weight	130 g	Net weight	20 g

Temperatures

Operating temperature	Storage temperature
-----------------------	---------------------

Environmental Product Compliance

REACH SVHC	Lead 7439-92-1
------------	----------------

Input

Number of inputs	1	Input voltage	configurable, ± 20 mV... ± 300 V, min. measuring range 40 mV
Input resistance, voltage	approx. 1 M Ω	Input current	configurable, ± 0.1 mA... \pm 100 mA
Input resistance, current	< 5 mA: approx. 100 Ω ; >5 mA: approx. 5 Ω		

Output

Output voltage, note	adjustable, 0... ± 10 V	Output current	adjustable, 0... ± 20 mA
Cut-off frequency (-3 dB)	> 10 kHz / < 10 Hz	load impedance voltage	≥ 1 k Ω
load impedance current	≤ 600 Ω	Offset voltage	< 10 mV
Offset current	20 μ A	Status indicator	Green LED

Display

Type	Dot-matrix display with ticker text, green	Display value	current measured value, Configuration data
------	---	---------------	---

General data

Accuracy	< 0.05 % of measuring range	Configuration	DIP switch, or via display and push-buttons
Galvanic isolation	3-way isolator, between input / output / supply	Mounting rail	TS 35
Power consumption	≤ 2.3 W	Step response time	≤ 50 ms
Supply voltage	24...230 V DC ± 20 %, 24...230 V AC ± 10 % @ 48...62 Hz	Temperature coefficient	≤ 0.01 % of the output measurement range / $^{\circ}$ C

Insulation coordination

Galvanic isolation	3-way isolator, between input / output / supply	Impulse withstand voltage	5 kV (1.2/50 μ s)
Insulation voltage	4 kV _{eff} , input / output / power supply	Pollution severity	2
Rated voltage	600 V	Surge voltage category	II

**ACT20P
ACT20P-PRO DCDC II-P**

Weidmüller Interface GmbH & Co. KG
 Klingenbergstraße 16
 D-32758 Detmold
 Germany
 Fon: +49 5231 14-0
 Fax: +49 5231 14-292083
 www.weidmueller.com

Technical data
Connection data

Type of connection	PUSH IN	Tightening torque, min.	0.4 Nm
Tightening torque, max.	0.6 Nm	Clamping range, rated connection	2.5 mm ²
Clamping range, min.	0.5 mm ²	Clamping range, max.	2.5 mm ²
Wire connection cross section AWG, min.	AWG 30	Wire connection cross section AWG, max.	AWG 14

Ratings IECEx/ATEX/cUL

Certificate No. (ATEX)	DEMKO15ATEX1397X
------------------------	------------------

Classifications

ETIM 6.0	EC002653	eClass 6.2	27-21-01-20
eClass 9.1	27-21-01-20		

Product information

Product information	<p>The universally configurable DC isolating amplifier ACT20P-PRO DCDC II isolates and converts analogue signals. An analogue input signal (current or voltage) is linearly converted into an analogue output signal (current or voltage) and galvanically isolated. The power supply is galvanically isolated from the input and output (3-way isolation).</p> <p>Properties</p> <ul style="list-style-type: none"> • universal wide-range voltage supply • universally configurable via DIP switch or via the LED display using control buttons • Active or passive signal output • Operating status display on a front panel LED • Galvanic 3-way isolation between input, output and supply.
---------------------	---

Approvals

Approvals



Approvals	CULUS;GERMLLOYD;
ROHS	Conform

Downloads

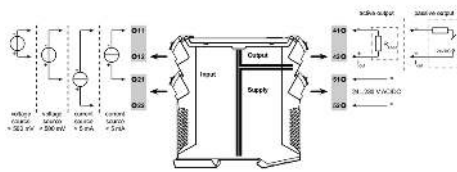
Approval/Certificate/Document of Conformity	Declaration of Conformity UL file number DNV German Loyd approval
Software	DIP switch configuration tool
User Documentation	Instruction sheet

**ACT20P
ACT20P-PRO DCDC II-P**

Weidmüller Interface GmbH & Co. KG
Klingenbergstraße 16
D-32758 Detmold
Germany
Fon: +49 5231 14-0
Fax: +49 5231 14-292083
www.weidmueller.com

Drawings

Wiring



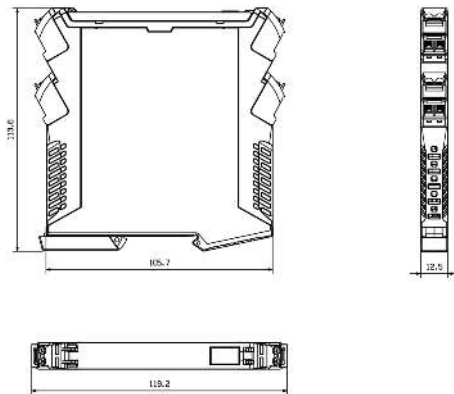
Configuration

Input range	DIP switch			
	1	2	3	4
configuration via display				
-10...+10 V				■
-5...+5V				■
0...300 V			■	■
0...100 V			■	■
0...30 V			■	■
0...10 V			■	■
2...10 V			■	■
0...5 V			■	■
1...5 V			■	■
0...150 mV			■	■
0...60 mV			■	■
-20...+20 mA			■	■
0...20 mA			■	■
4...20 mA			■	■
reserved	■	■	■	■

Output range	DIP switch			
	5	6	7	8
configuration via display				
-10...+10 V				■
-5...+5V				■
10...0 V *			■	■
0...10 V			■	■
2...10 V			■	■
5...0 V *			■	■
0...5 V			■	■
1...5 V			■	■
-20...+20 mA			■	■
-10...+10 mA			■	■
20...0 mA *			■	■
0...20 mA			■	■
20...4 mA *			■	■
4...20 mA			■	■
reserved	■	■	■	■

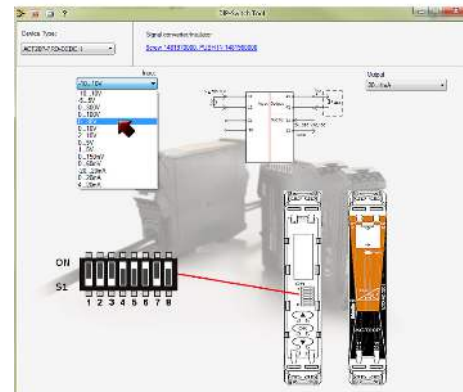
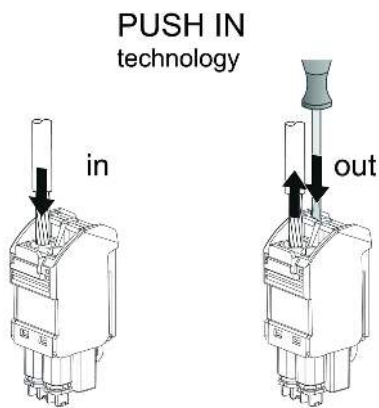
■ = ON * Inverted output range: Output polarity must be reversed!

Dimensioned drawing, Similar to illustration



**ACT20P
ACT20P-PRO DCDC II-P**

Weidmüller Interface GmbH & Co. KG
Klingenbergstraße 16
D-32758 Detmold
Germany
Fon: +49 5231 14-0
Fax: +49 5231 14-292083
www.weidmueller.com



example for DIP switch setting (with ACT20 tool)