



Outdoor Rated N Male Right Angle to N Male
Right Angle Low PIM Cable 200 cm Length Using
SPO-500 Coax Using Times Microwave Parts

RF Cable Assemblies Technical Data Sheet

PE3C6373-200CM

Configuration

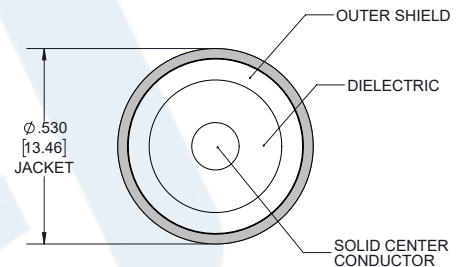

- Connector 1: N Male Right Angle
- Connector 2: N Male Right Angle
- Cable Type: SPO-500

Features

- Max Frequency 6 GHz
- Low PIM: -160 dBc Max
- 83% Phase Velocity
- PE Jacket
- 100% Tested with PIM Test Results Marked on Cable
- Lightweight and Extremely Flexible
- Low Loss with Excellent VSWR
- IP67 (when mated)
- Using Times Microwave Components

Applications

- General Purpose
- Laboratory Use
- Low PIM Applications
- Distributed Antenna Systems (DAS)
- Multi-Carrier Communication Systems
- PIM Testing



Description

Pasternack's PE3C6373-200CM type N male right angle to type N male right angle 200 cm cable using SPO-500 coax is part of our full line of RF components available for same-day shipping. Pasternack's corrugated RF cable assemblies are ideal for applications where durability and high power are needed. This Pasternack type N to type N cable assembly has a male to male gender configuration with 50 ohm corrugated SPO-500 coax. The PE3C6373-200CM type N male to type N male cable assembly operates to 6 GHz. Our low PIM design also offers excellent passive intermodulation performance with PIM levels better than -160 dBc. The right angle type N interfaces on the SPO-500 cable allow for easier connections in tight spaces. Times Microwave cable is used in each assembly and TMS components are used to form connections with the super flexible low PIM cable. These cable assemblies are expertly built to satisfy your specific need with high quality Times Microwave Systems manufactured parts.

Custom versions of most RF cable assemblies can be built and shipped same day. Custom cable assembly lengths can be obtained by specifying the desired length on the web site at time of order or by contacting a sales representative. Other available RF cable assembly value added services include connector orientation or clocking, heat shrink booting and custom labeling. RF testing can also be performed to document the electrical performance of your cable assembly.

Click the following link (or enter part number in "SEARCH" on website) to obtain additional part information including price, inventory and certifications: [Outdoor Rated N Male Right Angle to N Male Right Angle Low PIM Cable 200 cm Length Using SPO-500 Coax Using Times Microwave Parts PE3C6373-200CM](#)



Outdoor Rated N Male Right Angle to N Male
Right Angle Low PIM Cable 200 cm Length Using
SPO-500 Coax Using Times Microwave Parts

RF Cable Assemblies Technical Data Sheet

PE3C6373-200CM

Electrical Specifications

Description	Minimum	Typical	Maximum	Units
Frequency Range	DC		6	GHz
VSWR			1.4:1	
Velocity of Propagation		83		%
Passive Intermodulation		-165	-160	dBc
Capacitance		24 [78.74]		pF/ft [pF/m]

Specifications by Frequency

Description	F1	F2	F3	F4	F5	Units
Frequency	0.5	1	2	6		GHz
Insertion Loss (Max.)	0.31	0.43	0.62	1.12		dB

Electrical Specification Notes:

PIM test results vary between cables

The Insertion Loss data above is based on the performance specifications of the coax used in this assembly. The Insertion Loss includes an estimated insertion loss of $0.1 \cdot \sqrt{FGHz}$ dB per connector.

Mechanical Specifications

Cable Assembly

Length* 78.74 in [200 cm]

Cable

Cable Type SPO-500
 Impedance 50 Ohms
 Inner Conductor Type Solid
 Inner Conductor Material and Plating Copper Clad Aluminum
 Dielectric Type Foam PE
 Number of Shields 1
 Shield Layer 1 Helically Corrugated Copper Tube
 Outer Conductor Material and Plating Copper
 Jacket Material PE, Black
 Jacket Diameter 0.53 in [13.46 mm]

One Time Minimum Bend Radius 2.25 in [57.15 mm]

Click the following link (or enter part number in "SEARCH" on website) to obtain additional part information including price, inventory and certifications: [Outdoor Rated N Male Right Angle to N Male Right Angle Low PIM Cable 200 cm Length Using SPO-500 Coax Using Times Microwave Parts PE3C6373-200CM](#)



Outdoor Rated N Male Right Angle to N Male
Right Angle Low PIM Cable 200 cm Length Using
SPO-500 Coax Using Times Microwave Parts

RF Cable Assemblies Technical Data Sheet

PE3C6373-200CM

Connectors

Description	Connector 1	Connector 2
Type	N Male Right Angle	N Male Right Angle
Impedance	50 Ohms	50 Ohms
Contact Material and Plating	Brass, Silver	Brass, Silver
Contact Plating Specification	200 µin	200 µin
Dielectric Type	PTFE	PTFE
Body Material and Plating	Brass, Tri-Metal	Brass, Tri-Metal
Body Plating Specification	80 µin	80 µin
Torque	10 in-lbs [1.13 Nm]	10 in-lbs [1.13 Nm]

Mechanical Specification Notes:

*All cable assemblies have a length tolerance of 1.5% or $\pm 3/8$ ", whichever is greater.

Environmental Specifications

Temperature

Operating Range -55 to +200 deg C
Storage Range -55 to +200 deg C

Compliance Certifications (see [product page](#) for current document)

Plotted and Other Data

Notes:

- Values at 25°C, sea level.

Click the following link (or enter part number in "SEARCH" on website) to obtain additional part information including price, inventory and certifications: [Outdoor Rated N Male Right Angle to N Male Right Angle Low PIM Cable 200 cm Length Using SPO-500 Coax Using Times Microwave Parts PE3C6373-200CM](#)



Outdoor Rated N Male Right Angle to N Male
Right Angle Low PIM Cable 200 cm Length Using
SPO-500 Coax Using Times Microwave Parts

RF Cable Assemblies Technical Data Sheet

PE3C6373-200CM

Typical Performance Data



Click the following link (or enter part number in "SEARCH" on website) to obtain additional part information including price, inventory and certifications: [Outdoor Rated N Male Right Angle to N Male Right Angle Low PIM Cable 200 cm Length Using SPO-500 Coax Using Times Microwave Parts PE3C6373-200CM](#)



Outdoor Rated N Male Right Angle to N Male
Right Angle Low PIM Cable 200 cm Length Using
SPO-500 Coax Using Times Microwave Parts

RF Cable Assemblies Technical Data Sheet

PE3C6373-200CM

How to Order

Part Number Configuration:

PE3C6373

- **xx**

uu

Unit of Measure:
cm = Centimeters
<blank> = Inches
Length
Base Number

Example: PE3C6373-12 = 12 inches long cable
PE3C6373-100cm = 100 cm long cable

Outdoor Rated N Male Right Angle to N Male Right Angle Low PIM Cable 200 cm Length Using SPO-500 Coax Using Times Microwave Parts from Pasternack Enterprises has same day shipment for domestic and International orders. Our RF, microwave and millimeter wave products maintain a 99.4% availability and are part of the broadest selection in the industry.

Click the following link (or enter part number in "SEARCH" on website) to obtain additional part information including price, inventory and certifications: [Outdoor Rated N Male Right Angle to N Male Right Angle Low PIM Cable 200 cm Length Using SPO-500 Coax Using Times Microwave Parts PE3C6373-200CM](#)

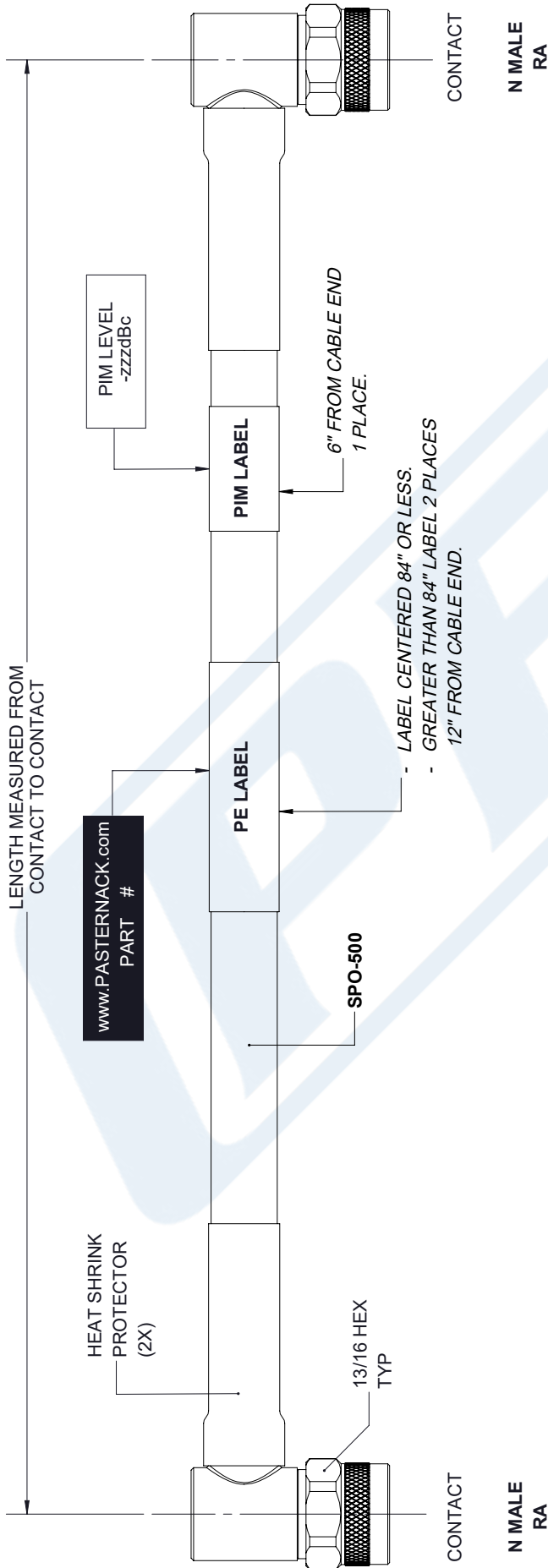
URL: <https://www.pasternack.com/n-male-n-male-spo500-cable-assembly-pe3c6373-200cm-p.aspx>

The information contained in this document is accurate to the best of our knowledge and representative of the part described herein. It may be necessary to make modifications to the part and/or the documentation of the part, in order to implement improvements. Pasternack reserves the right to make such changes as required. Unless otherwise stated, all specifications are nominal. Pasternack does not make any representation or warranty regarding the suitability of the part described herein for any particular purpose, and Pasternack does not assume any liability arising out of the use of any part or documentation.

PE3C6373-200CM CAD Drawing

Outdoor Rated N Male Right Angle to N Male Right Angle Low PIM Cable
200 cm Length Using SPO-500 Coax Using Times Microwave Parts

REVISIONS			
REV.	DESCRIPTION	DATE	APPROVED
A	INITIAL RELEASE	05/20/19	S.ELLIS



<p>UNLESS OTHERWISE SPECIFIED LEADING DIMENSIONS ARE INCHES DIMENSIONS IN [] ARE MILLIMETERS</p> <p>TOLERANCES:</p> <table border="0"> <tr> <td>X±.2</td> <td>[5.08]</td> <td>FRACTIONS</td> </tr> <tr> <td>.XX±.01</td> <td>[.25]</td> <td>±.132</td> </tr> <tr> <td>.XXX±.005</td> <td>[.13]</td> <td>ANGLES ± 1°</td> </tr> </table> <p>ALL DIMENSIONS SHOWN ARE FOR REFERENCE ONLY.</p> <p>THIRD-ANGLE PROJECTION</p>	X±.2	[5.08]	FRACTIONS	.XX±.01	[.25]	±.132	.XXX±.005	[.13]	ANGLES ± 1°	<p>PE PASTERNAK an INFINITO brand</p> <p>Pasternack Enterprises, Inc. P.O. Box 16759, Irvine, CA 92623. Phone: 1.949.261.1920 1.866.727.8376 Fax: 1.949.261.7451 www.pasternack.com e-mail: sales@pasternack.com</p>	<p>THE INFORMATION AND DESIGN IN THIS DOCUMENT IS THE PROPERTY OF PASTERNAK CORPORATION. ALL RIGHTS RESERVED.</p>
	X±.2	[5.08]	FRACTIONS								
.XX±.01	[.25]	±.132									
.XXX±.005	[.13]	ANGLES ± 1°									
<p>SIZE A</p> <p>CAGE 53919</p> <p>DRAWN BY K.DANG</p> <p>PART NUMBER PE3C6373</p>	<p>SHEET 1 OF 1</p> <p>SCALE N/A</p> <p>REV A</p>										

THESE COMMODITIES, TECHNOLOGY OR SOFTWARE WERE EXPORTED FROM THE UNITED STATES IN ACCORDANCE WITH THE EXPORT ADMINISTRATION REGULATIONS. DIVERSION CONTRARY TO U.S. LAW PROHIBITED.