



## Part Number: D3C2021


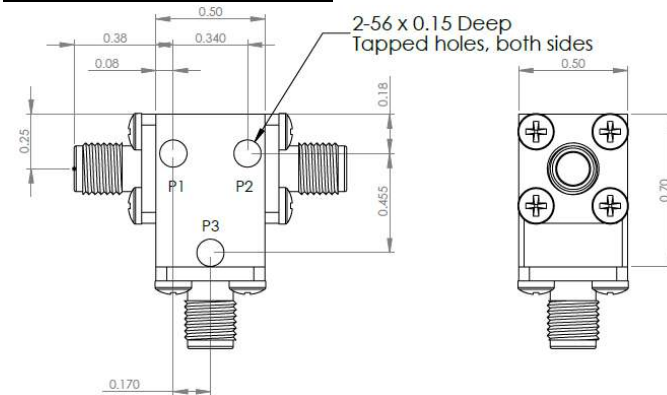
### Electrical Specifications

Frequency Range (GHz):	20.0 – 21.5
Isolation (dB):	22 MIN
Insertion Loss (dB):	0.4 MAX
VSWR:	1.2:1 MIN
Forward Power (W):	10 AVG 30 PK

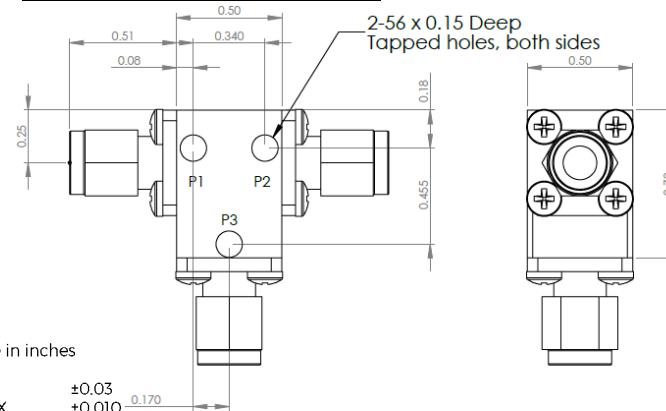
### Mechanical/Environmental Specifications

Connector Type:	SMA
Connector Body:	Passivated stainless steel
Connector Pin:	Gold plated copper
Load Body:	Brass
Magnetic Shunt:	Nickel plated CRS
Operational Temp:	-20°C to +65°C
Weight (oz)	0.9 MAX

### D3C2021 Dimensions



### D3C2021-3 Dimensions



Dimensions are in inches  
Tolerance

XX ±0.03  
XXX ±0.010

Type of Device	PN Suffix	Connector Configuration Input / Output	PN Example
Single Junction Circulator 3-Port Device Port 1 / Port 2 / Port 3	No Dash	Female / Female / Female	D3C2021
	-1	Male / Female / Female	D3C2021-1
	-2	Female / Male / Female	D3C2021-2
	-3	Male / Male / Male	D3C2021-3
	-4	Female / Female / Male	D3C2021-4
	-5	Male / Female / Male	D3C2021-5
	-6	Male / Male / Female	D3C2021-6
	-7	Female / Male / Male	D3C2021-7



## MEASURED DATA

Part Number: D3C2021, P1→P2, P3 Terminated with 50Ω, +25°C

