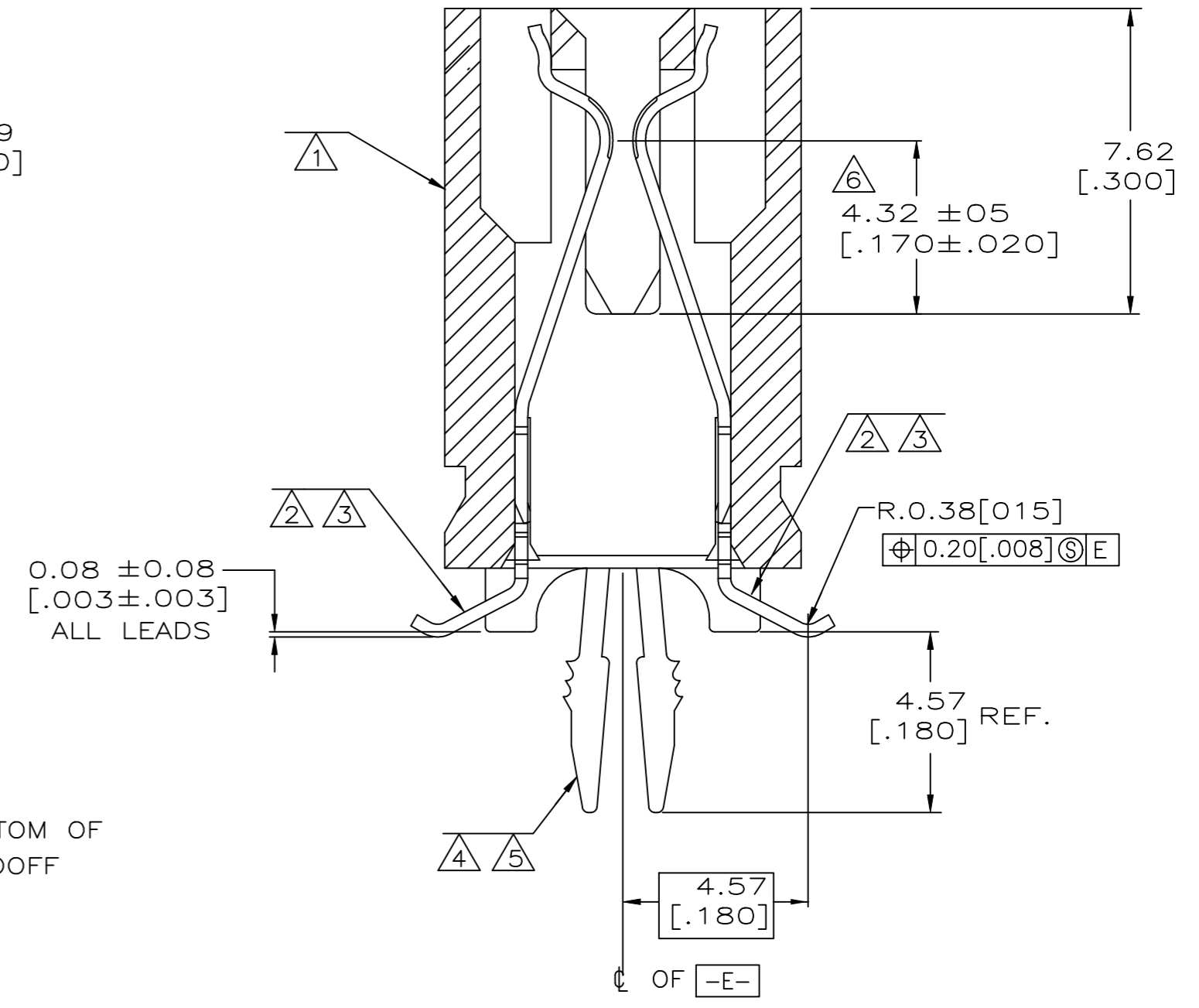
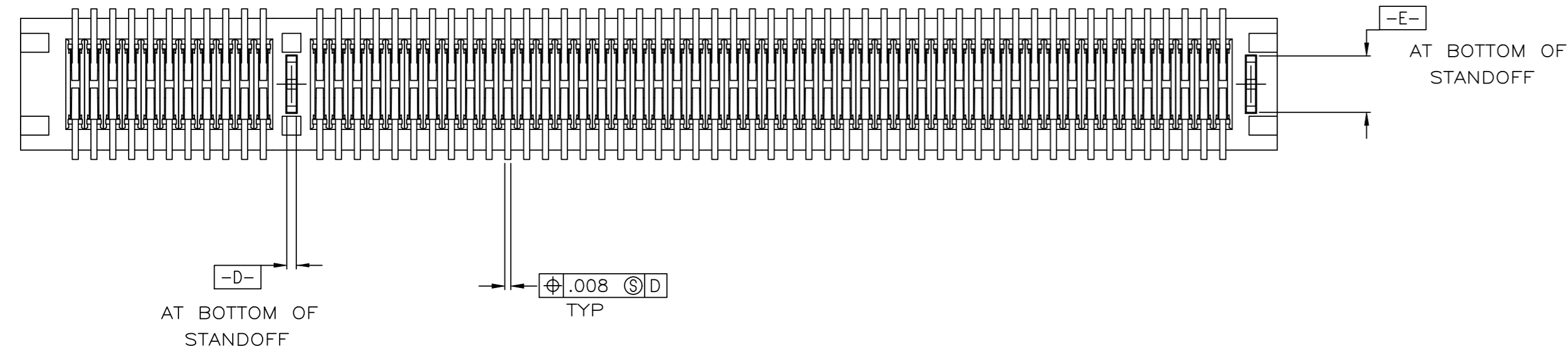
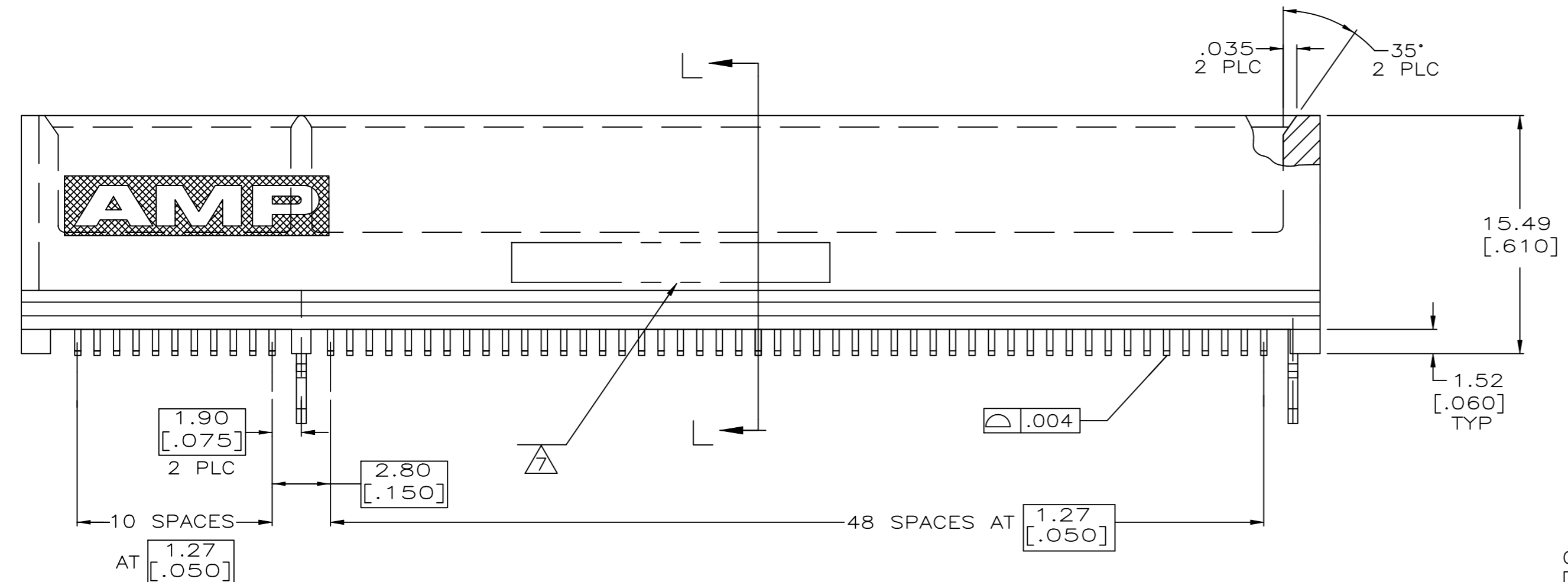
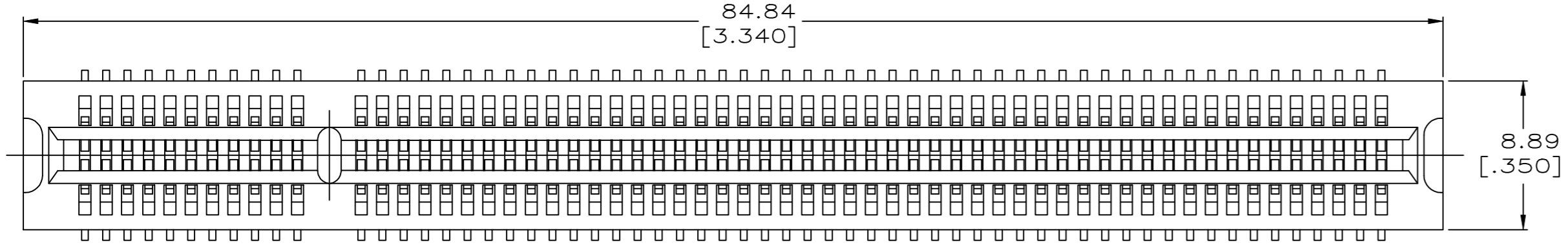


REVISIONS				
P	LNR	DESCRIPTION	DATE	OWN APVD
C		ECO-18-017215	03DEC2018	FL HL

- ① HOUSING: HIGH TEMPERATURE THERMOPLASTIC.
- ② CONTACT: PHOSPHOR BRONZE.
- ③ CONTACT FINISH: .000100 MIN NICKEL ALL OVER, .000030 MIN GOLD OVER NICKEL IN CONTACT AREA, .000100 MIN MATTE TIN OVER NICKEL ON SOLDER TAILS.
- ④ METAL HOLD DOWN: BRASS
- ⑤ METAL HOLD DOWN FINISH: .000050 MIN NICKEL ALL OVER, .000150 MIN MATTE TIN ALL OVER.
- ⑥ DISTANCE FROM CONTACT POINT TO BOTTOM OF CARD SLOT.
- ⑦ AMP PART NUMBER, DATE CODE AND CSA LOGO MARKED IN APPROXIMATE AREA SHOWN.

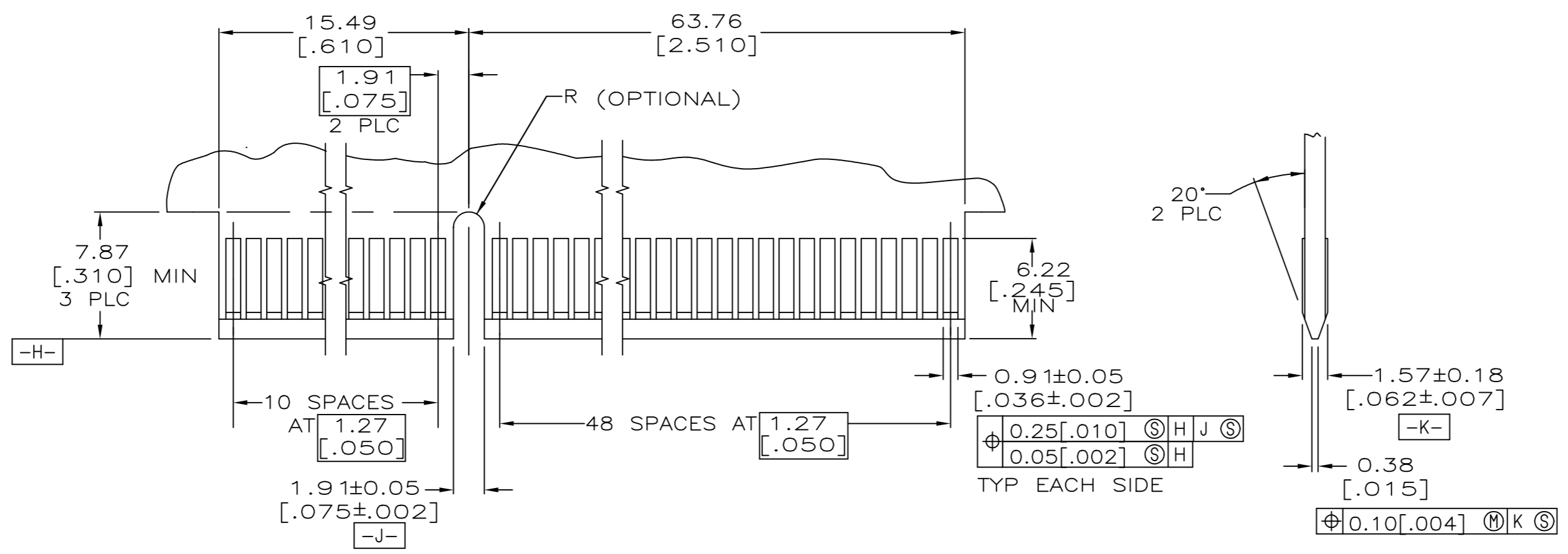


SECTION L-L  
SCALE 8:1

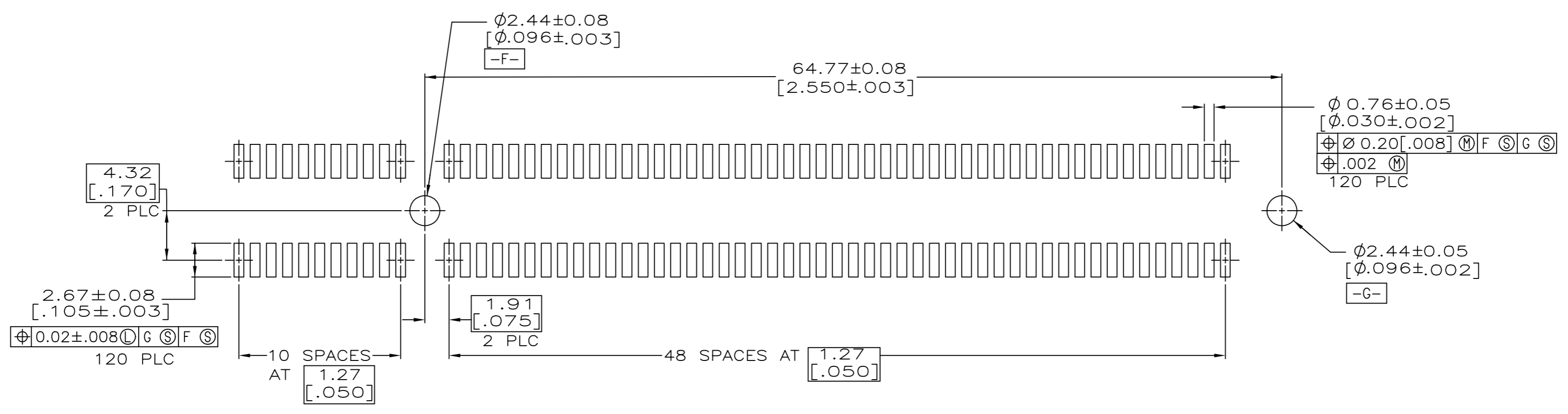
1761842-1 AS SHOWN

THIS DRAWING IS A CONTROLLED DOCUMENT.		OWN: AL FRANTUM 30 MAR 05	TE Connectivity Ltd.
		CHK: AL FRANTUM 30 MAR 05	
DIMENSIONS: mm		APVD: -	NAME: -
TOLERANCES UNLESS OTHERWISE SPECIFIED:		PRODUCT SPEC: 108-14034	
0 PLC ± -		APPLICATION SPEC: 114-13148	
1 PLC ± -		SIZE: A1	
2 PLC ± 0.13[.005]		CAGE CODE: 00779	
3 PLC ± -		DRAWING NO: 1761842	
4 PLC ± -		WEIGHT: -	
ANGLES: ± °		CUSTOMER DRAWING	
FINISH: ①②④ ③⑤		SCALE: 5:1	
		SHEET 1 OF 2	
		REV C	

REVISIONS				
P	LTR	DESCRIPTION	DATE	OWN APVD
-	-	SEE SHEET 1	-	-



RECOMMENDED MATING BOARD EDGE CONFIGURATION



RECOMMENDED PC BOARD PATTERN  
(CONNECTOR SIDE SHOWN)

THIS DRAWING IS A CONTROLLED DOCUMENT.		OWN: AL FRANTUM 30 MAR 05	TE Connectivity Ltd.	
		CHK: AL FRANTUM 30 MAR 05		
DIMENSIONS: mm		APVD:	NAME: CONNECTOR ASSEMBLY, 60 DUAL POSITION, .050 SERIES, STANDARD EDGE, SURFACE MOUNT	
DIMENSIONS: mm TOLERANCES UNLESS OTHERWISE SPECIFIED: 0 PLC ± - 1 PLC ± - 2 PLC ± 0.13 [0.005] 3 PLC ± - 4 PLC ± - ANGLES ± °		PRODUCT SPEC: 108-14034	RESTRICTED TO: -	
MATERIAL:		APPLICATION SPEC: 114-13148	SIZE: A1	SCALE: 5:1
		WEIGHT:	CAGE CODE: 00779	SHEET: 2 OF 2
		CUSTOMER DRAWING	DRAWING NO: 1761842	REV: C