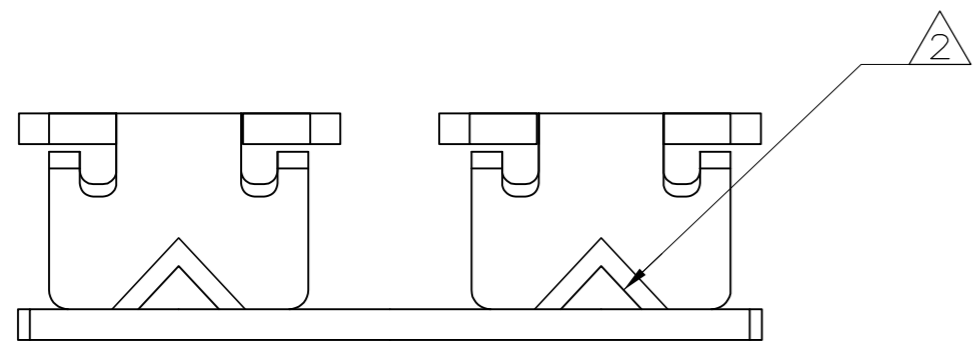
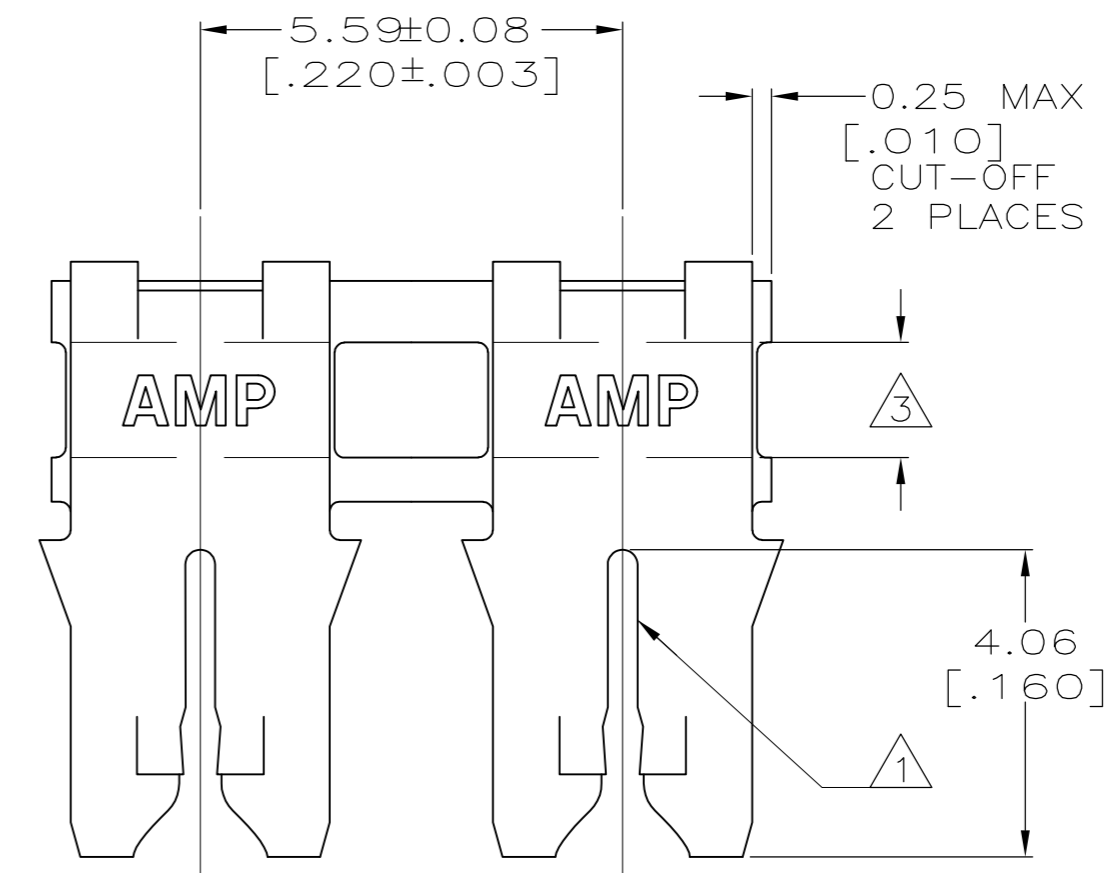
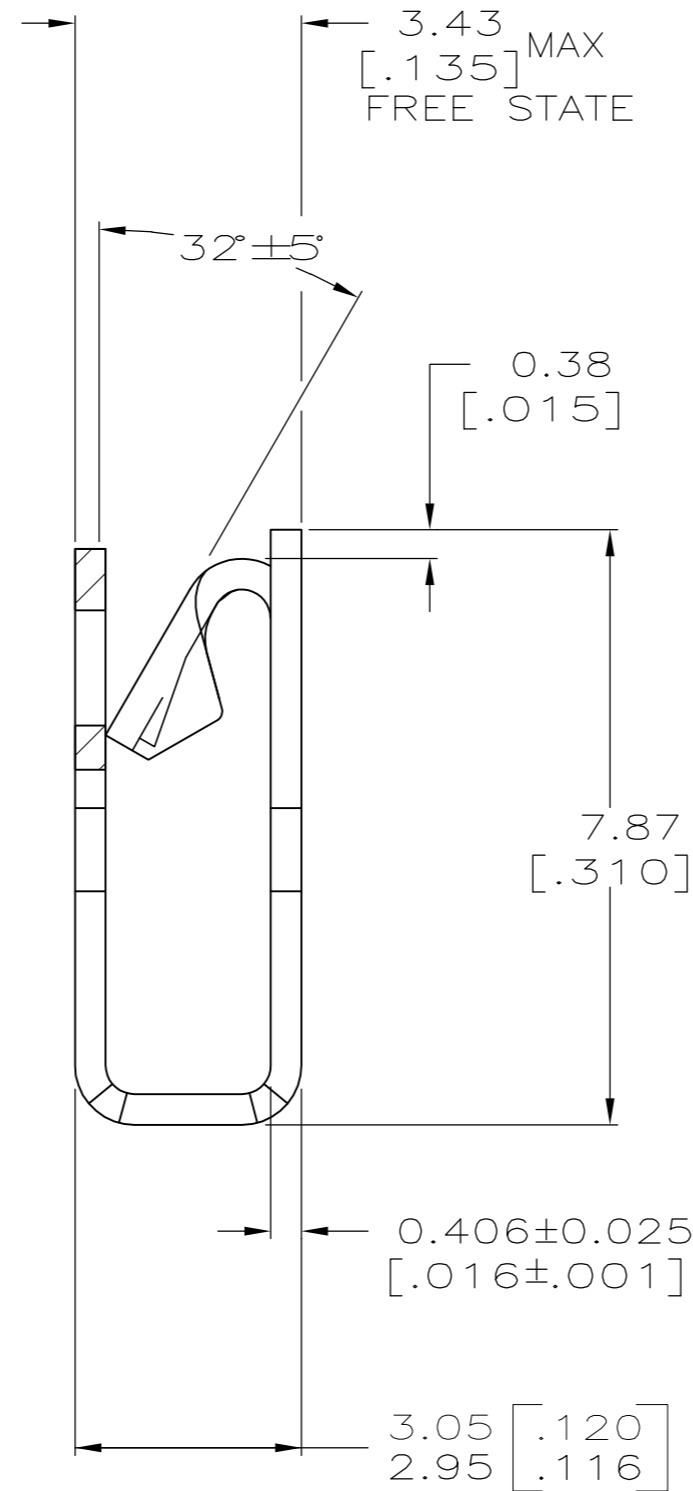
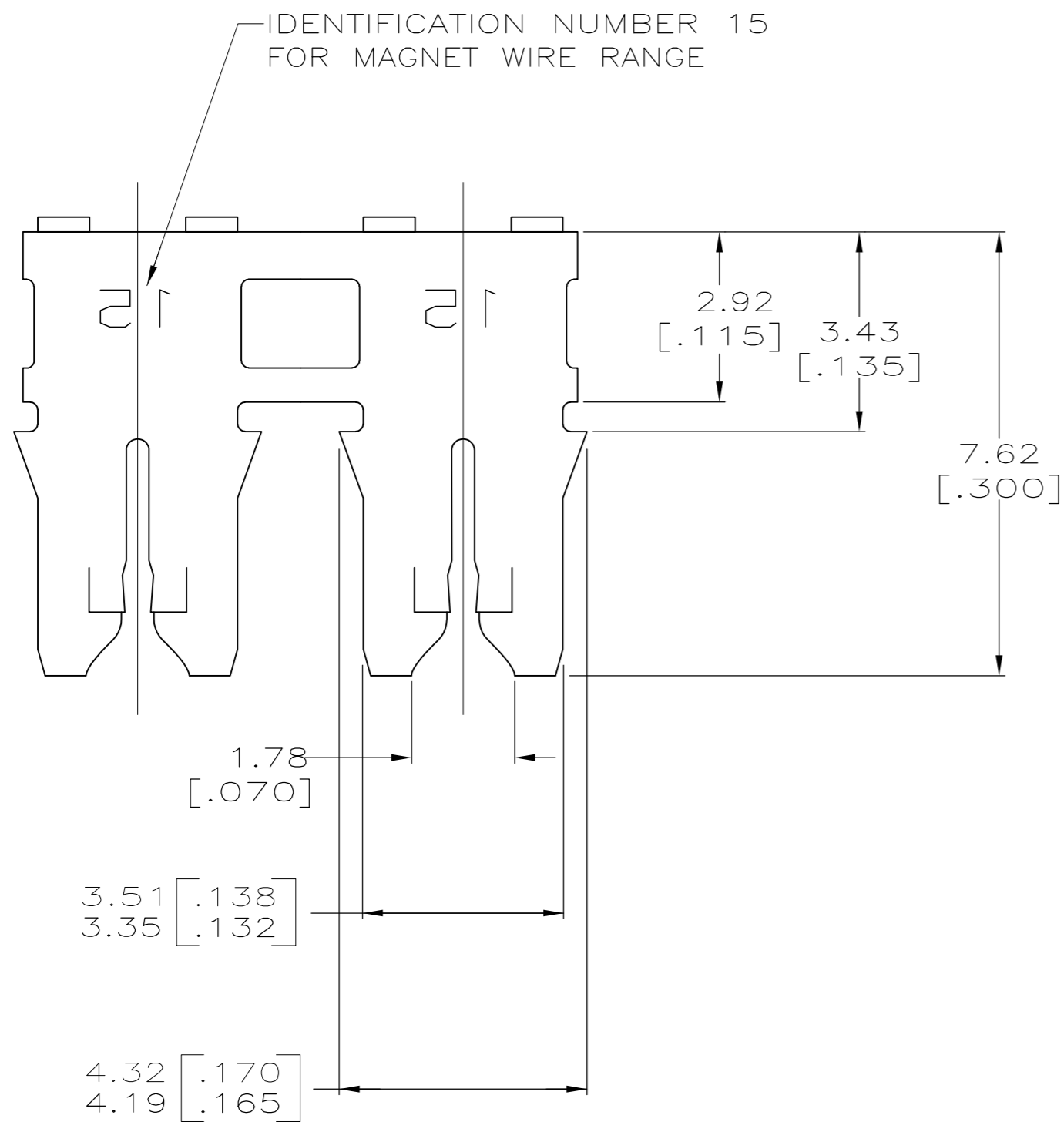


THIS DRAWING IS UNPUBLISHED. RELEASED FOR PUBLICATION
 © COPYRIGHT - By - ALL RIGHTS RESERVED.

LOC	DIST	REVISIONS			
P	LTR	DESCRIPTION	DATE	DWN	APVD
AF	50	C2	ECR-15-005665	10AUG2015	BDA PKS



- ① SLOT ACCEPTS 0.64-0.81mm [#22-#20] AWG COPPER MAGNET WIRE.
 SLOT ACCEPTS 0.72-0.91mm [#21-#19] AWG ALUMINUM MAGNET WIRE.
 ALUMINUM WIRE RANGE APPLIES FOR POST-TIN PLATED VERSIONS ONLY. A SINGLE WIRE ONLY.
- ② POKE-IN ACCEPTS A 0.81-1.02mm² [#20-#18] AWG SOLID OR FUSED STRANDED LEAD WIRE.
- ③ BLACK COLOR STRIPE TO BE APPLIED TO THIS SURFACE DURING LOOSE PIECE OPERATION TO PROVIDE COLOR CODING OF MAGNET WIRE RANGE.



62841-1

THIS DRAWING IS A CONTROLLED DOCUMENT.		DWN 26/MAY/94 R.R. BUCHHEISTER JR.	TE TE Connectivity	
DIMENSIONS: INCHES		CHK 31/MAY/94 MICHAEL S. FEHER		
TOLERANCES UNLESS OTHERWISE SPECIFIED:		APVD 31/MAY/94 NELSON E. NEFF	NAME	
0 PLC ± -		PRODUCT SPEC	108-2021	
1 PLC ± -		APPLICATION SPEC	114-2046	
2 PLC ± 0.25 [.010]		WEIGHT	-	
3 PLC ± -		MATERIAL	BRASS	
4 PLC ± -		FINISH	TIN PLATED	
ANGLES ± -		CUSTOMER DRAWING		
FINISH		SCALE	10:1	
MATERIAL		SHEET	1 of 1	
FINISH		REV	C2	