

Ø 42 mm 22 to 52 Watts 31 W Part number 82800802



- Usable power : 20 to 50 W
- For high-power drive applications
- Sintered bronze bearings lubricated for life
- Power supply via 2 output leads
- Optional 1 or 2-channel encoder
- Optional EMC filter

Part numbers

	Type	Type	Voltage	References
82800802	31 W	828008	24 V	Without encoder

Specifications

No-load characteristics

Speed of rotation (rpm)	4010
Absorbed power (W)	12,24
Absorbed current (A)	0,51

Nominal characteristics

Speed (rpm)	3070
Torque (mNm)	70
Usable power (W)	22
Absorbed power (W)	41
Absorbed current (A)	1,71
Gearbox case temperature rise (°C)	40
Efficiency (%)	54

General characteristics

Insulation class (conforming to IEC 85)	F (155 °C)
Protection (IEC/EN 60529)	IP20
Max. output power (W)	31
Start torque (mNm)	298
Starting current (A)	6,16
Resistance (Ω)	3,9
Inductance (mH)	9,35
Torque constant (Nm/A)	0,0527
Electrical time constant (ms)	2,4
Mechanical time constant (ms)	15
Thermal time constant (mn)	12
Inertia (g.cm ²)	110
Weight (g)	400
Number of segments	8
Service life (h)	3000
Sintered bronze bearings	■
Wires length (mm)	200

Encoder characteristics

Current consumption (mA)	0,5 →15
Output current (mA)	< 20 (25 °C)
Supply (V)	4,5 →35 DC
Ambient temperature (°C)	-25 →+85

Accessories

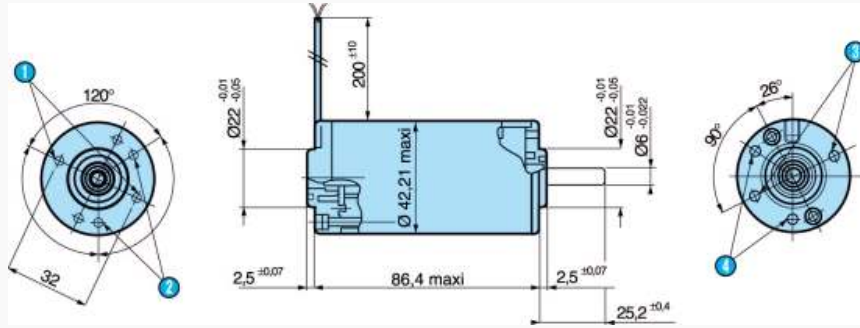
Connection	Code
Pre-assembled female connector, casing 179228-3, tags 179227-1 and leads AWG24 250 mm	79209895

Made to order products, available on request

- Built-in interference suppression
- Other supply voltages
- Shaft lengths at front and/or rear
- Motor 82 850 with 1 or 2 ball bearings
- Other fixing flanges on front and rear
- 200 pulses/rev optical encoder

Dimensions (mm)

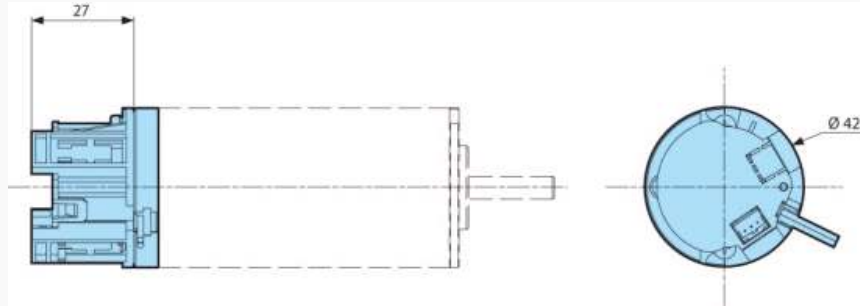
828000 without encoder



N°	Legend
1	2 holes M3 x 0.5 at 180° depth 5 over Ø 32
2	2 holes 2.75±0.05 at 120° depth 5 over Ø 32
3	2 holes M3 x 0.5 at 180° depth 5.5 over Ø 32
4	2 holes M3 x 0.5 at 120° depth 5.5 over Ø 32

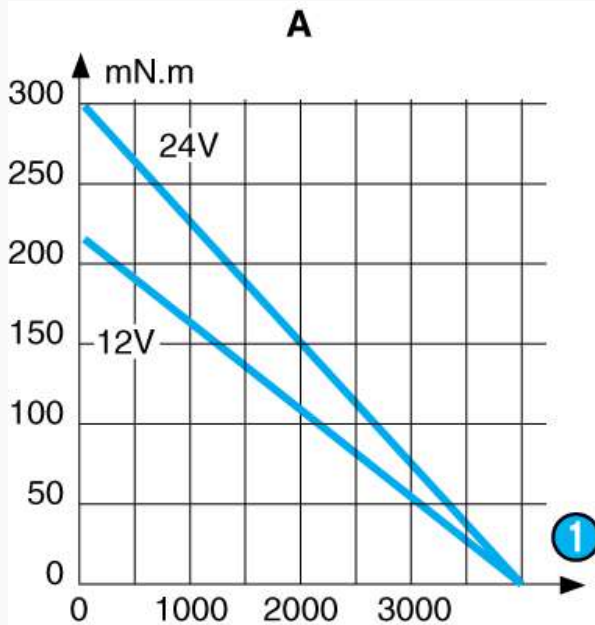
Dimensions (mm)

Encoder on types 828008 - 828500



Curves

828008

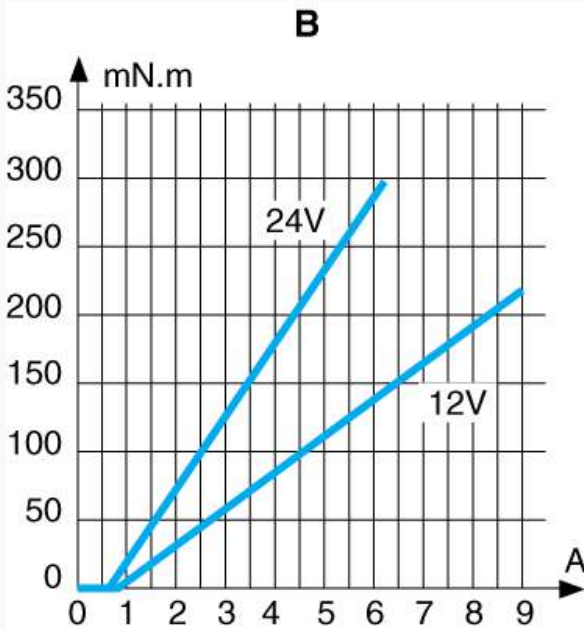


N°	Legend
1	rpm

✖	Torque/speed curve
---	--------------------

Curves

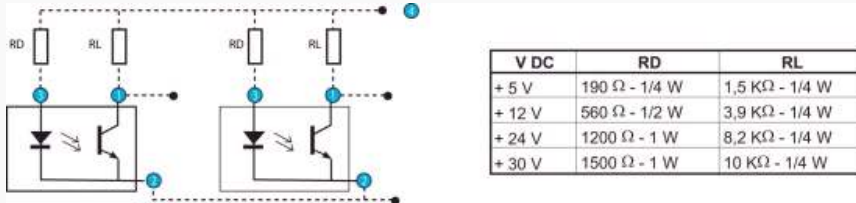
828008



N°	Legend
✖	Torque/current curve

Connections

Encoder



N°	Legend
1	Signal output
2	0 V DC (encoder power ground supply)
3	Emitting diode
4	Power supply V DC
5	Output 2
6	Earth

Product adaptations

- Special output shaft
- Pinion on output shaft
- Special supply voltage
- Special cable length
- Special ball bearings
- Optical or Hall effect encoder - 1 or 2 channels - other resolutions
- Special mounting plate
- Customised electronics
- Special connectors
- EMC filter