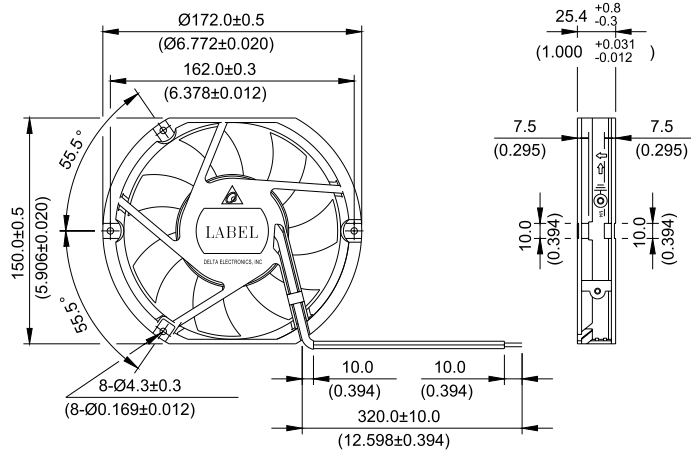


New

AFB 172 x 150 x 25.4 MM SERIES

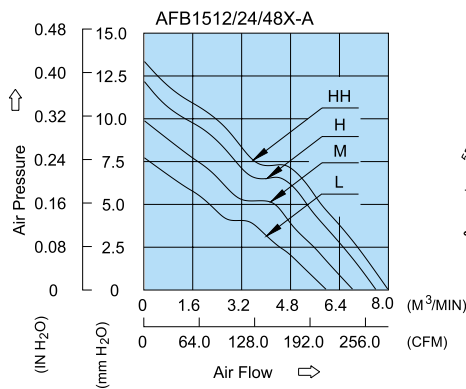
DIMENSIONS DRAWING



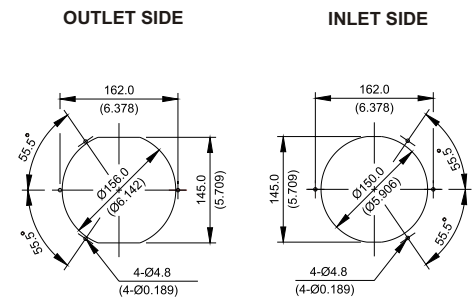
UNIT: $\frac{\text{mm}}{\text{(INCH)}}$

- * Bearing Type
Ball Bearings
- * Material
Impeller : Plastic (UL 94V-0)
Frame : Die-Cast Aluminum
- * Lead Wires :
UL 1007 AWG #24 OR Equivalent
Red Wire Positive (+)
Black Wire Negative (-)
- * Weight : 430g (15.17 oz)

P & Q CURVE (AT RATED VOLTAGE)



MOUNTING PANEL CUTOUT



UNIT: $\frac{\text{mm}}{\text{(INCH)}}$

MODEL			Rated Voltage	Operating Voltage Range	Rated Current	Rated Input Power	Speed	Maximum Air Flow		Maximum Air Pressure		Noise
PART NO.	REV	FUNCTION	VDC	VDC	Amp	Watt	R.P.M.	m ³ /min	CFM	mmH ₂ O	IN H ₂ O	dB-A
AFB1512L	-A	-R00 / -F00	12	6.0 to 14.0	0.56	6.72	2400	4.553	160.77	7.75	0.305	46.0
AFB1524L	-A	-R00 / -F00	24	12.0 to 30.0	0.31	7.44						
AFB1548L	-A	-R00 / -F00	48	24.0 to 60.0	0.17	8.16						
AFB1512M	-A	-R00 / -F00	12	6.0 to 14.0	0.76	9.12	2700	5.134	181.32	9.70	0.382	49.0
AFB1524M	-A	-R00 / -F00	24	12.0 to 30.0	0.40	9.60						
AFB1548M	-A	-R00 / -F00	48	24.0 to 60.0	0.22	10.56	3000	5.735	202.54	11.85	0.467	52.0
AFB1512H	-A	-R00 / -F00	12	6.0 to 14.0	0.98	11.76						
AFB1524H	-A	-R00 / -F00	24	12.0 to 30.0	0.50	12.00						
AFB1548H	-A	-R00 / -F00	48	24.0 to 60.0	0.27	12.96	3200	6.084	214.85	13.30	0.524	53.5
AFB1512HH	-A	-R00 / -F00	12	6.0 to 14.0	1.17	14.04						
AFB1524HH	-A	-R00 / -F00	24	12.0 to 30.0	0.62	14.88						
AFB1548HH	-A	-R00 / -F00	48	24.0 to 60.0	0.31	14.88						

* Function type is optional.
 * The max. air flow and the speed are measured in free air ; max. air pressure is measured at zero air flow.
 * Noise is measured in anechoic chamber in free air, one meter from intake side.
 * All readings are typical values at rated voltage.
 * Specifications are subject to change without notice.