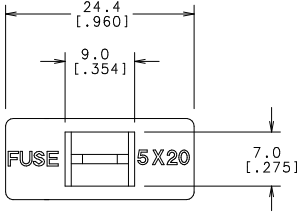
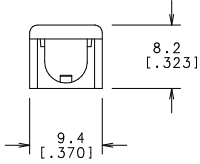
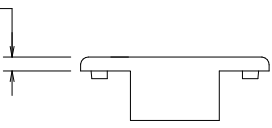


1.8
[.071]



UNLESS OTHERWISE SPECIFIED, DIMENSIONS ARE IN MILLIMETERS.
DIMENSIONS IN BRACKETS [] ARE INCHES

CPK DENOTES CRITICAL CHARACTERISTICS.

CPV DENOTES CPK DIMENSIONS - MINIMUM CPK VALUE

CPV DENOTES A CHARACTERISTIC THAT PROVIDES AN INDICATION OF PROCESS PERFORMANCE IN ACCORDANCE WITH THE PROCEDURE FOR MEASUREMENT OF VARIATION. TELETYPE INSPECT ON INSTRUCTIONS.

CPV DENOTES CPK DIMENSIONS - MINIMUM CP VALUE
DIMENSIONS MUST BE WITHIN THE DIMENSIONAL LIMITATIONS
OF THE DRAWING. DIMENSIONS MUST BE FULLY LOCATED TO
ALLOW FOR MAXIMUM TOOL LIFE.

NO	COMPONENT NO	DESCRIPTION	QTY/M	U/M

BILL OF MATERIAL

LTR		REVISION				CHK		APD	
CDPLIES TO	MATL SPEC	FINISH	DRW	BJJ	SCALE	DATE	06/09/04	SCALE	2:1
1	9	18							
2	10	19							
3	12	20							
4	13	21							
5	14	23							
6	15	33							
7	16	43							
8	17	53							
TOLERANCE UNLESS OTHERWISE SPECIFIED		TWO PLACE DEC		+/.25(.01)		FRACTION ±			
THREE PLACE DEC		±.100(.004)		ANGULAR		±1°			
TITLE		5 X 20mm PC FUSEHOLDER COVER							
3RD ANGLE PROJECTION									
DES PLANNING									
ILLINOIS 80016									
LITTELFUSE		DRAWN		NO		FINAL			
		A						00BS0232P	

UNCONTROLLED DOCUMENT