

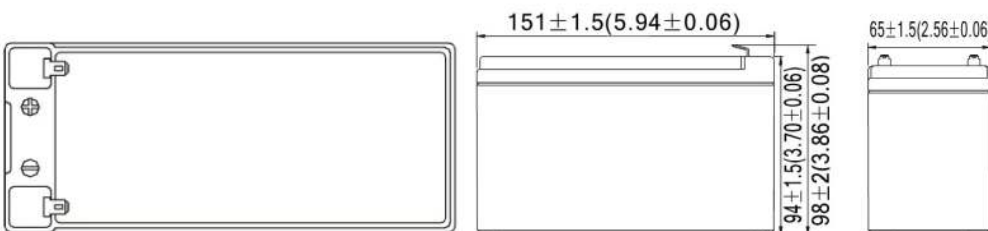
Capacity (25°C)	20HR (0.35A, 10.5V) = 7.00AH 10HR (0.663A, 10.5V) = 6.63AH 5HR (1.19A, 10.5V) = 5.95AH 1HR (4.05A, 10.5V) = 4.05AH
Operating Temperature Range	Charge = -15°C to +50°C Discharge = -20°C to +60°C Storage = -20°C to +60°C
Approx. Weight	2.0kg
Internal Resistance	Fully charged at 25°C : ≤ 35mΩ
Self Discharge	3% per month at (25°C)
Capacity Affected by Temp. (20HR)	40°C = 102% 25°C = 100% 0°C = 85% -15°C = 65%
Charge Voltage (25°C)	Cycle Use = 14.4-14.7V (-30mV/°C) Max Current = 2.10A Float Use = 13.6-13.8V (-20mV/°C)
Dimensions (Nominal)	Length: 151mm (5.94 in.) Width: 65mm (2.56 in.) Height: 94mm (3.70 in.) Total Height: 98mm (3.86 in.)

- Completely sealed, maintenance-free, low self-discharge
- State of the art AGM and grid alloy formula technology
- Non-spillable, stable quality and high reliability with excellent re-charging performance
- Floating and standby use up to: 5 years
- Cycle use: Up to 260 cycles at 100% DoD
- Cycle use: Up to 500 Cycles at 50% DoD
- Container and Cover Material – ABS UL94-HB (optional UL94-V0)
- Transportation - D.O.T., I.A.T.A. & F.A.A.





APPLICATIONS

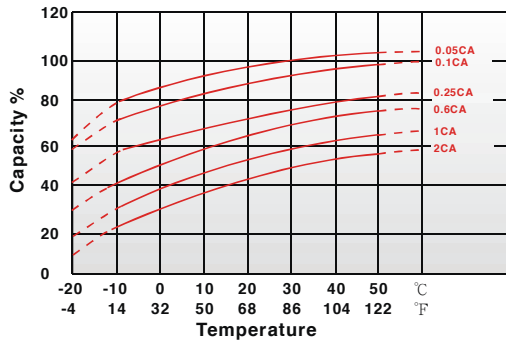
Multipurpose	Alarm & Security System	DC Power Supply
Telecommunications	Comm. Power Supply	Auto Control System
UPS	Elec. Power System (EPS)	Traffic Control Signaling
Medical Equipment	Emergency Backup Power	Emergency Lighting



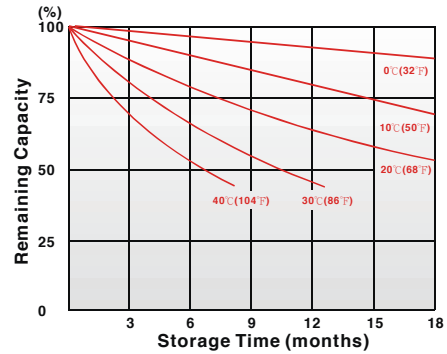
Terminal Type

- F1**  0.187" x 0.032" quick disconnect tabs
- F2**  0.250" x 0.032" quick disconnect tabs

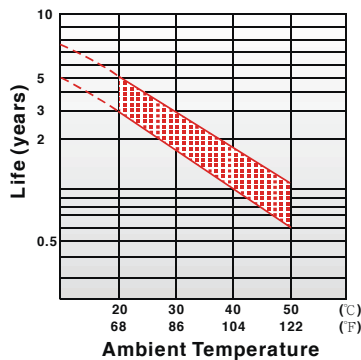
Effect of Temperature on Capacity 25°C (77°F)



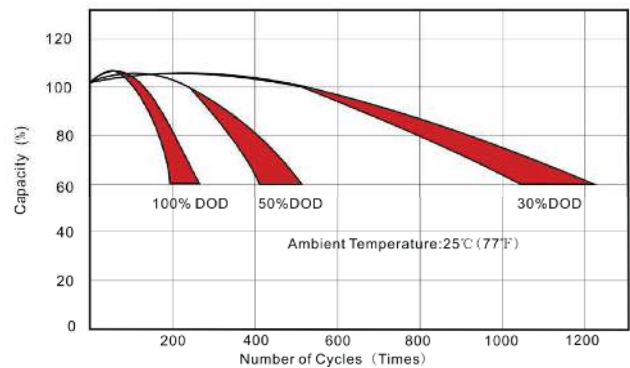
Capacity Retention Characteristic



Trickle (or Float) Service Life



Cycle Service Life



Regular Charge / Float Charge / Storage

- Charging voltage temperature compensation needs to be applied when temperature is below 0°C and above +45°C.
- Charging in temperatures below 0°C, the charge current should not exceed 0.1C as the core battery temperature can increase rapidly and damage the battery.
- During floating charge or when in storage, the life of the battery is cut in half for every 8°C temperature rise over 25°C.

Discharge

- Discharging at elevated temperatures improves performance of the battery yet shortens its life due to accelerated aging.
- Low temperature affects the battery internal resistance and lowers its capacity. The battery provides 100% specified capacity at 25°C. It will deliver 50% of its stated capacity at -20°C with 0.1C discharge current and 20% with 2C discharge current.

Constant Current Discharge (A) at 25°C (77°F)

F.V/Time	5min	10min	15min	30min	1h	2h	3h	4h	5h	8h	10h	20h
1.85V/Cell	18.30	13.05	10.00	6.62	3.90	2.28	1.74	1.380	1.146	0.979	0.639	0.337
1.80V/Cell	18.64	13.30	10.19	6.75	3.98	2.32	1.77	1.406	1.168	0.998	0.651	0.344
1.75V/Cell	18.99	13.55	10.39	6.88	4.05	2.37	1.80	1.432	1.190	1.017	0.663	0.350
1.70V/Cell	20.70	14.36	11.01	7.15	4.12	2.41	1.83	1.458	1.211	1.034	0.675	0.356
1.67V/Cell	22.79	15.58	11.94	7.55	4.17	2.44	1.85	1.473	1.224	1.045	0.682	0.360
1.60V/Cell	24.69	16.39	12.57	7.87	4.21	2.46	1.87	1.489	1.237	1.057	0.689	0.364

Constant Power Discharge (W) at 25°C (77°F)

F.V/Time	5min	10min	15min	30min	1h	2h	3h	4h	5h	8h	10h	20h
1.85V/Cell	35.68	25.44	19.51	12.92	7.61	4.45	3.38	2.69	2.23	1.91	1.25	0.66
1.80V/Cell	36.36	25.93	19.88	13.16	7.76	4.53	3.45	2.74	2.28	1.95	1.27	0.67
1.75V/Cell	37.04	26.41	20.25	13.41	7.90	4.62	3.51	2.79	2.32	1.98	1.29	0.68
1.70V/Cell	40.37	28.00	21.47	13.94	8.04	4.70	3.58	2.84	2.36	2.02	1.32	0.69
1.67V/Cell	44.45	30.37	23.29	14.72	8.13	4.75	3.61	2.87	2.39	2.04	1.33	0.70
1.60V/Cell	48.15	31.96	24.51	15.35	8.22	4.80	3.65	2.90	2.41	2.06	1.34	0.71