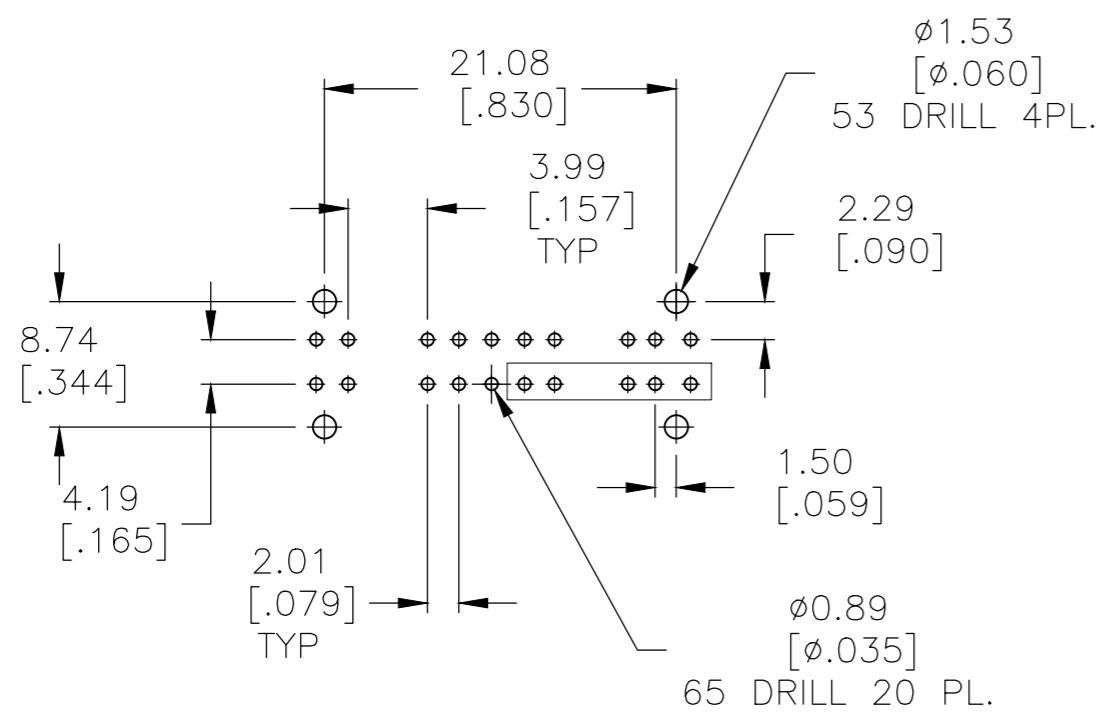
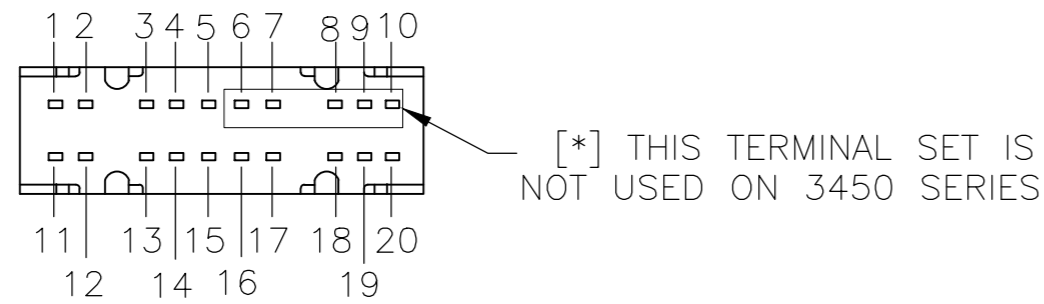
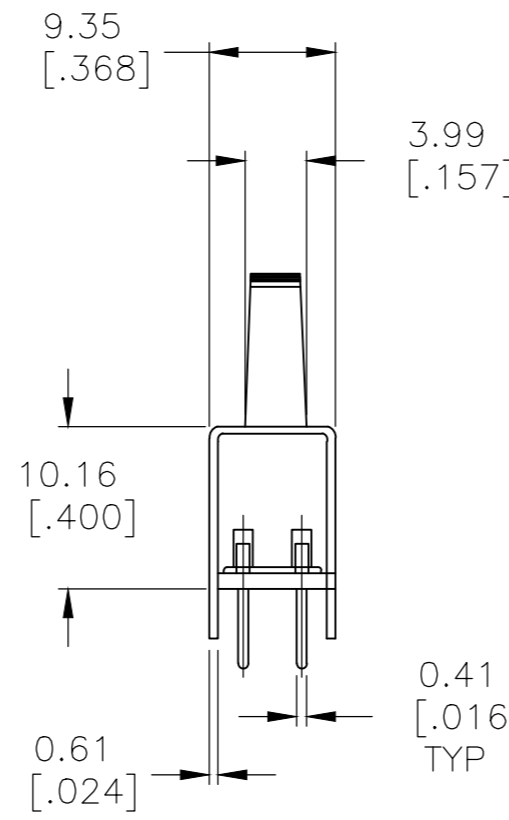
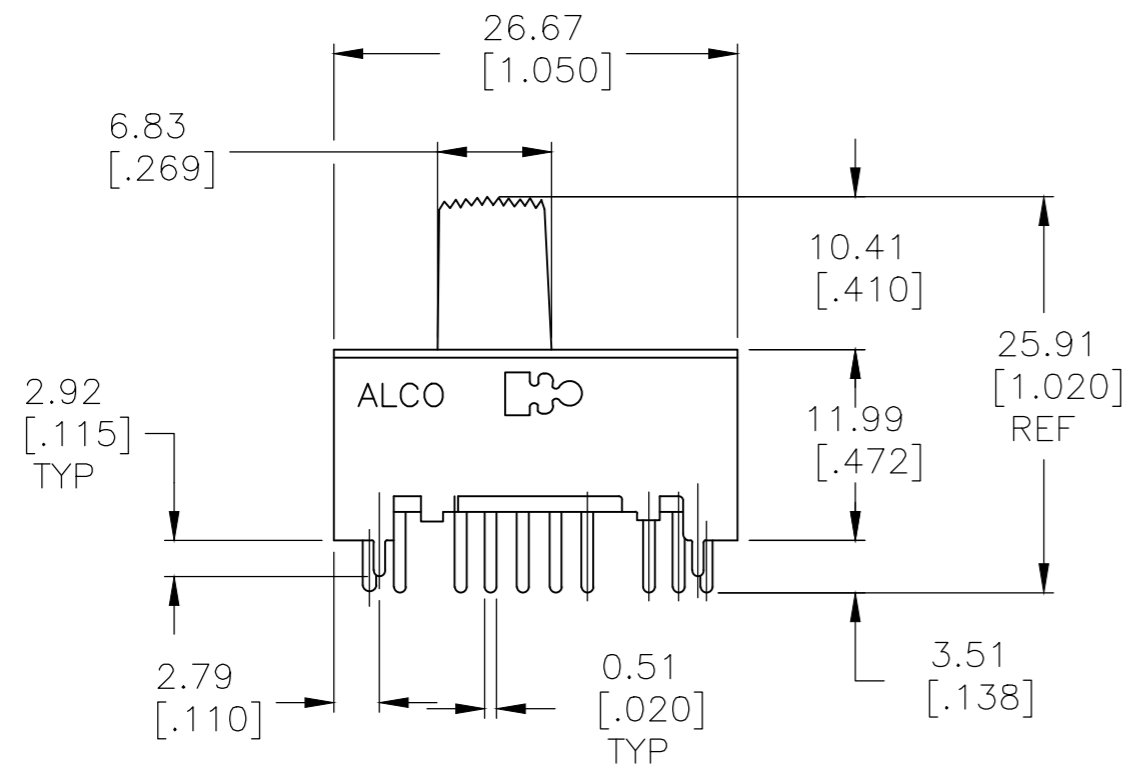
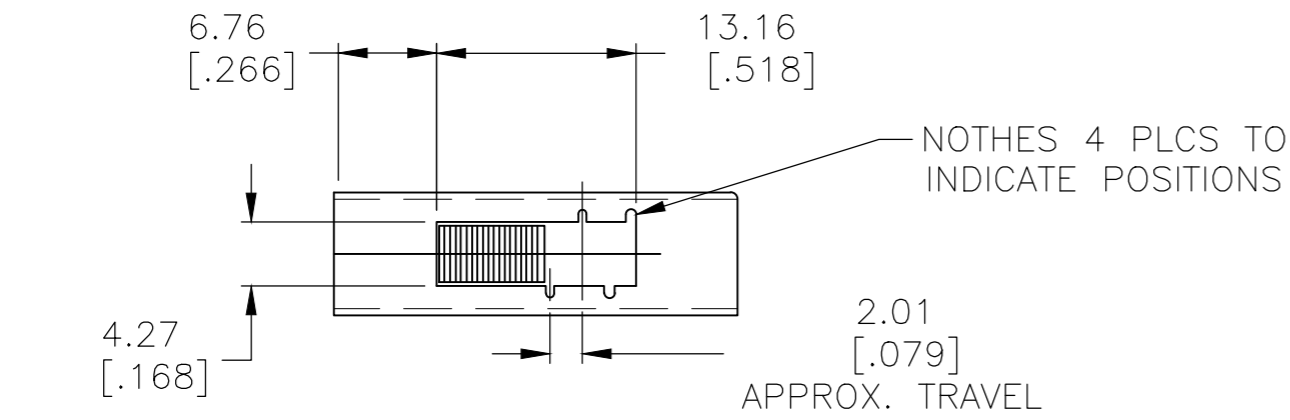


THIS DRAWING IS UNPUBLISHED. RELEASED FOR PUBLICATION
 © COPYRIGHT - TE Connectivity ALL RIGHTS RESERVED.

REVISIONS				
P	LTR	DESCRIPTION	DATE	APVD
B		REVISED PER ECO-16-018096	30MAY2017	RK PO



P.C. LAYOUT
VIEWED FROM TOP OF SWITCH

SPECIFICATIONS:
MAKE-BEFORE-BREAK

MATERIALS:

- ACTUATOR - NYLON 66 UL94V-0, BLACK
- FRAME - TIN PLATED STEEL
- TERMINAL BOARD - PHENOLIC LAMINATE UL94HB, NATURAL
- TERMINAL (SILVER) - COPPER ALLOY- SILVER OVER NICKEL PLATE
- TERMINAL (GOLD) - COPPER ALLOY- TIN OVER NICKEL PLATE
- FIXED CONTACT (SILVER) - COPPER ALLOY- SILVER OVER NICKEL PLATE
- FIXED CONTACT (GOLD) - COPPER ALLOY-GOLD OVER NICKEL PLATE
- MOVING CONTACT (SILVER) - COPPER ALLOY- SILVER OVER NICKEL PLATE
- MOVING CONTACT (GOLD) - COPPER ALLOY-GOLD OVER NICKEL PLATE
- DETENT BALL - STAINLESS STEEL
- COIL SPRING - TEMPERED STEEL WIRE
- SEAL - EPOXY

ELECTRICAL:

- CONTACT RATING - .4VA@20VDC OR PEAK AC (GOLD)
300mA@125V AC (SILVER)
- INITIAL CONTACT RESISTANCE - 30milliohm max.
- FINAL CONTACT RESISTANCE - 100milliohm max> (AFTER TEST)
- INSULATION RESISTANCE - 1,000Megohms min."
- DIELECTRIC STRENGTH - 500V RMS@SEA LEVEL
- LIFE EXPECTANCY - 15,000 CYCLES MIN."

MECHANICAL:

- ACTUATION FORCE - 600±300 GRAMS
- TRAVEL - 2.00±0.51 [.079±.020]

ENVIRONMENTAL:

- OPERATING TEMPERATURE - -20 TO +85 DEGREES C
- STORAGE TEMPERATURE - -40 TO +100 DEGREES C
- RESISTANCE TO SOLDER HEAT PER 109-202, CONDITION B
- SOLDERABILITY PER EIA- 364-52, CLASS 2, CATEGORY 1, 95% MIN COVERAGE

NOTES:

- ALL MATERIALS AND FINISHES SHALL COMPLY WITH EU DIRECTIVE 2002 95/EC OF 27JAN2003 (ROHS).
- ANTI SOLDER WICK SEAL AT TERMINAL TO BOARD INTERFACE.

	1,3 & 6,8 11,13 & 16,18	2,3 & 7,8 12,13 & 17,18	3,4 & 8,9 13,14 & 18,19	3,5 & 8,10 13,15 & 18,20	4P4T	GOLD OVER NICKEL	MSSA4450G04	1825204-4
	1,3 & 6,8 11,13 & 16,18	2,3 & 7,8 12,13 & 17,18	3,4 & 8,9 13,14 & 18,19	3,5 & 8,10 13,15 & 18,20	4P4T	SILVER	MSSA445004	1825204-3
OBSOLETE	1,3 11,13 & 16,18	2,3 12,13 & 17,18	3,4 13,14 & 18,19	3,5 8,10 & 13,15	3P4T	GOLD OVER NICKEL	MSSA3450G04	*1825204-2
	1,3 11,13 & 16,18	2,3 12,13 & 17,18	3,4 13,14 & 18,19	3,5 8,10 & 13,15	3P4T	SILVER	MSSA345004	*1825204-1
					TYPE	CONTACT PLATING	ALCO P/N	TE P/N

ACTUATOR POSITION

THIS DRAWING IS A CONTROLLED DOCUMENT.		DWN	-	TE Connectivity			
DIMENSIONS: mm [INCHES]		CHK	-				
TOLERANCES UNLESS OTHERWISE SPECIFIED:		APVD	-	NAME			
0 PLC ± -		PRODUCT SPEC	-	SLIDE SWITCH 4 POSITION PC			
1 PLC ± -		APPLICATION SPEC	-	SIZE	CAGE CODE	DRAWING NO	RESTRICTED TO
2 PLC ± 0.25[.010]				A2	00779	C=1825204	-
3 PLC ± -		WEIGHT	-	SCALE 2:1 SHEET 1 of 1 REV B			
4 PLC ± -							
ANGLES ± -							
MATERIAL SEE SPECIFICATIONS	FINISH SEE SPECIFICATIONS	CUSTOMER DRAWING					