



BZX8450 series

Low-current voltage regulator diodes

Rev. 2 — 18 January 2023

Product data sheet

1. General description

Low-current voltage regulator diodes in a small SOT23 (TO-236AB) Surface-Mounted Device (SMD) plastic package.

2. Features and benefits

- Total power dissipation: ≤ 250 mW
- Tolerance series: approximately $\pm 5\%$
- Working voltage range: nominal 1.8 V to 10 V
- Specified at a low test current (50 μ A), ideal for low bias and portable battery-powered applications

3. Applications

- Low-current general regulation functions

4. Quick reference data

Table 1. Quick reference data

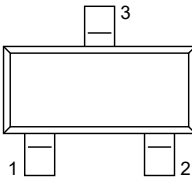
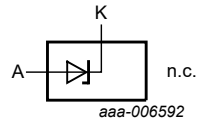
Symbol	Parameter	Conditions	Min	Typ	Max	Unit
V_F	forward voltage	$I_F = 10$ mA [1]	-	-	0.9	V
P_{tot}	total power dissipation	$T_{amb} \leq 25$ °C [2]	-	-	250	mW

[1] Pulse test: $t_p \leq 300$ μ s; $\delta \leq 0.02$

[2] Device mounted on an FR4 Printed-Circuit Board (PCB), single-sided copper, tin-plated and standard footprint.

5. Pinning information

Table 2. Pinning

Pin	Symbol	Description	Simplified outline	Graphic symbol
1	A	anode		
2	n.c.	not connected		
3	K	cathode		

6. Ordering information

Table 3. Ordering information

Type number	Package		
	Name	Description	Version
BZX8450 series	TO-236AB	plastic surface-mounted package; 3 leads	SOT23

7. Marking

Table 4. Marking Codes

Type number	Marking Code [1]	Type number	Marking Code [1]
BZX8450-C1V8	2Q%	BZX8450-C4V7	E5%
BZX8450-C2V0	2R%	BZX8450-C5V1	E6%
BZX8450-C2V2	6Q%	BZX8450-C5V6	E7%
BZX8450-C2V4	6V%	BZX8450-C6V2	E8%
BZX8450-C2V7	8D%	BZX8450-C6V8	E9%
BZX8450-C3V0	BU%	BZX8450-C7V5	F3%
BZX8450-C3V3	D5%	BZX8450-C8V2	F5%
BZX8450-C3V6	D6%	BZX8450-C9V1	F6%
BZX8450-C3V9	D9%	BZX8450-C10	F7%
BZX8450-C4V3	E3%	-	-

[1] % = placeholder for manufacturing site code

8. Limiting values

Table 5. Limiting values

In accordance with the Absolute Maximum Rating System (IEC 60134).

Symbol	Parameter	Conditions	Min	Max	Unit
I_F	forward current		-	200	mA
P_{ZSM}	non-repetitive peak reverse power dissipation	$t_p = 100 \mu\text{s}$; square wave; $T_j = 25 \text{ }^\circ\text{C}$; prior to surge	-	40	W
P_{tot}	total power dissipation	$T_{amb} \leq 25 \text{ }^\circ\text{C}$	[1]	250	mW
T_j	junction temperature		-	150	$^\circ\text{C}$
T_{amb}	ambient temperature		-55	+150	$^\circ\text{C}$
T_{stg}	storage temperature		-65	+150	$^\circ\text{C}$

[1] Device mounted on an FR4 Printed-Circuit Board (PCB), single sided copper, tin-plated and standard footprint.

9. Thermal characteristics

Table 6. Thermal characteristics

Symbol	Parameter	Conditions	Min	Typ	Max	Unit
$R_{th(j-a)}$	thermal resistance from junction to ambient	in free air [1]	-	-	500	K/W
$R_{th(j-sp)}$	thermal resistance from junction to solder point	[2]	-	-	330	K/W

[1] Device mounted on an FR4 Printed-Circuit Board (PCB), single sided copper, tin-plated and standard footprint.

[2] Soldering point of cathode tab

10. Characteristics

Table 7. Electrical characteristics

$T_j = 25\text{ °C}$ unless otherwise specified.

Symbol	Parameter	Conditions		Max	Unit
V_F	forward voltage	$I_F = 10\text{ mA}$	[1]	0.9	V

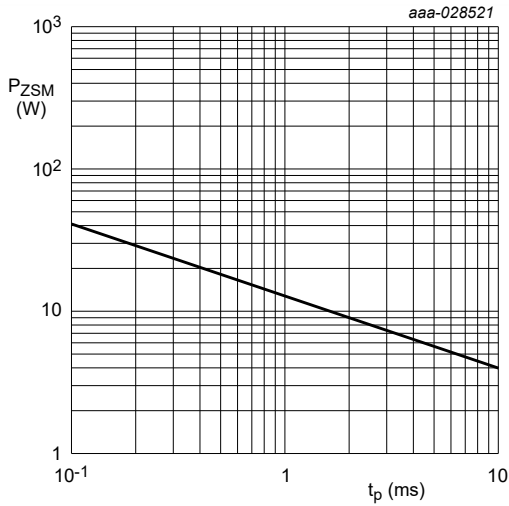
[1] Pulse test: $t_p \leq 300\text{ }\mu\text{s}$; $\delta \leq 0.02$

Table 8. Electrical characteristics per type: BZX8450-C1V8 to BZX8450-C10

$T_j = 25\text{ °C}$ unless otherwise specified.

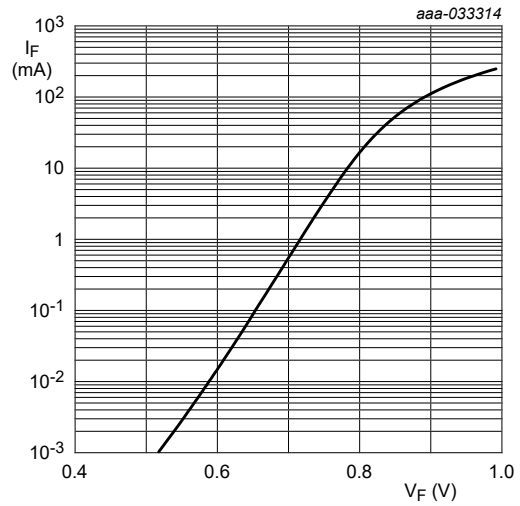
BZX8450-C	Working voltage V_Z (V)		Differential resistance r_{diff} (Ω)		Reverse current I_R (μA)		Temperature coefficient S_Z (mV/K)		Diode capacit. C_d (pF)[1]
	$I_Z = 50\text{ }\mu\text{A}$		$I_Z = 1\text{ mA}$	$I_Z = 5\text{ mA}$	Max	V_R (V)	$I_Z = 5\text{ mA}$		
	Min	Max	Max	Max			Min	Max	
1V8	1.71	1.89	600	100	7.5	1.0	-3.5	0	220
2V0	1.88	2.12	600	100	7	1.0	-3.5	0	220
2V2	2.09	2.31	600	100	4	1.0	-3.5	0	210
2V4	2.28	2.52	600	100	2	1.0	-3.5	0	200
2V7	2.565	2.835	600	100	1	1.0	-3.5	0	190
3V0	2.85	3.15	600	100	0.8	1.0	-3.5	0.2	170
3V3	3.13	3.47	600	100	7.5	1.5	-3.5	1.2	160
3V6	3.42	3.78	600	95	7.5	2.0	-3.5	1.2	160
3V9	3.70	4.10	600	95	5.0	2.0	-2.7	2.5	150
4V3	4.09	4.52	600	95	4.0	2.0	-2.7	2.5	150
4V7	4.47	4.94	600	80	5.0	3.0	-2.7	2.5	140
5V1	4.85	5.36	500	60	5.0	3.0	-2.0	3.7	130
5V6	5.32	5.88	400	40	2.0	4.0	-2.0	3.7	120
6V2	5.89	6.51	160	10	1.0	5.0	0.4	4.5	110
6V8	6.46	7.14	80	15	0.1	5.1	1.2	4.5	100
7V5	7.13	7.88	80	15	0.1	5.7	2.5	5.3	150
8V2	7.79	8.61	80	15	0.1	6.2	3.2	6.2	150
9V1	8.65	9.56	100	15	0.1	6.9	3.8	7.0	150
10	9.50	10.50	150	20	0.1	7.6	4.5	8.0	90

[1] $f = 1\text{ MHz}$; $V_R = 0\text{ V}$



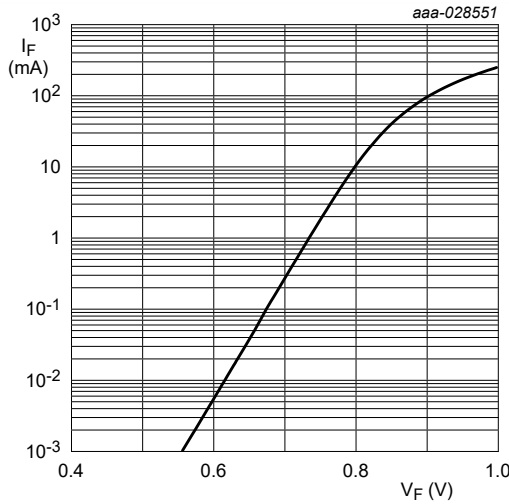
(1) $T_j = 25\text{ °C}$ (before surge)

Fig. 1. Non-repetitive peak reverse power dissipation as a function of pulse duration; maximum values



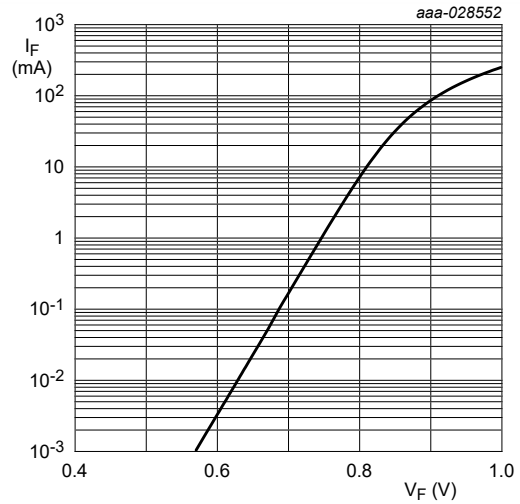
$T_j = 25\text{ °C}$

Fig. 2. Forward current as a function of forward voltage; typical values (BZX8450-C1V8)



$T_j = 25\text{ °C}$

Fig. 3. Forward current as a function of forward voltage; typical values (BZX8450-C6V8)



$T_j = 25\text{ °C}$

Fig. 4. Forward current as a function of forward voltage; typical values (BZX8450-C7V5)

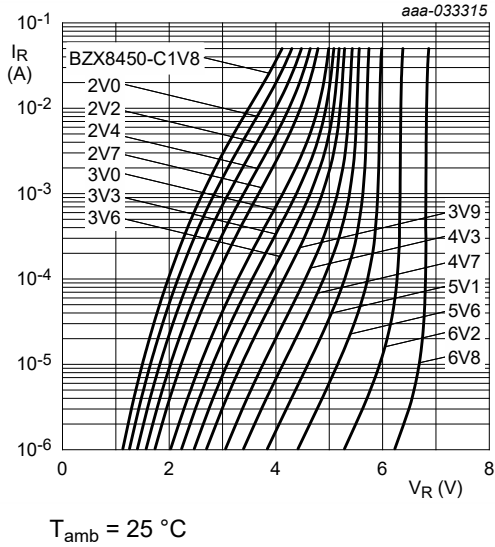


Fig. 5. Reverse current as a function of reverse voltage; typical values (BZX8450-C1V8 to BZX8450-C6V8)

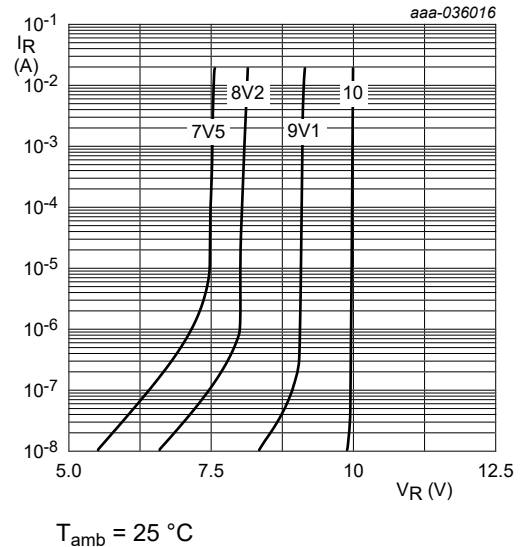


Fig. 6. Reverse current as a function of reverse voltage; typical values (BZX8450-C7V5 to BZX8450-C10)

11. Package outline

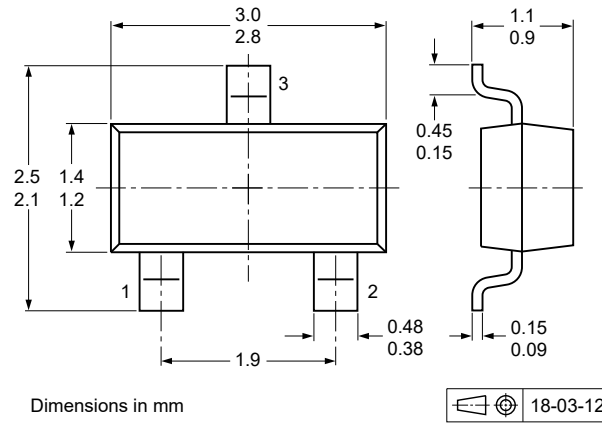


Fig. 7. Package outline SOT23 (TO-236AB)

12. Soldering

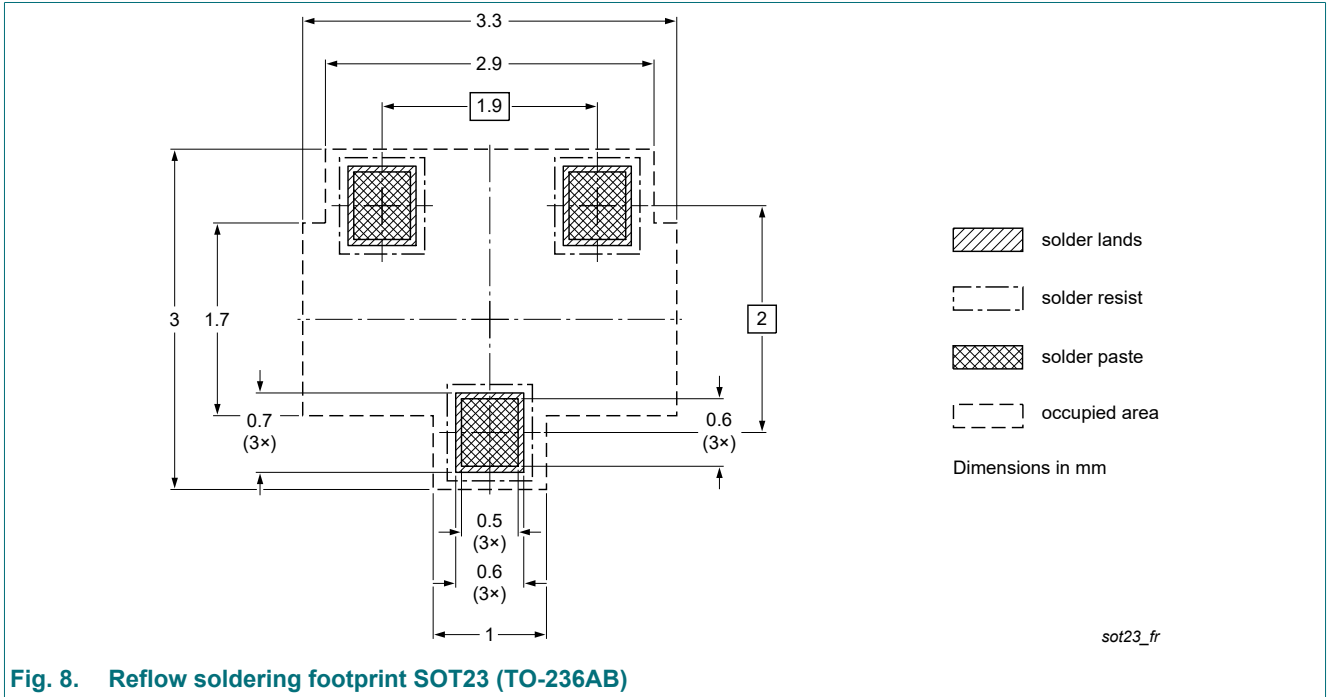


Fig. 8. Reflow soldering footprint SOT23 (TO-236AB)

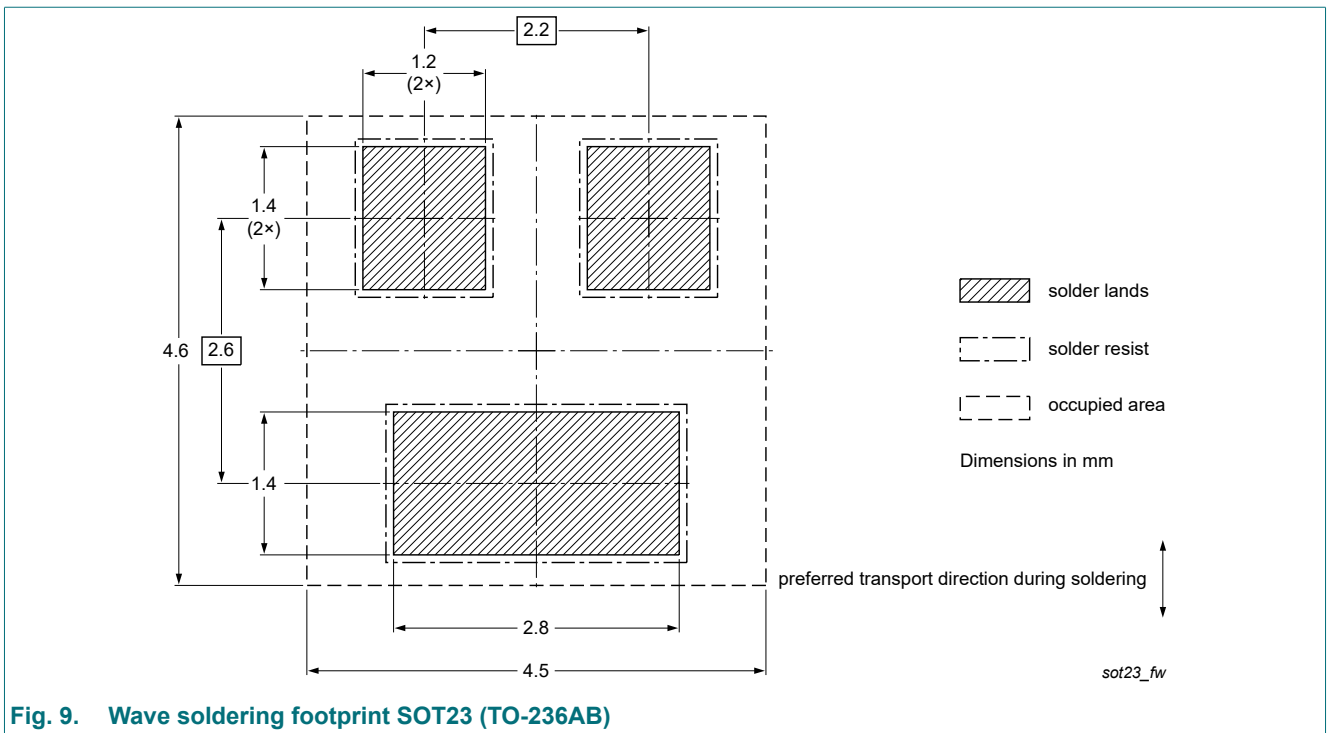


Fig. 9. Wave soldering footprint SOT23 (TO-236AB)

13. Revision history

Table 9. Revision history

Document ID	Release date	Data sheet status	Change notice	Supersedes
BZX8450_SER v.2	20230118	Product data sheet	-	BZX8450_SER v.1
Modifications:	• Products removed: 11 V and higher			
BZX8450_SER v.1	20210824	Product data sheet	-	-

14. Legal information

Data sheet status

Document status [1][2]	Product status [3]	Definition
Objective [short] data sheet	Development	This document contains data from the objective specification for product development.
Preliminary [short] data sheet	Qualification	This document contains data from the preliminary specification.
Product [short] data sheet	Production	This document contains the product specification.

- [1] Please consult the most recently issued document before initiating or completing a design.
- [2] The term 'short data sheet' is explained in section "Definitions".
- [3] The product status of device(s) described in this document may have changed since this document was published and may differ in case of multiple devices. The latest product status information is available on the internet at <https://www.nexperia.com>.

Definitions

Draft — The document is a draft version only. The content is still under internal review and subject to formal approval, which may result in modifications or additions. Nexperia does not give any representations or warranties as to the accuracy or completeness of information included herein and shall have no liability for the consequences of use of such information.

Short data sheet — A short data sheet is an extract from a full data sheet with the same product type number(s) and title. A short data sheet is intended for quick reference only and should not be relied upon to contain detailed and full information. For detailed and full information see the relevant full data sheet, which is available on request via the local Nexperia sales office. In case of any inconsistency or conflict with the short data sheet, the full data sheet shall prevail.

Product specification — The information and data provided in a Product data sheet shall define the specification of the product as agreed between Nexperia and its customer, unless Nexperia and customer have explicitly agreed otherwise in writing. In no event however, shall an agreement be valid in which the Nexperia product is deemed to offer functions and qualities beyond those described in the Product data sheet.

Disclaimers

Limited warranty and liability — Information in this document is believed to be accurate and reliable. However, Nexperia does not give any representations or warranties, expressed or implied, as to the accuracy or completeness of such information and shall have no liability for the consequences of use of such information. Nexperia takes no responsibility for the content in this document if provided by an information source outside of Nexperia.

In no event shall Nexperia be liable for any indirect, incidental, punitive, special or consequential damages (including - without limitation - lost profits, lost savings, business interruption, costs related to the removal or replacement of any products or rework charges) whether or not such damages are based on tort (including negligence), warranty, breach of contract or any other legal theory.

Notwithstanding any damages that customer might incur for any reason whatsoever, Nexperia's aggregate and cumulative liability towards customer for the products described herein shall be limited in accordance with the Terms and conditions of commercial sale of Nexperia.

Right to make changes — Nexperia reserves the right to make changes to information published in this document, including without limitation specifications and product descriptions, at any time and without notice. This document supersedes and replaces all information supplied prior to the publication hereof.

Suitability for use — Nexperia products are not designed, authorized or warranted to be suitable for use in life support, life-critical or safety-critical systems or equipment, nor in applications where failure or malfunction of an Nexperia product can reasonably be expected to result in personal

injury, death or severe property or environmental damage. Nexperia and its suppliers accept no liability for inclusion and/or use of Nexperia products in such equipment or applications and therefore such inclusion and/or use is at the customer's own risk.

Quick reference data — The Quick reference data is an extract of the product data given in the Limiting values and Characteristics sections of this document, and as such is not complete, exhaustive or legally binding.

Applications — Applications that are described herein for any of these products are for illustrative purposes only. Nexperia makes no representation or warranty that such applications will be suitable for the specified use without further testing or modification.

Customers are responsible for the design and operation of their applications and products using Nexperia products, and Nexperia accepts no liability for any assistance with applications or customer product design. It is customer's sole responsibility to determine whether the Nexperia product is suitable and fit for the customer's applications and products planned, as well as for the planned application and use of customer's third party customer(s). Customers should provide appropriate design and operating safeguards to minimize the risks associated with their applications and products.

Nexperia does not accept any liability related to any default, damage, costs or problem which is based on any weakness or default in the customer's applications or products, or the application or use by customer's third party customer(s). Customer is responsible for doing all necessary testing for the customer's applications and products using Nexperia products in order to avoid a default of the applications and the products or of the application or use by customer's third party customer(s). Nexperia does not accept any liability in this respect.

Limiting values — Stress above one or more limiting values (as defined in the Absolute Maximum Ratings System of IEC 60134) will cause permanent damage to the device. Limiting values are stress ratings only and (proper) operation of the device at these or any other conditions above those given in the Recommended operating conditions section (if present) or the Characteristics sections of this document is not warranted. Constant or repeated exposure to limiting values will permanently and irreversibly affect the quality and reliability of the device.

Terms and conditions of commercial sale — Nexperia products are sold subject to the general terms and conditions of commercial sale, as published at <http://www.nexperia.com/profile/terms>, unless otherwise agreed in a valid written individual agreement. In case an individual agreement is concluded only the terms and conditions of the respective agreement shall apply. Nexperia hereby expressly objects to applying the customer's general terms and conditions with regard to the purchase of Nexperia products by customer.

No offer to sell or license — Nothing in this document may be interpreted or construed as an offer to sell products that is open for acceptance or the grant, conveyance or implication of any license under any copyrights, patents or other industrial or intellectual property rights.

Export control — This document as well as the item(s) described herein may be subject to export control regulations. Export might require a prior authorization from competent authorities.

Non-automotive qualified products — Unless this data sheet expressly states that this specific Nexperia product is automotive qualified, the product is not suitable for automotive use. It is neither qualified nor tested in accordance with automotive testing or application requirements. Nexperia accepts no liability for inclusion and/or use of non-automotive qualified products in automotive equipment or applications.

In the event that customer uses the product for design-in and use in automotive applications to automotive specifications and standards, customer (a) shall use the product without Nexperia's warranty of the product for such automotive applications, use and specifications, and (b) whenever customer uses the product for automotive applications beyond Nexperia's specifications such use shall be solely at customer's own risk, and (c) customer fully indemnifies Nexperia for any liability, damages or failed product claims resulting from customer design and use of the product for automotive applications beyond Nexperia's standard warranty and Nexperia's product specifications.

Translations — A non-English (translated) version of a document is for reference only. The English version shall prevail in case of any discrepancy between the translated and English versions.

Trademarks

Notice: All referenced brands, product names, service names and trademarks are the property of their respective owners.

Contents

1. General description.....	1
2. Features and benefits.....	1
3. Applications.....	1
4. Quick reference data.....	1
5. Pinning information.....	1
6. Ordering information.....	2
7. Marking.....	2
8. Limiting values.....	3
9. Thermal characteristics.....	3
10. Characteristics.....	4
11. Package outline.....	6
12. Soldering.....	7
13. Revision history.....	8
14. Legal information.....	9

© Nexperia B.V. 2023. All rights reserved

For more information, please visit: <http://www.nexperia.com>

For sales office addresses, please send an email to: salesaddresses@nexperia.com

Date of release: 18 January 2023