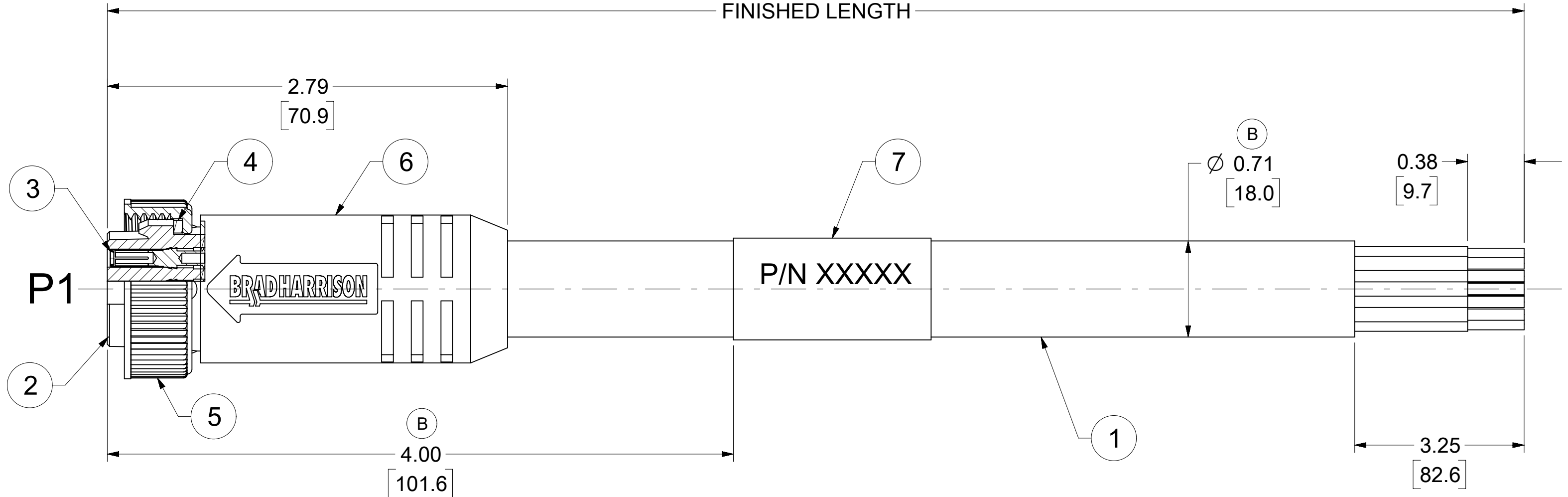
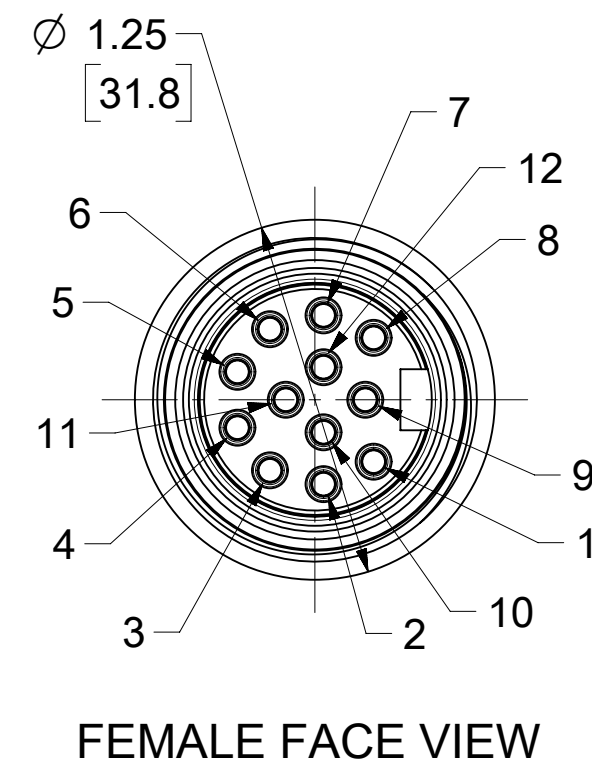
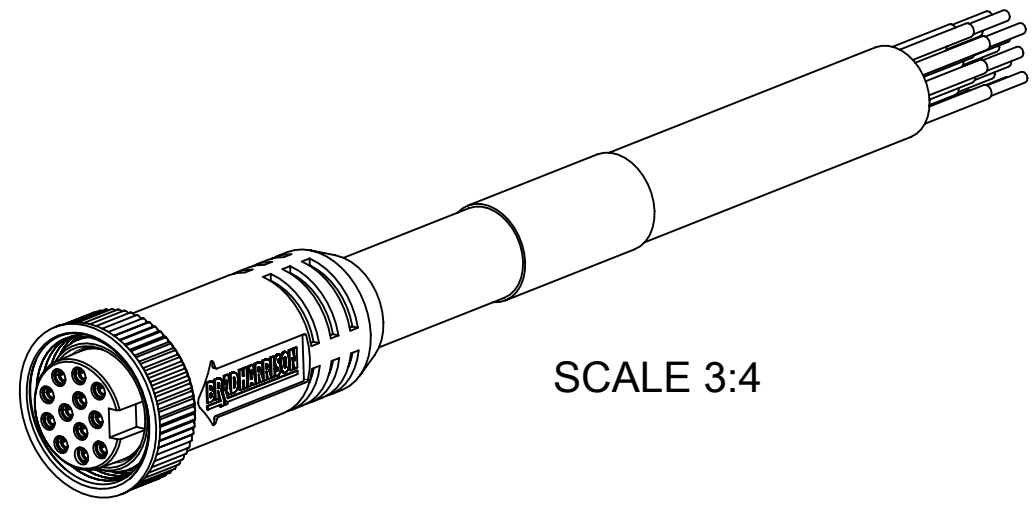


MATERIAL NO.	ENGINEERING NO.	FINISHED LENGTH
1300080154	302000A01F030	3 FT. (0.91 M)
1300080165	302000A01F200	20 FT. (6.10 M)
1300080188	302000A01M100	32.8 FT. (10 M)

CABLE LENGTH TOLERANCES
 <.3M [1FT]: +19mm-0 [+.75in-0]
 .3 - .9M [1 - 3FT]: +44.5mm-0 [+1.75in-0]
 .9 - 1.8M [3 - 6FT]: +55.6mm-0 [+2.19in-0]
 1.8 - 3.7M [6 - 12FT]: +88.9mm-0 [+3.50in-0]
 3.7 - 7.3M [12 - 24FT]: +165.1mm-0 [+6.50in-0]
 7.3-14.6M [24 - 48FT]: +317.5mm-0 [+12.50in-0]
 14.6 - 30.5M [48-100FT]: +622.3mm-0 [+24.50in-0]
 OVER 30M [100FT] +2% OF FINISHED LENGTH



- NOTES:**
- MATERIAL: AS NOTED
 - FINISH: AS NOTED
 - ELECTRICAL:
 VOLTAGE: 320V PER IEC60664
 600V PER UL2238
 CURRENT: 5A
 - TEMP RATING: -20°C TO +105°C
 - PROTECTION: IP67 (WHEN MATED)
 - CSA CERTIFIED FILE: LR6837
 - UL RECOGNIZED FILE: E152210
 - COUPLING THREAD: 1 1/8"-16UN
 - ASSEMBLY IS ROHS COMPLIANT
 - ALL DIMS ARE FOR REFERENCE UNLESS TOLERANCED OR NOTED OTHERWISE

WIRING DIAGRAM

P1	Color
1	ORANGE
2	BLUE
3	WHITE/BLACK TRACE
4	RED/BLACK TRACE
5	GREEN/BLACK TRACE
6	ORANGE/BLACK TRACE
7	BLUE/BLACK TRACE
8	BLACK/WHITE TRACE
9	GREEN/YELLOW GND
10	RED
11	WHITE
12	BLACK

PART NUMBER MATRIX

302000A01F030

FINISHED LENGTH
 F001= .1 FT
 F020= 2 FT
 F200= 20 FT
 M005= 0.5 METER
 M010= 1 METER
 M100= 10 METER

7	LABEL	VINYL	BLACK/YELLOW
6	OVERMOLD	TPE	YELLOW
5	COUPLING NUT	ZINC DIE CAST	BLACK E-COAT
4	FRICTION RING	NYLON	NATURAL
3	SOCKET CONTACT	Cu ALLOY	GOLD OVER NICKEL
2	INSERT, FEMALE, 12 POLE	TPE	YELLOW
1	#16-12 CABLE, STOOV/ST	PVC JACKET	YELLOW
ITEM	DESCRIPTION	MATERIAL	FINISH

THIS DRAWING CONTAINS INFORMATION THAT IS PROPRIETARY TO MOLEX ELECTRONIC TECHNOLOGIES, LLC AND SHOULD NOT BE USED WITHOUT WRITTEN PERMISSION

DIMENSION UNITS	SCALE	CURRENT REV DESC: UPDATED ITEM #2,6,7, LABEL DIM. AND MATERIAL P/N TABLE . ADDED CSA, UL, IEC VOLT, TEMP RATING, IP RATING, TOL. CHART, PART NUMBER MATRIX AND CABLE DIA.	molex		
INCH/MM	1.5:1				
GENERAL TOLERANCES (UNLESS SPECIFIED)		EC NO: 673727	MINI-CHANGE CORDSET, C SIZE 12 POLE, FEMALE, STRAIGHT, SINGLE KEY, 16AWG		
4 PLACES	±	DRWN: AKABADI	PRODUCT CUSTOMER DRAWING		
3 PLACES	±	2021/06/24	DOCUMENT NUMBER		
2 PLACES	±	2021/08/13	DOC TYPE DOC PART REVISION		
1 PLACE	± 0.3	2021/08/27	SD-130008-014		
0 PLACES	±		PSD 001 B		
ANGULAR TOL	± 0.5 °	INITIAL REVISION:	MATERIAL NUMBER		
DRAFT WHERE APPLICABLE MUST REMAIN WITHIN DIMENSIONS		DRWN: BRUPERT	CUSTOMER		
		2009/08/24	GENERAL MARKET		
		2009/08/27	SHEET NUMBER		
		THIRD ANGLE PROJECTION	1 OF 1		
		DRAWING			
		C-SIZE			
		SERIES			
		130008			