

NOTES:

- MATERIALS AND FINISHES:  
 BODY & WASHER - BRASS, SILVER PLATING  
 CONTACT - PHOSPHOR BRONZE, GOLD PLATING  
 INSULATOR - PTFE, NATURAL  
 FERRULE - COPPER, SILVER PLATING
- ELECTRICAL:  
 A. IMPEDANCE: 50 OHM
- MECHANICAL:  
 A. DURABILITY: 500 CYCLES MIN.  
 B. TEMPERATURE RANGE: -65° C TO +165° C
- PACKAGING:  
 A. QUANTITY: SINGLE PACK  
 B. MARKING: BAG TO BE MARKED  
 "AMPHENOL RF, 31-4328, AND DATE CODE"

5. CABLE ASSEMBLY INSTRUCTIONS:

- TRIM CABLE AS SHOWN.
- SLIDE FERRULE ONTO THE CABLE.
- CRIMP OR SOLDER CABLE CENTER CONDUCTOR TO CENTER CONTACT.  
 CRIMP CONTACT TO CABLE, CRIMP WITH AMPHENOL TOOL 227-944 (M22520/5-01) & DIE SET 221-1221-13 CAVITY "B" (M22520/5-13, CLOSURE 'B').
- CRIMP FERRULE WITH AMPHENOL TOOL 227-944 (M22520/5-01) AND DIE SET 227-1221-13, CAVITY 'A' (M22520/5-13, CLOSURE 'A'), 0.255" HEX.

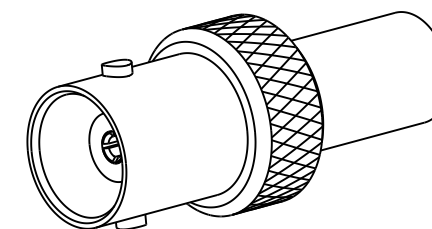
6. HEAT SHRINK TUBING SUPPLIED ON REQUEST (68180-1)

7 SHOWS CABLE ENTRY DIMENSIONS.

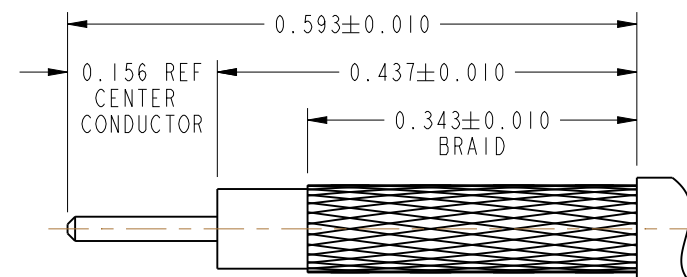
THIRD ANGLE PROJ.

REVISIONS

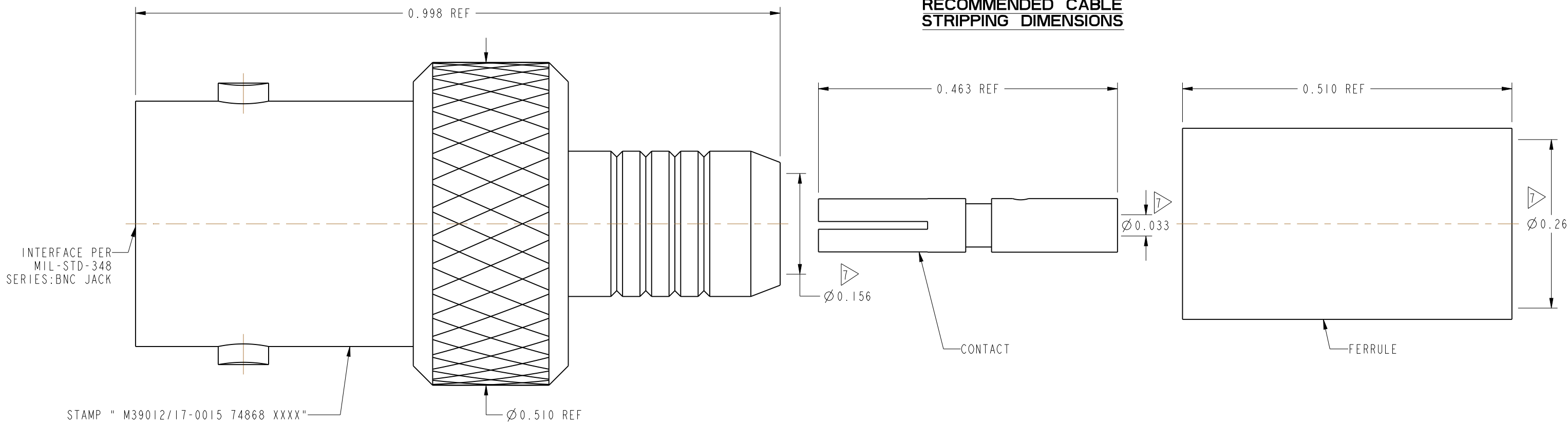
REV	DESCRIPTION	DATE	ECO	APPR
--	RELEASE TO MFG.	--	--	--
L	REDRAWN IN PRO-E, WASHER UPDATED	26-Oct-16	2244	KR



SCALE 2.000



RECOMMENDED CABLE STRIPPING DIMENSIONS



INTERFACE PER MIL-STD-348 SERIES: BNC JACK

STAMP " M39012/17-0015 74868 XXXX"

**CUSTOMER OUTLINE DRAWING**

ALL OTHER SHEETS ARE FOR INTERNAL USE ONLY

**MIL-C-39012 INSPECTION**

UNLESS OTHERWISE SPECIFIED, DIMENSIONS ARE IN INCHES AND TOLERANCES ARE: 2 PLACE DECIMAL 3 PLACE DECIMAL ANGLES ±.015 (0,381 mm) ±.005 (0,127 mm) ± 1°	MATERIAL	DRAWN	DATE	TITLE BNC STR JACK MIL-CRIMP (CATEGORY 'C') FOR RG 59/U, 62/U, 140/U & 210/U CABLES		Amphenol RF www.amphenolrf.com		
	SEE NOTES	KARTHIK R	21-Jan-14					ENGINEER
NOTICE - These drawings, specifications, or other data (1) are, and remain the property of Amphenol corp. (2) must be returned upon request; and (3) are confidential and not to be disclosed to any person other than those to whom they are given by Amphenol Corp. the furnishing of these drawings, specifications, or other data by Amphenol Corp., or to any other person to anyone for any purpose is not to be regarded by implication or otherwise in any manner licensing, granting rights to permitting such holder or any other person to manufacture, use or sell any product, process or design, patented or otherwise, that may in any way be related to or disclosed by said drawings, specifications, or other data.	REFERENCE	APPROVED	DATE	SCALE: 6.6:1.0		SHEET 2 OF 2		
	MIL-C-39012/17-0015 & EPA 802206-51	K.CAPOZZI	26-Oct-16	DWG SIZE		REV		
	CONFIGURATION LEVEL: In Work	CAD FILE	B		L		DRAWING NO.	
FINISH							ITEM NO.	
						PART NO. 31-4328		