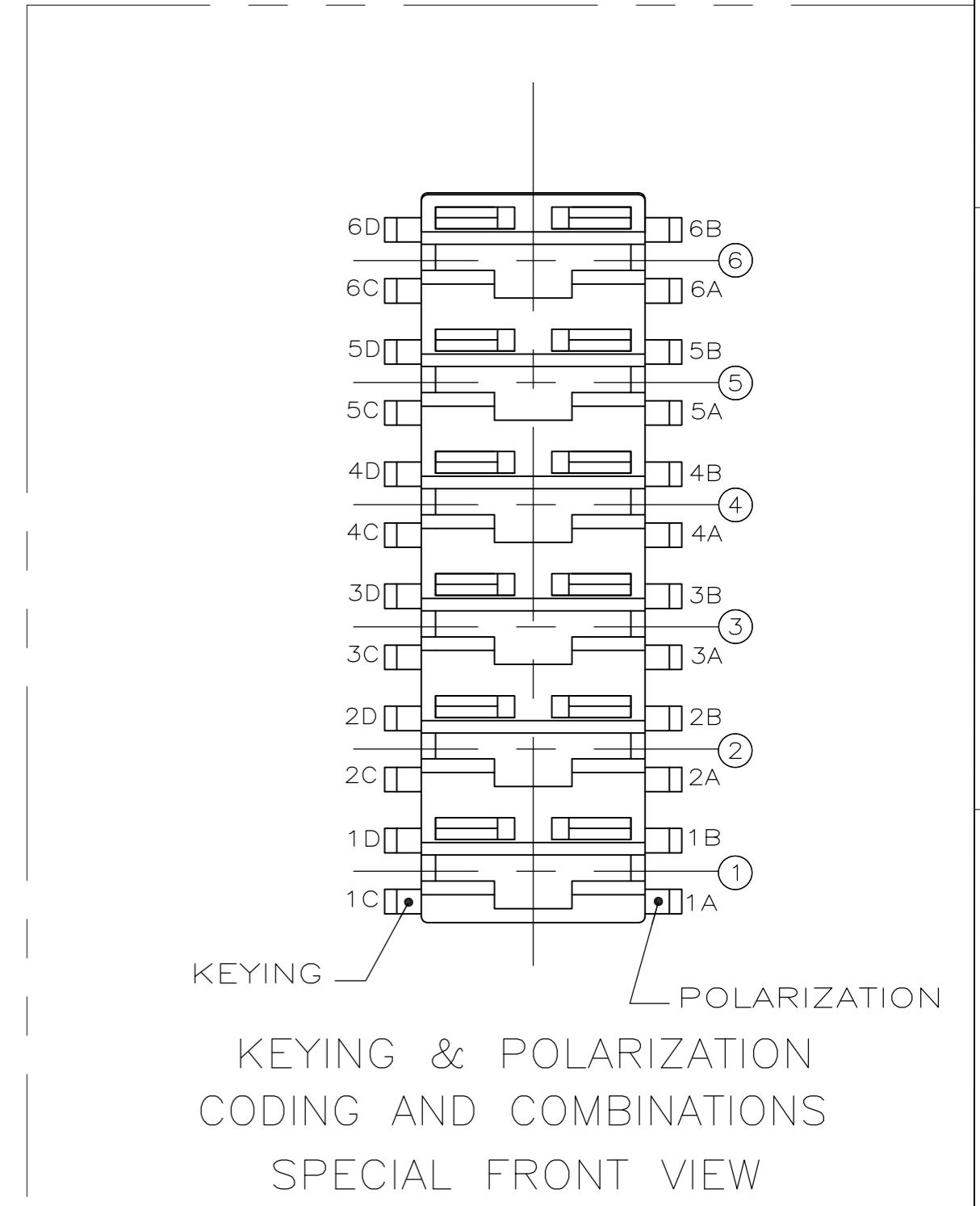
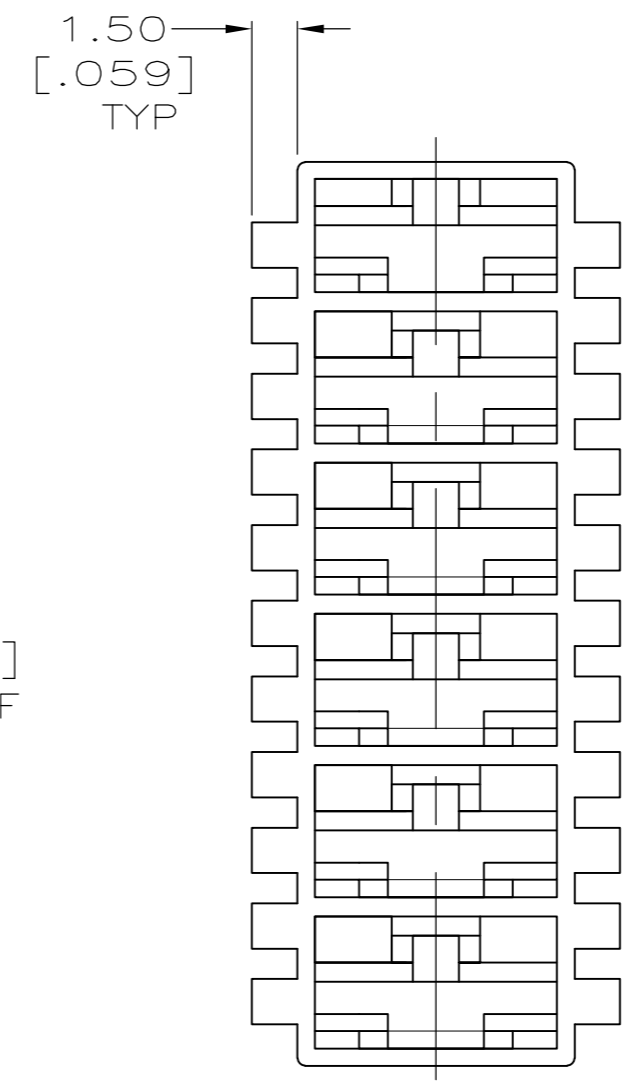
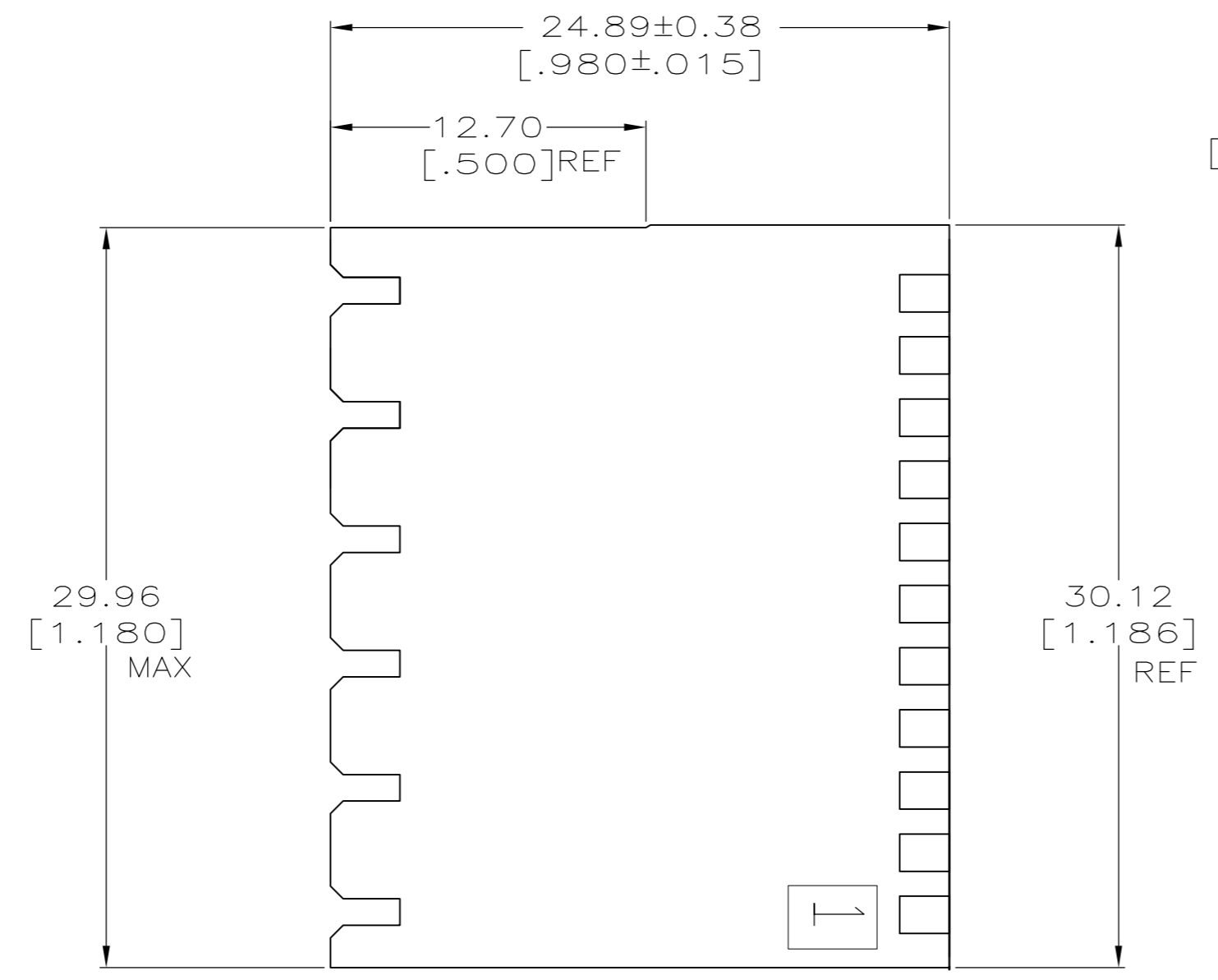
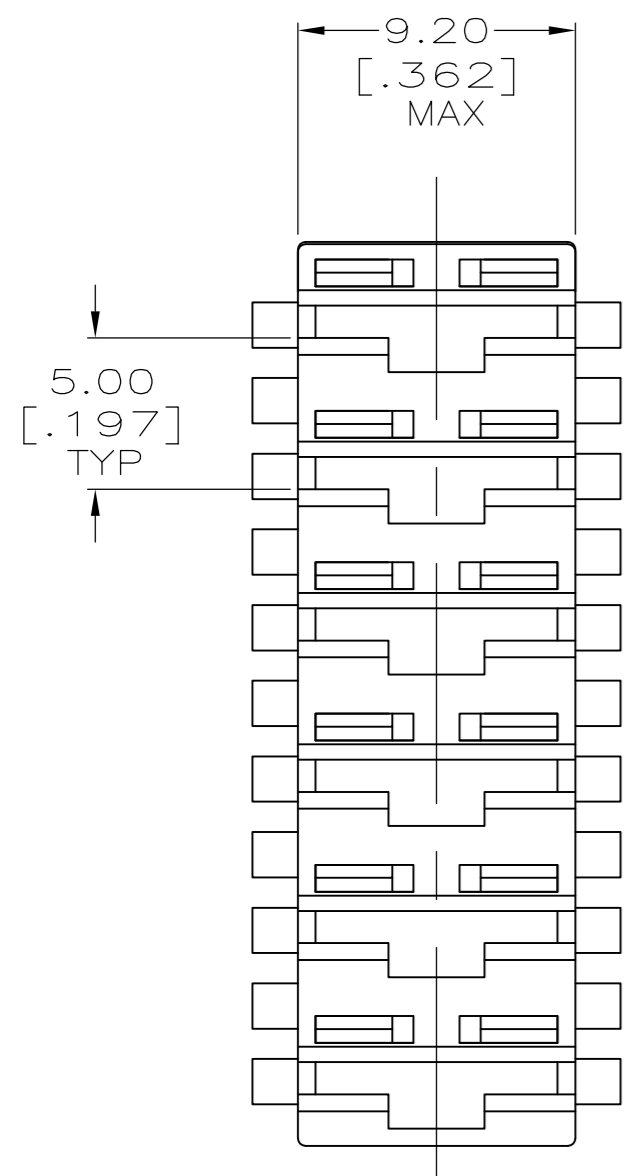
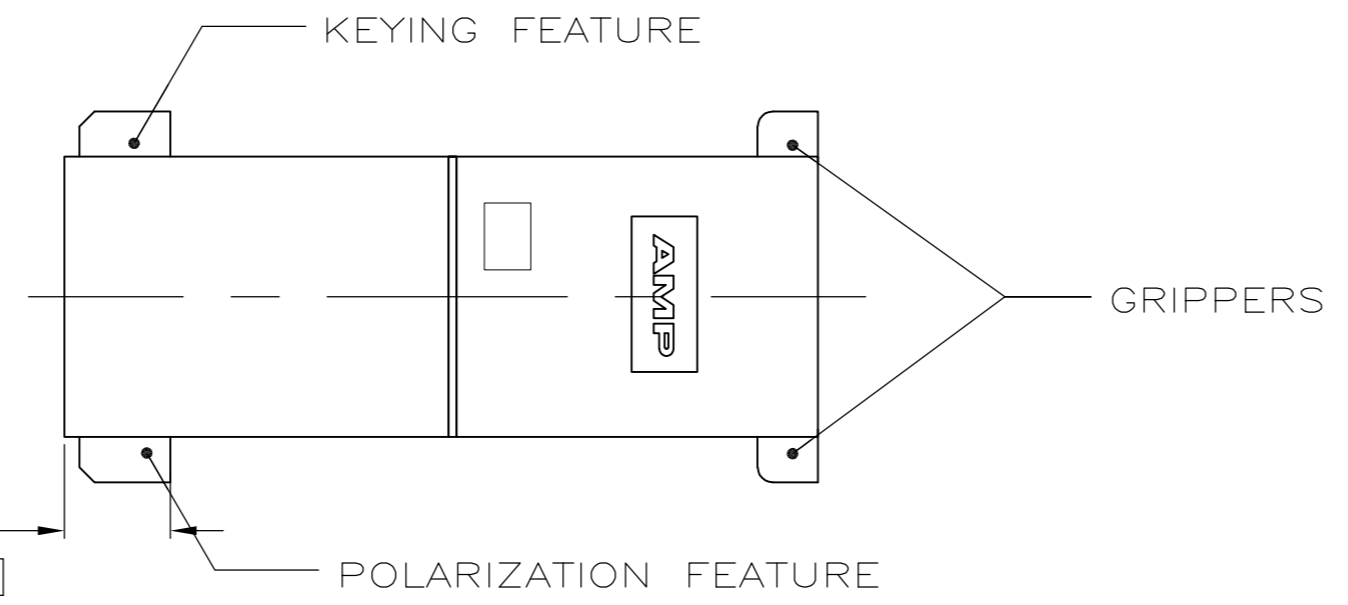


THIS DRAWING IS UNPUBLISHED. RELEASED FOR PUBLICATION
 © COPYRIGHT - By - ALL RIGHTS RESERVED.

REVISIONS				
P	LTR	DESCRIPTION	DATE	APVD
K		REVISED PER ECR-16-001902	22MAR2016	BW JP



- 1 ACCEPTS RECEPTACLE CONTACTS 1217378(#18-#22 AWG SINGLE WIRE), 1217094(#18-#14 AWG SINGLE WIRE) AND 1217095 (TWO #18'S OR TWO #16'S OR A #16 + #18 COMBINATION).
- 2 FRONT AND BACK VIEWS SHOW ONLY THE GRIPPERS. FOR KEYING AND POLARIZATION FEATURES, SEE SPECIAL FRONT VIEW.

3 PRELIMINARY - NOT FOR PRODUCTION

RAST 5 DESIGNATION	FINISH/COLOR	KEYING FEATURE	POLARIZATION FEATURE	PART NUMBER
---	BLUE	NONE	NONE	3 521208-6
---	NATURAL	5C	3B,4A,5B,6A	521208-5
---	BLUE	2C,3D	2B	521208-4
06-A	NATURAL	3C,6D	1B	3 521208-3
---	BLUE	5C	3B,4A,5B,6A	3 521208-2
06-A	BLUE	3C,6D	1B	521208-1

THIS DRAWING IS A CONTROLLED DOCUMENT.		DWN	JR RUTH	10/20/98	 TE Connectivity HOUSING, RECEPT, POSITIVE-LOCK, MKIII, 6.35 [.250] SERIES, 6 POSITION			
DIMENSIONS: mm		CHK	MS FEHER	10/20/98				
TOLERANCES UNLESS OTHERWISE SPECIFIED:		APVD	E HOWARD	10/20/98				
0 PLC ± - 1 PLC ± - 2 PLC ± 0.25 [.010] 3 PLC ± - 4 PLC ± - ANGLES ± -		PRODUCT SPEC						
MATERIAL	NYLON	FINISH	SEE TABLE	WEIGHT	SIZE	CAGE CODE	DRAWING NO	RESTRICTED TO
					A2	00779	C=521208	
CUSTOMER DRAWING				SCALE	4:1	SHEET	1 of 1	REV
								K