



Output coupler Optocoupler 1 NO contact, Transistor Input 24 V DC Output max. 60 V DC, 2 A Overall width 6.2 mm screw terminal Thermal current 2A

<b>product brand name</b>	SIRIUS
<b>product category</b>	SIRIUS 3RQ3 coupling relays in slim design
<b>product designation</b>	Coupling relays with semiconductor output (not plug-in)
<b>design of the product</b>	Output coupling link
<b>product type designation</b>	3RQ3
<b>General technical data</b>	
<b>display version LED</b>	Yes
<b>product component</b>	No
<ul style="list-style-type: none"> <li>• relay output</li> <li>• semi-conductor output</li> </ul>	Yes
<b>consumed active power</b>	0.3 W
insulation voltage for overvoltage category III according to IEC 60664 with degree of pollution 3 rated value	50 V
<b>surge voltage resistance rated value</b>	2.5 kV
<b>protection class IP</b>	IP20
<b>shock resistance</b>	
<ul style="list-style-type: none"> <li>• acc. to IEC 60068-2-27</li> </ul>	sinusoidal half-wave 15g / 11 ms
<b>vibration resistance</b>	
<ul style="list-style-type: none"> <li>• acc. to IEC 60068-2-6</li> </ul>	6 ... 150 Hz: 2 g
<b>switching frequency</b>	30 Hz
<b>thermal current</b>	2 A
<b>reference code acc. to IEC 81346-2</b>	K
<b>Control circuit/ Control</b>	
<b>control supply voltage at DC</b>	
<ul style="list-style-type: none"> <li>• rated value</li> </ul>	11 ... 30 V
<b>operating range factor control supply voltage rated value at DC</b>	
<ul style="list-style-type: none"> <li>• initial value</li> <li>• full-scale value</li> </ul>	1 1
<b>switch ON delay time</b>	
<ul style="list-style-type: none"> <li>• at DC maximum</li> </ul>	0.3 ms
<b>OFF delay time</b>	2 ms
<b>product component plug-in socket</b>	No
<b>Auxiliary circuit</b>	
<b>type of switching contact</b>	NO contact
<b>number of NO contacts for auxiliary contacts</b>	1
<b>Main circuit</b>	
<b>type of voltage</b>	DC

Inputs/ Outputs	
property of the output short-circuit proof	No
Outputs	
capacity of the semiconductor output at DC	1 mA ... 2 A
Electromagnetic compatibility	
EMC emitted interference acc. to IEC 60947-1	ambience A (industrial sector)
<b>EMC immunity acc. to IEC 60947-1</b>	corresponds to degree of severity 3
<b>conducted interference</b>	
<ul style="list-style-type: none"> <li>• due to burst acc. to IEC 61000-4-4</li> <li>• due to conductor-earth surge acc. to IEC 61000-4-5</li> <li>• due to conductor-conductor surge acc. to IEC 61000-4-5</li> </ul>	2 kV 2 kV 1 kV
<b>field-based interference acc. to IEC 61000-4-3</b>	10 V/m
<b>electrostatic discharge acc. to IEC 61000-4-2</b>	6 kV contact discharge / 8 kV air discharge
Display	
display version as status display by LED	LED green
Connections/ Terminals	
product function removable terminal	No
type of electrical connection for auxiliary and control circuit	screw-type terminals
wire length	
<ul style="list-style-type: none"> <li>• at DC maximum</li> </ul>	1 000 m
<b>type of connectable conductor cross-sections</b>	
<ul style="list-style-type: none"> <li>• solid</li> <li>• finely stranded with core end processing</li> <li>• at AWG cables solid</li> </ul>	1x (0.25 ... 2.5 mm <sup>2</sup> ) 1x (0.25 ... 1.5 mm <sup>2</sup> ) 1 x (20 ... 14)
<ul style="list-style-type: none"> <li>• connectable conductor cross-section solid</li> <li>• connectable conductor cross-section finely stranded with core end processing</li> </ul>	0.25 ... 2.5 mm <sup>2</sup> 0.25 ... 1.5 mm <sup>2</sup>
<ul style="list-style-type: none"> <li>• AWG number as coded connectable conductor cross section solid</li> </ul>	20 ... 14
<ul style="list-style-type: none"> <li>• tightening torque with screw-type terminals</li> </ul>	0.5 ... 0.6 N·m
Installation/ mounting/ dimensions	
<b>mounting position</b>	any
<b>fastening method</b>	snap-on mounting
<b>height</b>	93 mm
<b>width</b>	6.2 mm
<b>depth</b>	72.5 mm
<b>required spacing</b>	
<ul style="list-style-type: none"> <li>• with side-by-side mounting               <ul style="list-style-type: none"> <li>— forwards</li> <li>— backwards</li> <li>— upwards</li> <li>— downwards</li> <li>— at the side</li> </ul> </li> <li>• for grounded parts               <ul style="list-style-type: none"> <li>— forwards</li> <li>— backwards</li> <li>— upwards</li> <li>— at the side</li> <li>— downwards</li> </ul> </li> <li>• for live parts               <ul style="list-style-type: none"> <li>— forwards</li> <li>— backwards</li> <li>— upwards</li> <li>— downwards</li> <li>— at the side</li> </ul> </li> </ul>	0 mm 0 mm 0 mm 0 mm 0 mm  0 mm 0 mm 0 mm 0 mm 0 mm  0 mm 0 mm 0 mm 0 mm 0 mm
Ambient conditions	

installation altitude at height above sea level maximum	2 000 m
<ul style="list-style-type: none"> <li>• ambient temperature during operation</li> <li>• ambient temperature during storage</li> <li>• ambient temperature during transport</li> </ul>	-25 ... +60 °C -40 ... +85 °C -40 ... +85 °C
relative humidity during operation	10 ... 95 %

**Certificates/ approvals**

General Product Approval	EMC
--------------------------	-----



Declaration of Conformity	Marine / Shipping	other
---------------------------	-------------------	-------

[Miscellaneous](#)



[Confirmation](#)

**Further information**

Information- and Downloadcenter (Catalogs, Brochures,...)

<https://www.siemens.com/ic10>

Industry Mall (Online ordering system)

<https://mall.industry.siemens.com/mall/en/en/Catalog/product?mlfb=3RQ3052-1SM40>

Cax online generator

<http://support.automation.siemens.com/WW/CAXorder/default.aspx?lang=en&mlfb=3RQ3052-1SM40>

Service&Support (Manuals, Certificates, Characteristics, FAQs,...)

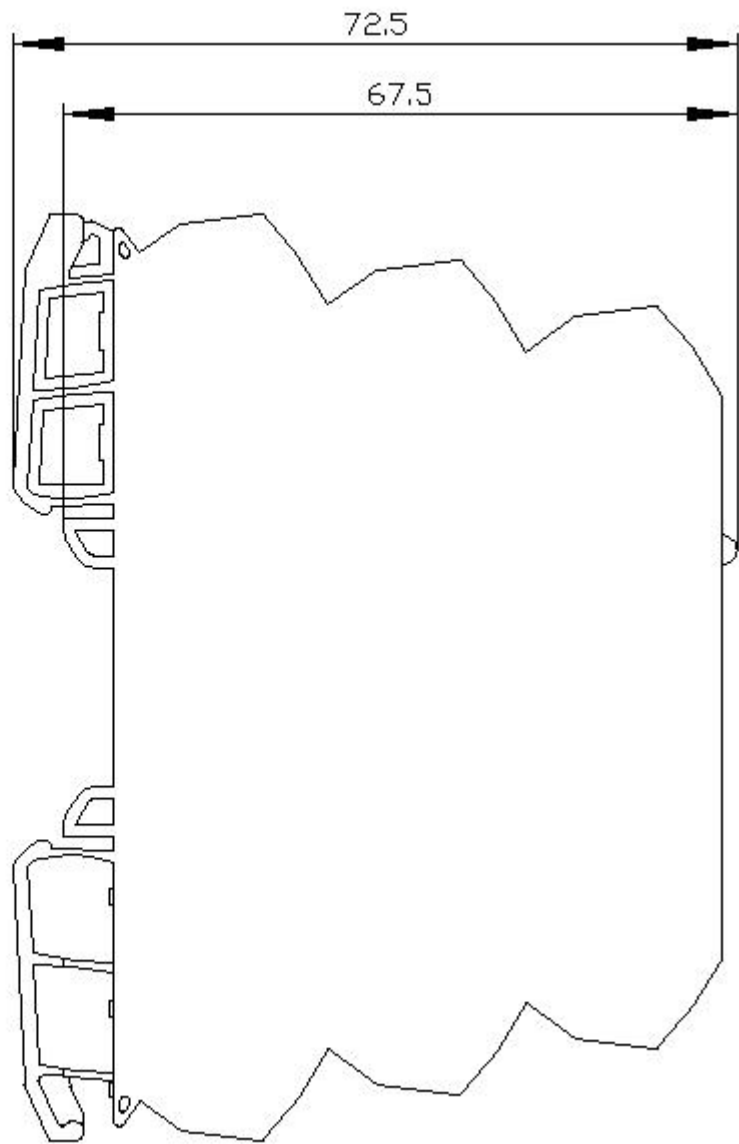
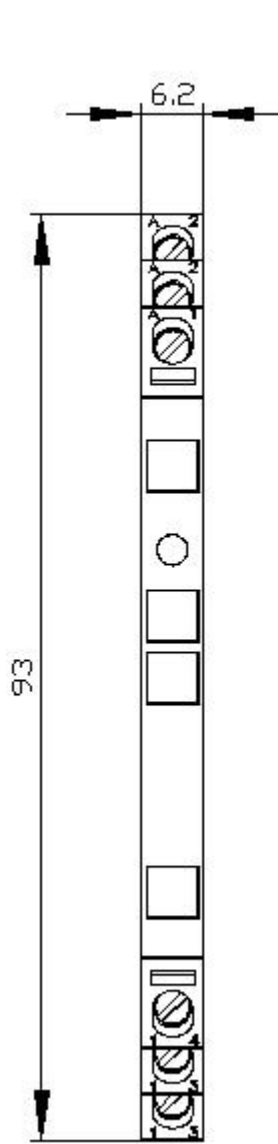
<https://support.industry.siemens.com/cs/ww/en/ps/3RQ3052-1SM40>

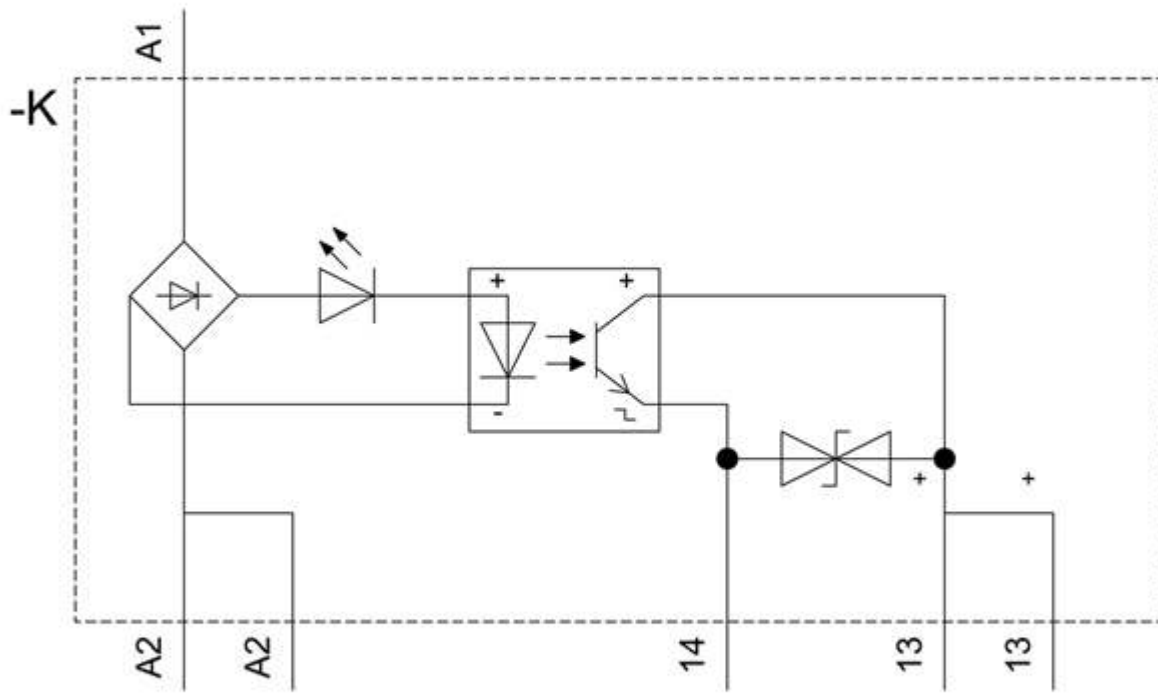
Image database (product images, 2D dimension drawings, 3D models, device circuit diagrams, EPLAN macros, ...)

[http://www.automation.siemens.com/bilddb/cax\\_de.aspx?mlfb=3RQ3052-1SM40&lang=en](http://www.automation.siemens.com/bilddb/cax_de.aspx?mlfb=3RQ3052-1SM40&lang=en)

Characteristic: Derating

<https://support.industry.siemens.com/cs/ww/en/ps/3RQ3052-1SM40/manual>





last modified:

10/24/2020 [↗](#)