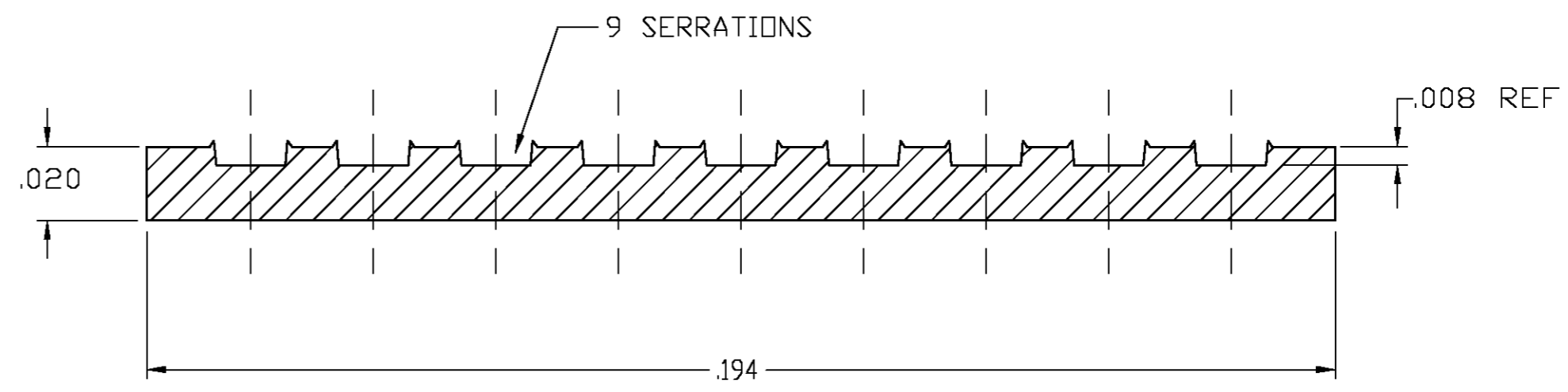
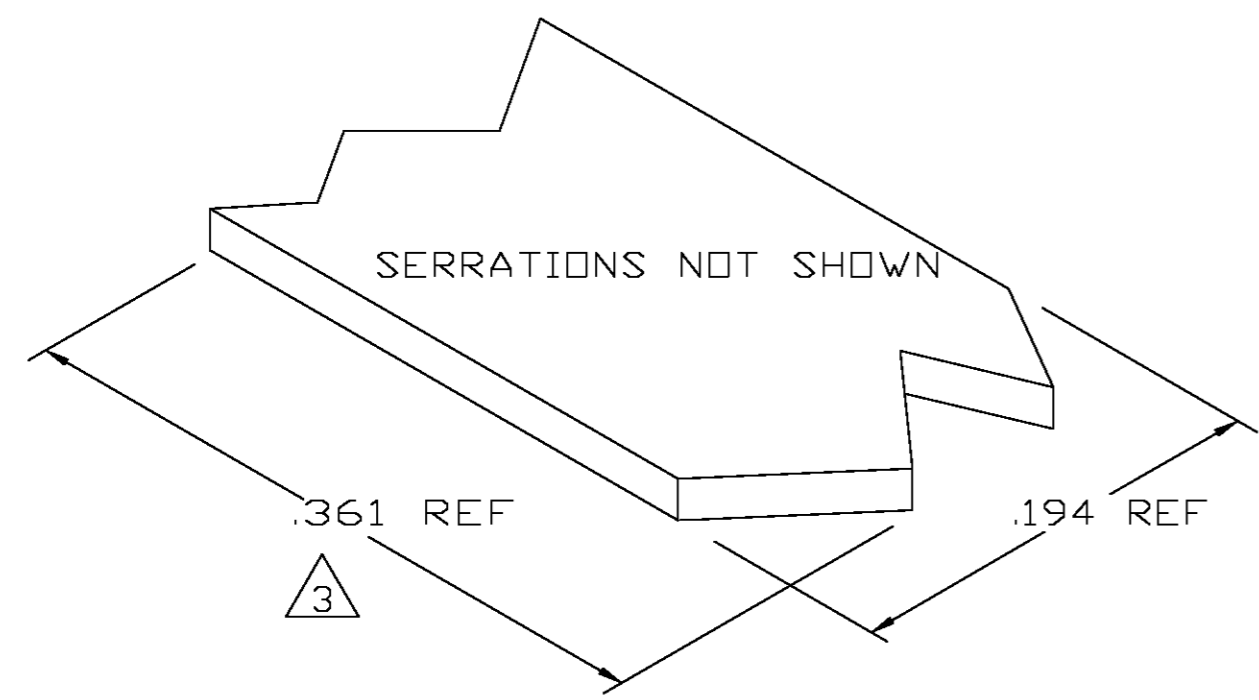


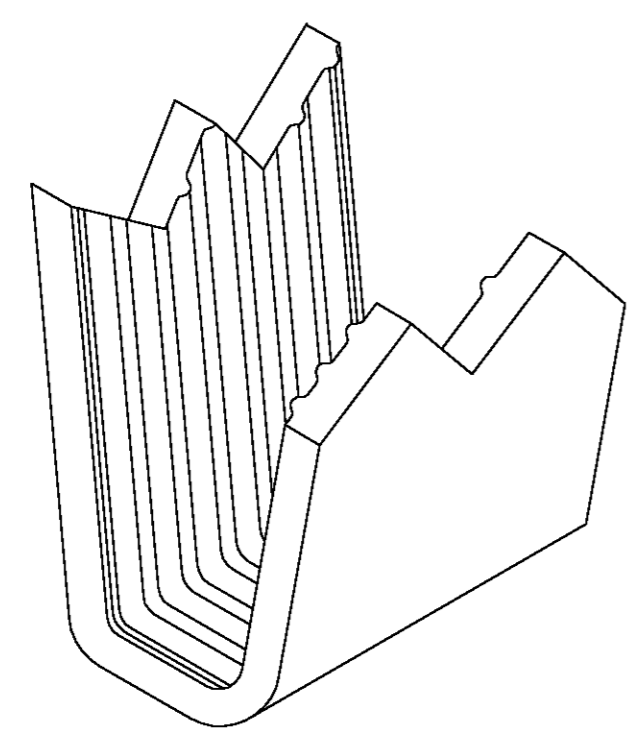
THIS DRAWING IS UNPUBLISHED. RELEASED FOR PUBLICATION
 © COPYRIGHT BY TYCO ELECTRONICS CORPORATION. ALL RIGHTS RESERVED.

LOC	DIST	REVISIONS					
		P	LTR	DESCRIPTION	DATE	DWN	APVD
AF	50			TRANSFERED TO TYCO FORMAT	28MAR03	MF	EH

- 1 CRIMPBAND MATERIAL PROVIDED IN CONTINUOUS STRIP.
- 2 REFERENCE DESCRIPTIVE PART NUMBER L076/0928R20TB.
- ③ BLANK LENGTH DETERMINED BY 076/092 TOOLSET.



TYP. CROSS SECTION



PARTIAL FORMED VIEW (REF)
FORMED BY APPLICATION TOOLING

1601639-1
PART NUMBER

THIS DRAWING IS A CONTROLLED DOCUMENT.		DWN MICHAEL S. FEHER 28MAR2003	Tyco Electronics Corporation Harrisburg, PA 17105-3608			
DIMENSIONS: INCHES		CHK EDWARD HOWARD 28MAR2003				
		APVD EDWARD HOWARD 28MAR2003	NAME - CRIMPBAND, MTM			
TOLERANCES UNLESS OTHERWISE SPECIFIED: 0 PLC ± - 1 PLC ± - 2 PLC ± - 3 PLC ± .005 4 PLC ± - ANGLES ± - FINISH TIN		PRODUCT SPEC - APPLICATION SPEC -	SIZE A2	CAGE CODE 00779	DRAWING NO C=1601639	RESTRICTED TO -
MATERIAL UNS C26000 BRASS		WEIGHT -	SCALE 1:1		SHEET 1 OF 1	REV 0
CUSTOMER DRAWING						

1601639