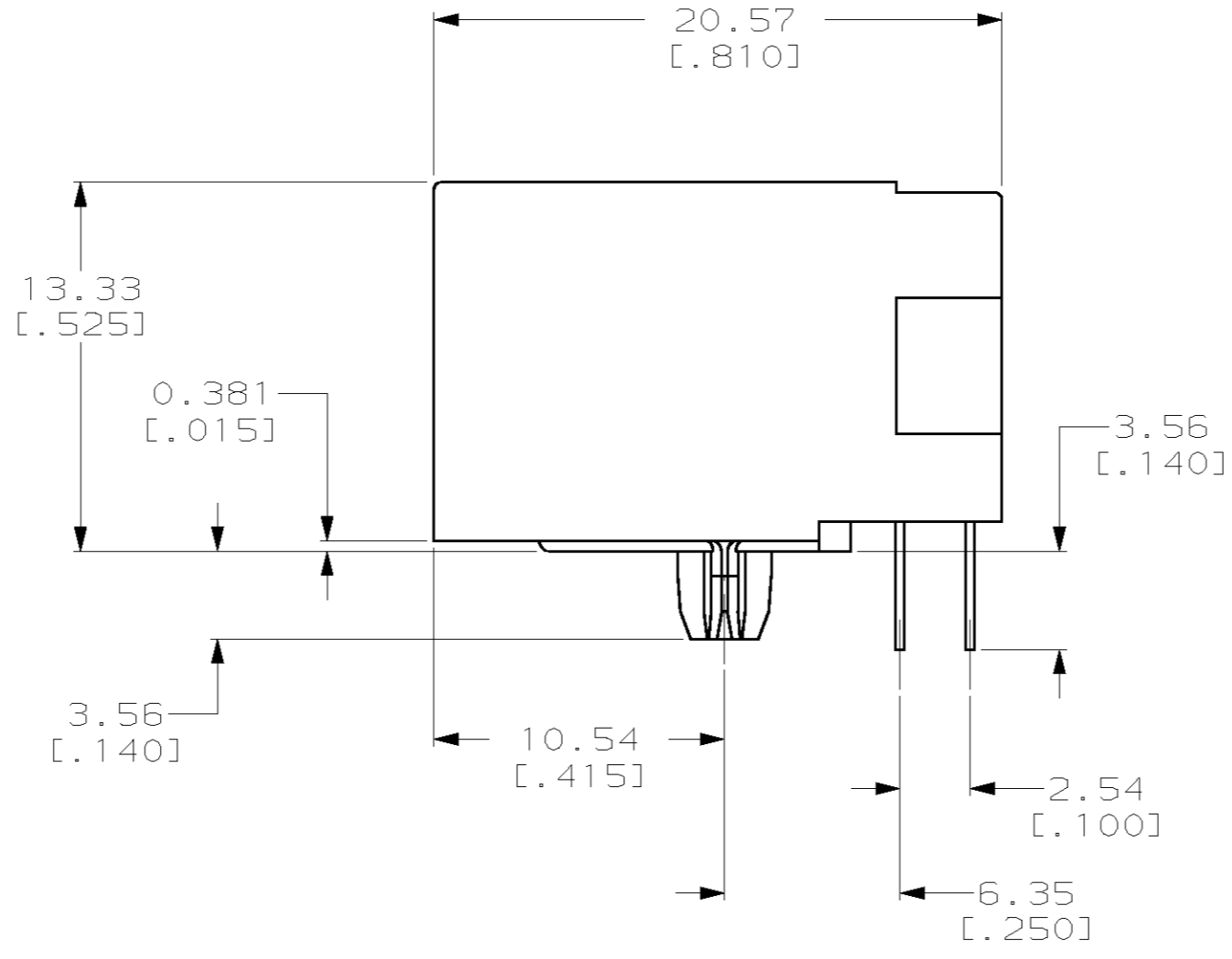
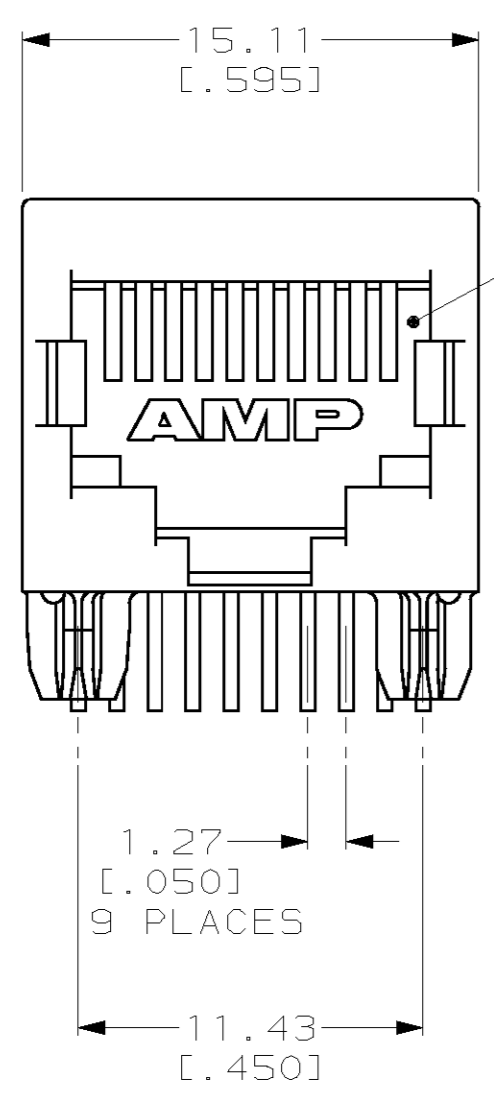
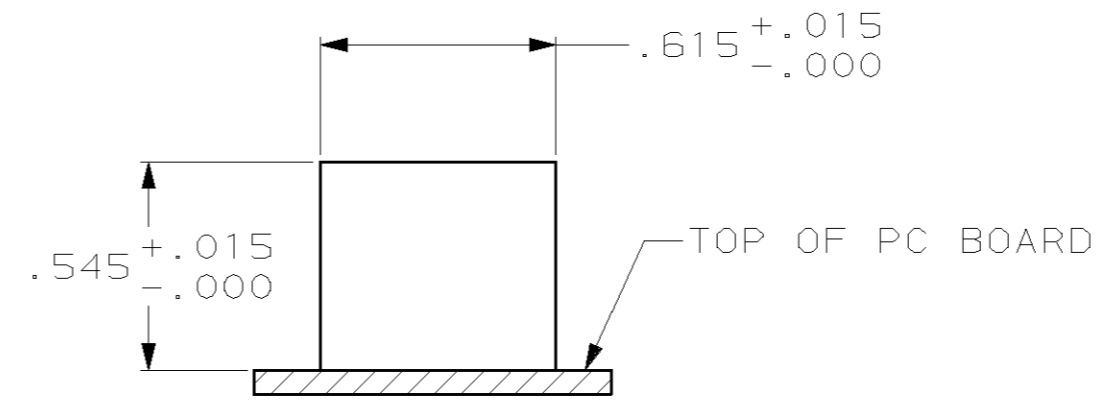
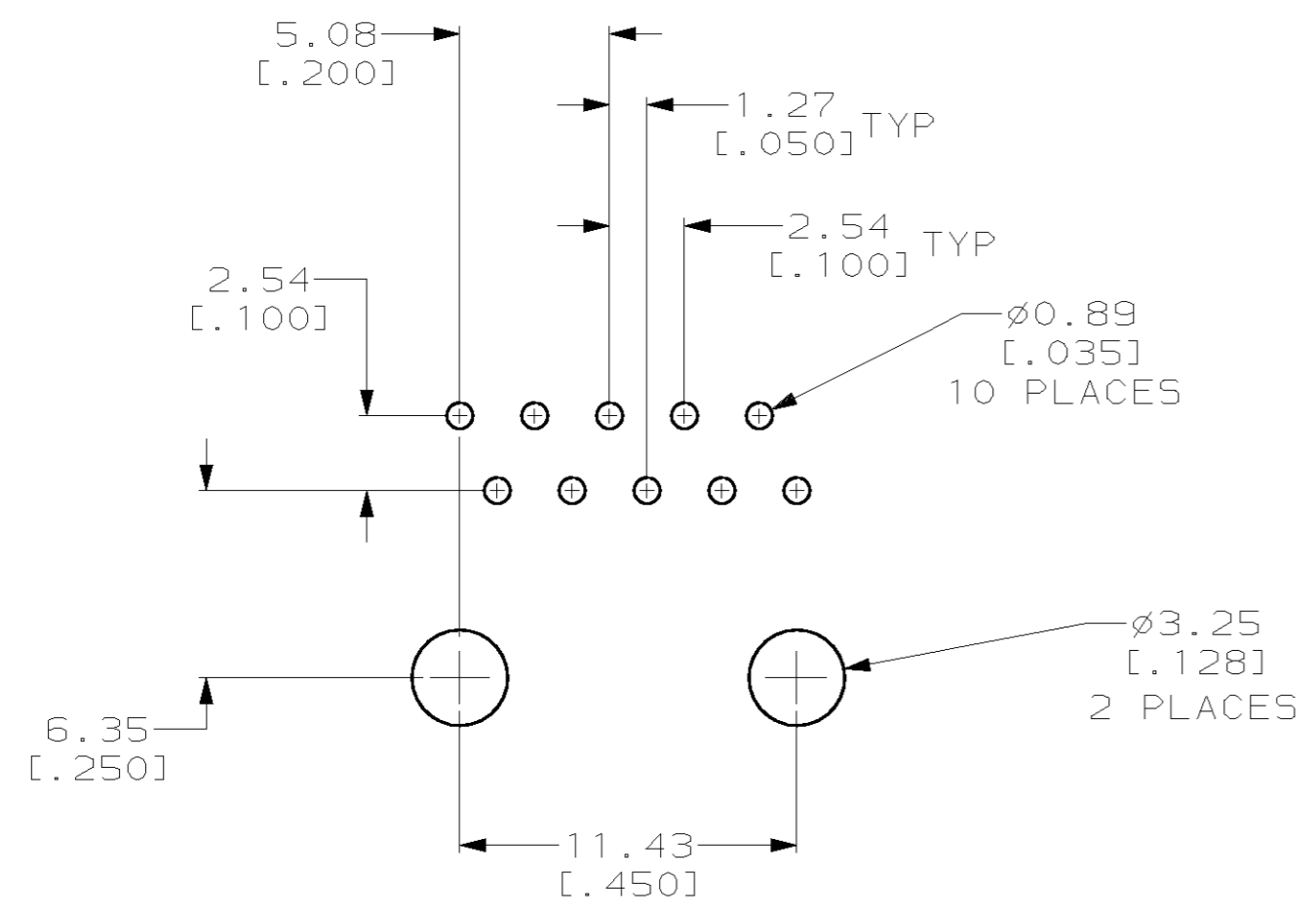


THIS DRAWING IS UNPUBLISHED.  
 RELEASED FOR PUBLICATION .19  
 BY AMP INCORPORATED. ALL RIGHTS RESERVED.

LOC	DIST	REVISIONS			
P	LTR	DESCRIPTION	DATE	DWN	APVD
AA	22	C	REVISED; EC 0U1C-0037-99	24AUG99	DLD/CMB



- ① MATERIAL: HOUSING - HTN NYLON, BLACK, IR REFLOW COMPATIBLE, UL 94V-0.  
 TERMINALS - 0.33[.013] THICK PHOS BRONZE PLATED WITH 1.27μm[.000050] MINIMUM THICK HARD GOLD IN LOCALIZED AREA AND 3.81μm[.000150] MINIMUM THICK TIN-LEAD IN SOLDER AREA OVER 1.27μm[.000050] MINIMUM THICK NICKEL UNDERPLATE.
- ② JACK CAVITY CONFORMS TO FCC RULES AND REGULATIONS, PART 68 SUBPART F.
- 3. DIMENSIONS ARE NOMINAL UNLESS OTHERWISE SPECIFIED.



SUGGESTED PANEL CUTOUT

SUGGESTED PC BOARD LAYOUT  
 VIEW SHOWN IS TOP OF PC BOARD  
 (COMPONENT SIDE)

558065-1  
 PART NUMBER

THIS DRAWING IS A CONTROLLED DOCUMENT FOR AMP INCORPORATED. IT IS SUBJECT TO CHANGE AND THE CONTROLLING ENGINEERING ORGANIZATION SHOULD BE CONTACTED FOR THE LATEST REVISION.		DWN S. MAYBERRY 20 JUL 93	AMP Incorporated Harrisburg, PA 17105-3608
DIMENSIONS: mm [INCHES]		CHK B. FOX 03 AUG 93	
TOLERANCES UNLESS OTHERWISE SPECIFIED: 0 PLC ±- 1 PLC ±- 2 PLC ±- 3 PLC ±0.13[.005] 4 PLC ±- ANGLES ±- FINISH		APVD G. REED 03 AUG 93	NAME MODULAR JACK ASSEMBLY, 10 POSITION, SIDE ENTRY, LOW PROFILE
MATERIAL		PRODUCT SPEC APPLICATION SPEC	SIZE A2
①		WEIGHT -	CAGE CODE 00779
①		CUSTOMER DRAWING	DRAWING NO. C-558065
		SCALE 4:1	SHEET 1 OF 1
			REV C

558065