

## Knife disconnect terminal block - PTT 1,5/S-L/MT BU - 3210342

Please be informed that the data shown in this PDF Document is generated from our Online Catalog. Please find the complete data in the user's documentation. Our General Terms of Use for Downloads are valid (<http://phoenixcontact.com/download>)



Knife disconnect terminal block, Connection type: Push-in connection, Cross section: 0.14 mm<sup>2</sup> - 1.5 mm<sup>2</sup>, AWG: 26 - 14, Nominal current: 9 A, Nominal voltage: 400 V, Length: 86 mm, Width: 3.5 mm, Color: blue, Assembly: NS 35/7,5, NS 35/15

### Product Features

- ✓ The Push-in connection terminal blocks are characterized by the system features of the CLIPLINE complete system and by easy and tool-free wiring of conductors with ferrules or solid conductors
- ✓ The compact design and front connection enable wiring in a confined space
- ✓ Convenient separation of circuits, thanks to lever-type disconnect knife
- ✓ Clear identification of the disconnect point, thanks to color highlighting



### Key Commercial Data

Packing unit	1 pc
Minimum order quantity	50 pc
Weight per Piece (excluding packing)	9.6 g
Custom tariff number	85369010
Country of origin	Poland

### Technical data

#### General

Number of levels	2
Number of connections	4
Nominal cross section	1.5 mm <sup>2</sup>
Color	blue
Insulating material	PA
Flammability rating according to UL 94	V0
Rated surge voltage	6 kV
Pollution degree	3
Overvoltage category	III

# Knife disconnect terminal block - PTT 1,5/S-L/MT BU - 3210342

## Technical data

### General

Insulating material group	I
Connection in acc. with standard	IEC 60947-7-1
Maximum load current	9 A
Nominal current $I_N$	9 A
Nominal voltage $U_N$	400 V
Open side panel	ja

### Dimensions

Width	3.5 mm
End cover width	0.8 mm
Length	86 mm
Height	41.10 mm
Height NS 35/7,5	42.6 mm
Height NS 35/15	50.1 mm

### Connection data

Connection method	Push-in connection
Connection in acc. with standard	IEC 60947-7-1
Conductor cross section solid min.	0.14 mm <sup>2</sup>
Conductor cross section solid max.	1.5 mm <sup>2</sup>
Conductor cross section AWG min.	26
Conductor cross section AWG max.	14
Conductor cross section flexible min.	0.14 mm <sup>2</sup>
Conductor cross section flexible max.	1.5 mm <sup>2</sup>
Min. AWG conductor cross section, flexible	26
Max. AWG conductor cross section, flexible	14
Conductor cross section flexible, with ferrule without plastic sleeve min.	0.14 mm <sup>2</sup>
Conductor cross section flexible, with ferrule without plastic sleeve max.	1.5 mm <sup>2</sup>
Conductor cross section flexible, with ferrule with plastic sleeve min.	0.14 mm <sup>2</sup>
Conductor cross section flexible, with ferrule with plastic sleeve max.	1 mm <sup>2</sup>
Stripping length	8 mm ... 10 mm
Internal cylindrical gage	A1 / B1

### Classifications

eCl@ss

eCl@ss 5.1	27141120
eCl@ss 6.0	27141120

# Knife disconnect terminal block - PTT 1,5/S-L/MT BU - 3210342

## Classifications

eCl@ss

eCl@ss 8.0	27141126
------------	----------

ETIM

ETIM 4.0	EC000902
ETIM 5.0	EC000902

## Approvals

Approvals

---

Approvals

UL Recognized / cUL Recognized / CSA / cULus Recognized

---


Ex Approvals


---

Approvals submitted

---


## Approval details

UL Recognized 			
		B	C
mm <sup>2</sup> /AWG/kcmil	26-16	26-16	
Nominal current I <sub>N</sub>	10 A	10 A	
Nominal voltage U <sub>N</sub>	300 V	300 V	

cUL Recognized 			
		B	C
mm <sup>2</sup> /AWG/kcmil	26-16	26-16	
Nominal current I <sub>N</sub>	10 A	10 A	
Nominal voltage U <sub>N</sub>	300 V	300 V	

# Knife disconnect terminal block - PTT 1,5/S-L/MT BU - 3210342

## Approvals

CSA 			
	B	C	
	mm <sup>2</sup> /AWG/kcmil	26-16	26-16
	Nominal current I <sub>N</sub>	10 A	10 A
	Nominal voltage U <sub>N</sub>	300 V	300 V

cULus Recognized 
--

## Drawings

Circuit diagram

