

MATERIAL NUMBER	# OF COLUMNS	# OF DIFF PAIR	DIM "A" MAX	DIM "B"	PTH $\phi$
76560-11**	10	60	19.00	17.10	0.46 $\pm$ 0.05
76560-17**	14	84	26.60	24.70	0.46 $\pm$ 0.05
76560-16**	16	96	30.40	28.50	0.46 $\pm$ 0.05
76560-11**	10	60	19.00	17.10	0.39 $\pm$ 0.05
76560-17**	14	84	26.60	24.70	0.39 $\pm$ 0.05
76560-16**	16	96	30.40	28.50	0.39 $\pm$ 0.05

**76560-\*\*\*\***


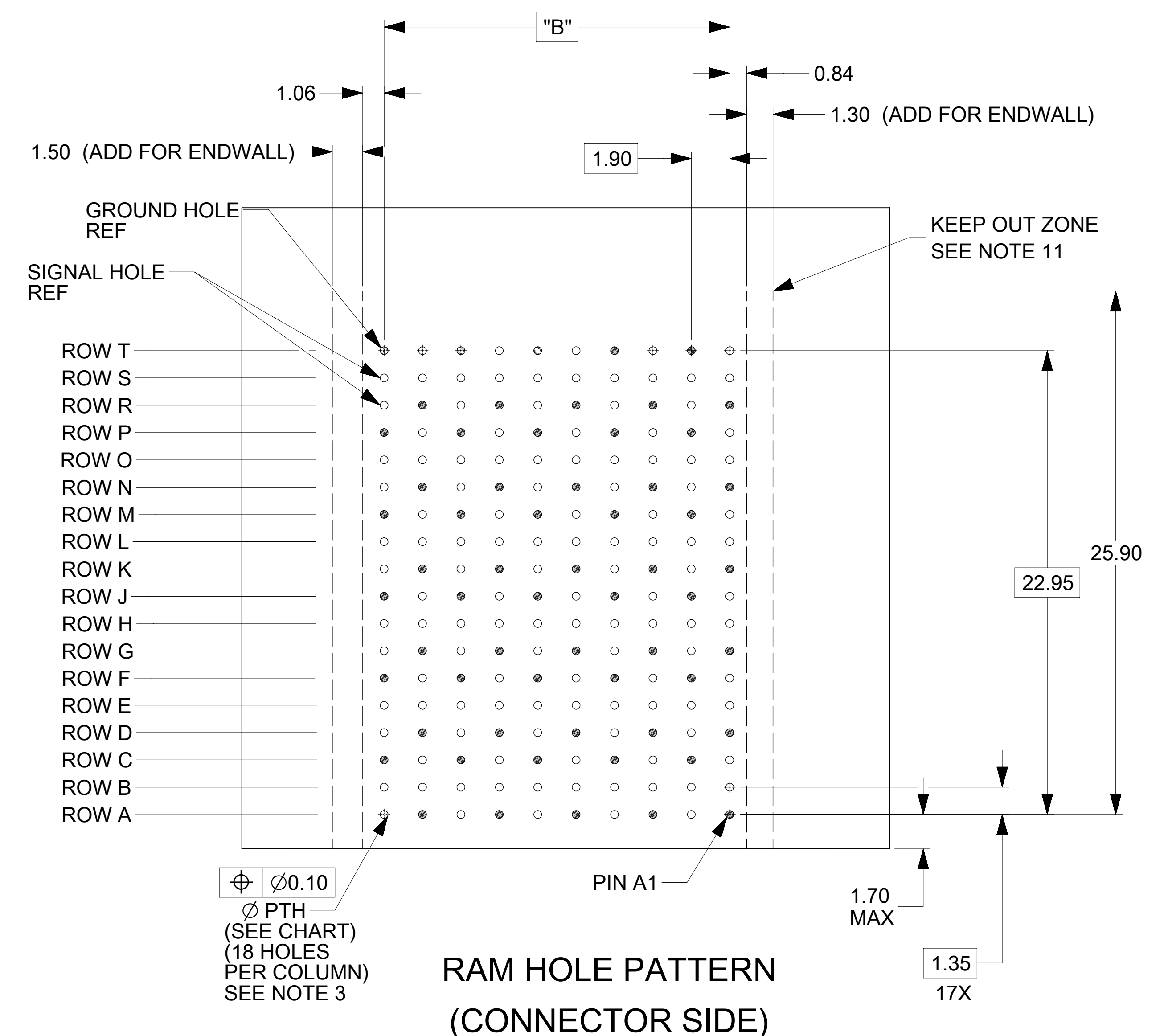
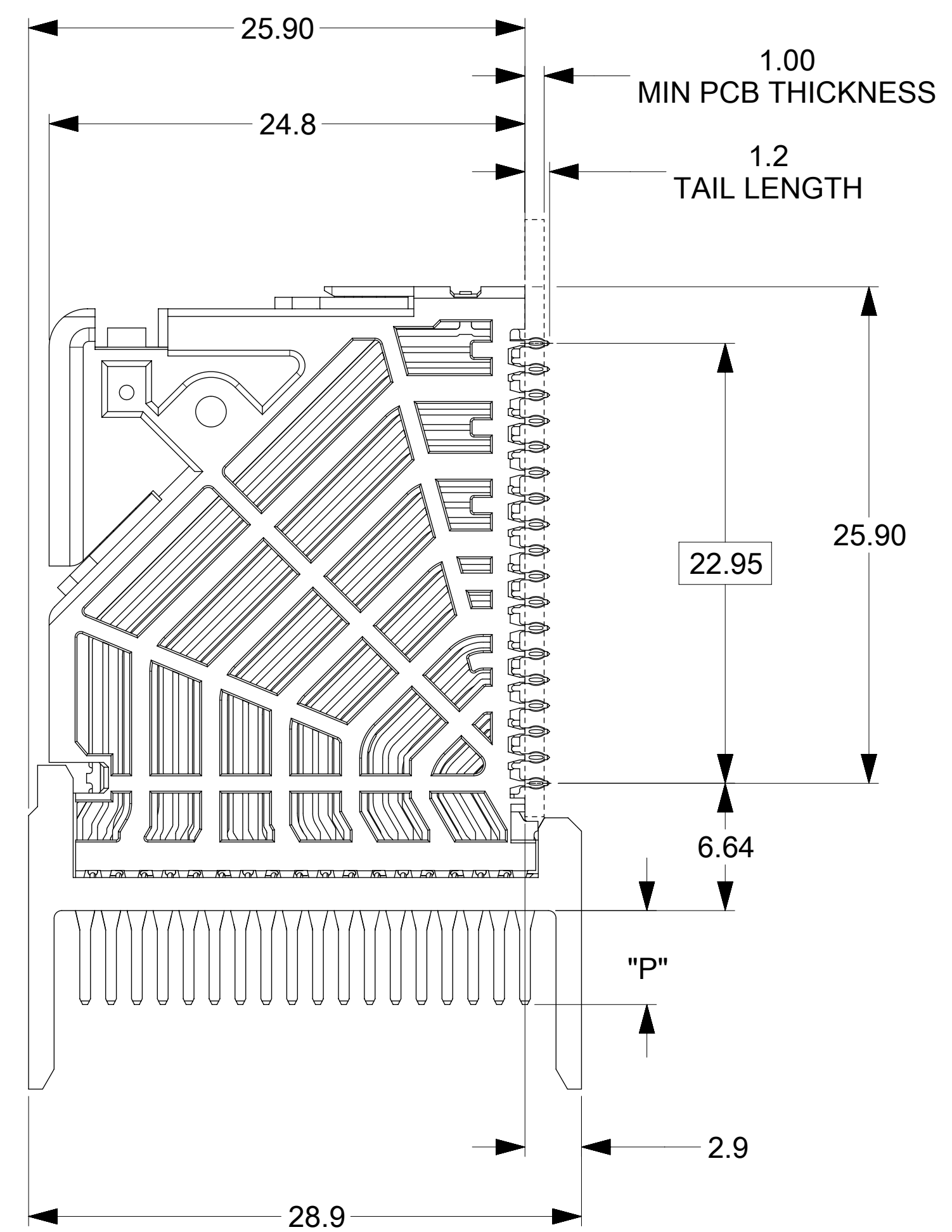
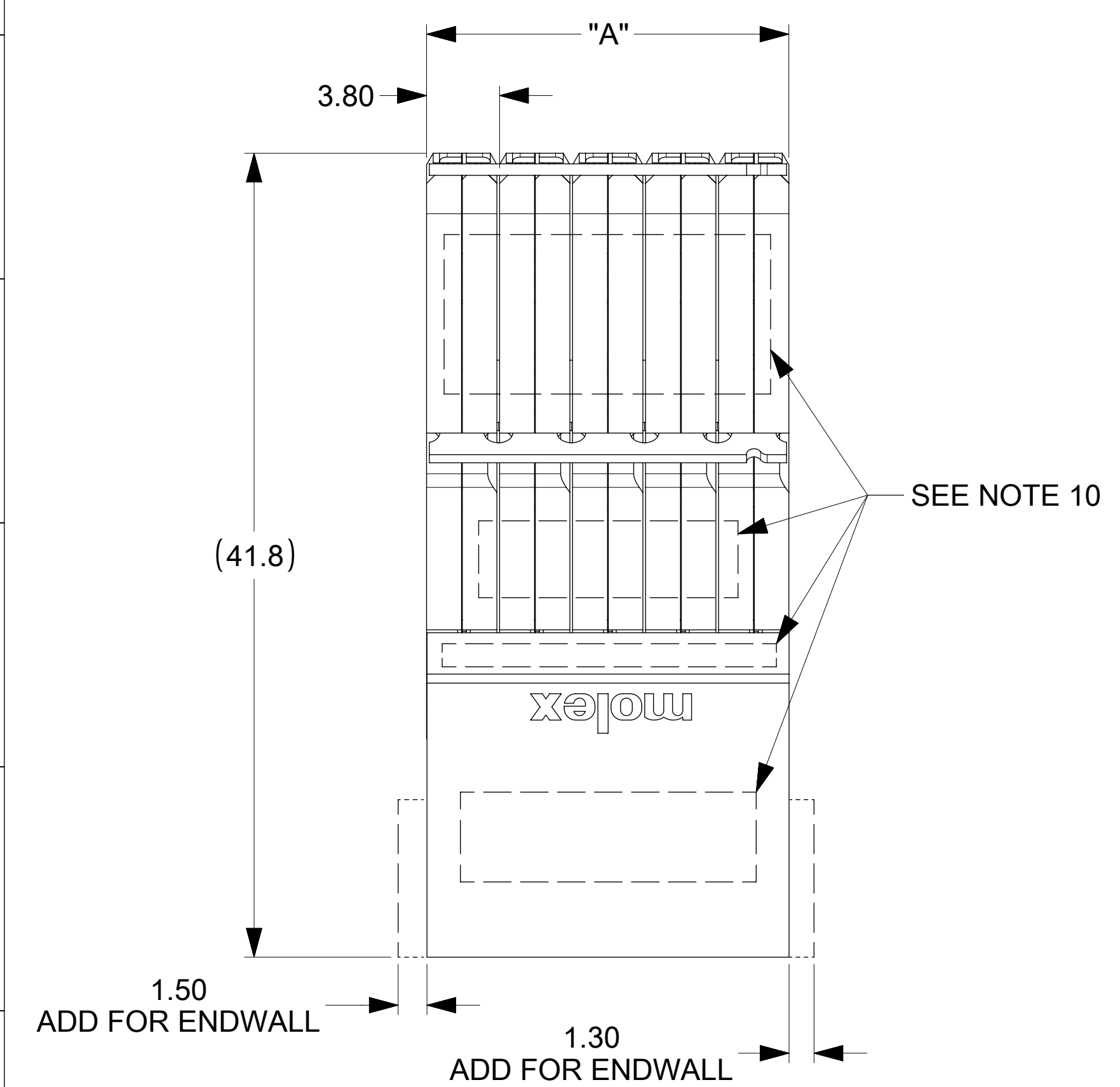
MODULE TYPE  
1 = UNGUIDED, LEAD-FREE

PIN LENGTH (P)  
4 = 4.90 (0.46 PTH)  
5 = 5.50 (0.46 PTH)  
7 = 4.90 (0.39 PTH)  
8 = 5.50 (0.39 PTH)

# OF COLUMNS  
1 = 10 COLUMNS  
6 = 16 COLUMNS  
7 = 14 COLUMNS

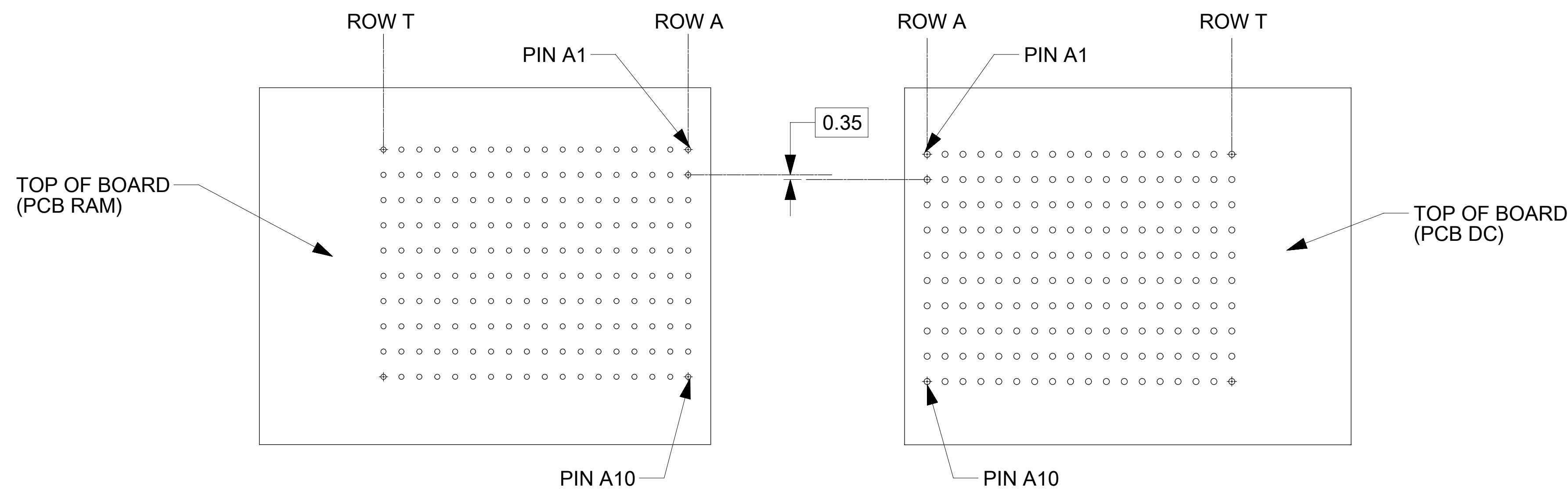
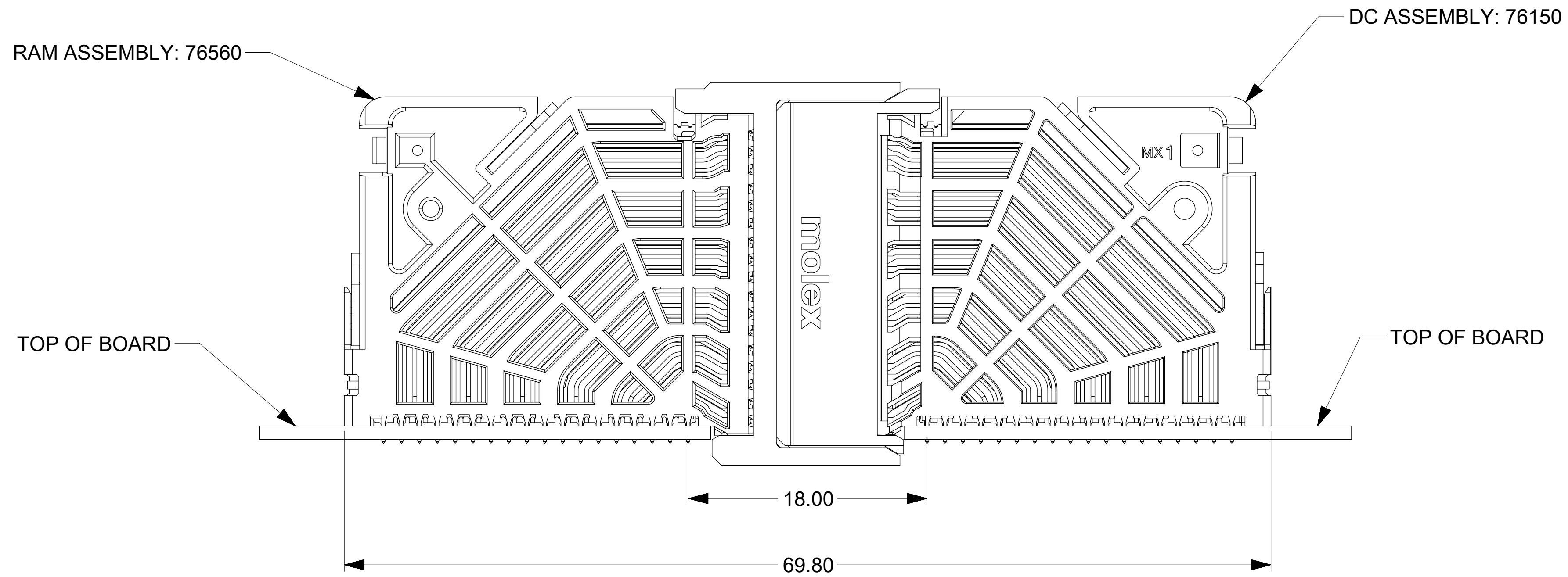
END WALL OPTIONS  
0 = OPEN  
1 = LEFT END WALL  
2 = DUAL END WALL  
3 = RIGHT END WALL

- NOTES:
- MATERIALS: HOUSING - LIQUID CRYSTAL POLYMER (LCP), GLASS-FILLED, UL94V-0  
TERMINALS - HIGH PERFORMANCE COPPER ALLOY
  - FINISH: 30 $\mu$ IN SELECTIVE GOLD IN CONTACT AREA, SELECTIVE TIN ON PCB TAILS, NICKEL OVERALL.
  - REFER TO MOLEX PRODUCT SPECIFICATION PS-76060-999 FOR PERFORMANCE SPECIFICATIONS AND ADDITIONAL PCB INFORMATION.
  - EACH SIGNAL WAFER CONTAINS 2 COLUMNS OF TERMINALS.
  - PRODUCT IS PACKAGED PER PK-70873-777.
  - THIS PART CONFORMS TO CLASS B REQUIREMENTS OF COSMETIC SPEC PS-45499-002.
  - REFER TO MOLEX SALES DRAWING SD-76150-001 FOR THE MATING RECEPTACLES.
  - REFER TO MOLEX PCB ROUTING GUIDE AS-76060-990 FOR ANTIPAD AND ROUTING RECOMMENDATIONS.
  - OPEN WALL VERSION SHOWN FOR CLARITY. SEE PCB LAYOUT FOR OVERALL LENGTH ADDITION ON THE ASSEMBLIES WITH ENDWALLS.
  - MARKING: LOCATED APPROXIMATELY AS SHOWN. PART NUMBER AND DATE CODE.
  - THESE DIMENSIONS REPRESENT THE AREA NEEDED TO ACCOMMODATE CONNECTOR INSERTION AND REPAIR ON THE PCB. THIS IS REFERRED TO AS THE "CONNECTOR KEEP OUT ZONE" AND DOES NOT REPRESENT THE ACTUAL PERIMETER OF THE CONNECTOR.

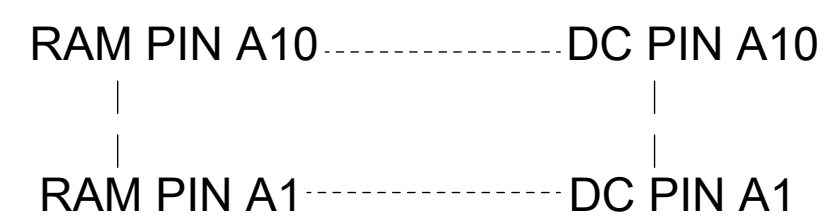


SYMBOLS	THIS DRAWING CONTAINS INFORMATION THAT IS PROPRIETARY TO MOLEX ELECTRONIC TECHNOLOGIES, LLC AND SHOULD NOT BE USED WITHOUT WRITTEN PERMISSION		
	DIMENSION UNITS	SCALE	CURRENT REV DESC: CORRECT PIN CALLOUTS
$\nabla = 0$	mm	4:1	
$\nabla = 0$	GENERAL TOLERANCES (UNLESS SPECIFIED)		
$\nabla = 0$	ANGULAR TOL $\pm$ 0.5°		
$\nabla = 0$	4 PLACES	$\pm$	EC NO: 607222
$\nabla = 0$	3 PLACES	$\pm$	DRWN: DVARVARA 2018/11/06
$\nabla = 0$	2 PLACES	$\pm$ 0.13	CHK'D: DMORGAN 2018/11/06
$\nabla = 0$	1 PLACE	$\pm$ 0.25	APPR: DMORGAN 2018/11/06
$\nabla = 0$	0 PLACES	$\pm$	INITIAL REVISION:
$\nabla = 0$	DRAFT WHERE APPLICABLE MUST REMAIN WITHIN DIMENSIONS		
$\nabla = 0$	THIRD ANGLE PROJECTION	DRAWING	SERIES
		D-SIZE	76560
DOCUMENT NUMBER		DOC TYPE	DOC PART
SD-76560-9001		PSD	001
REVISION		A2	
MATERIAL NUMBER		CUSTOMER	
SEE TABLE		GENERAL MARKET	
SHEET NUMBER		1 OF 2	

# COPLANER APPLICATION



## COPLANER MATED SIGNAL PATHS



SYMBOLS	THIS DRAWING CONTAINS INFORMATION THAT IS PROPRIETARY TO MOLEX ELECTRONIC TECHNOLOGIES, LLC AND SHOULD NOT BE USED WITHOUT WRITTEN PERMISSION		
	DIMENSION UNITS	SCALE	CURRENT REV DESC: CORRECT PIN CALLOUTS
▽ = 0	mm	4:1	EC NO: 607222 DRWN: DVARVARA 2018/11/06 CHK'D: DMORGAN 2018/11/06 APPR: DMORGAN 2018/11/06 INITIAL REVISION: DRWN: JGONZALEZ01 2014/11/24 APPR: TELO 2016/01/10
▽ = 0	GENERAL TOLERANCES (UNLESS SPECIFIED)		
▽ = 0	ANGULAR TOL ± 0.5°		
▽ = 0	4 PLACES	±	
▽ = 0	3 PLACES	±	
▽ = 0	2 PLACES	± 0.13	DOCUMENT NUMBER <b>SD-76560-9001</b>
▽ = 0	1 PLACE	± 0.25	
▽ = 0	0 PLACES	±	DOC PART 001
☒ = 0	DRAFT WHERE APPLICABLE MUST REMAIN WITHIN DIMENSIONS		REVISION <b>A2</b>
▽ = 0	THIRD ANGLE PROJECTION	DRAWING	SHEET NUMBER 2 OF 2
		SERIES <b>D-SIZE 76560</b>	MATERIAL NUMBER SEE TABLE
			CUSTOMER GENERAL MARKET