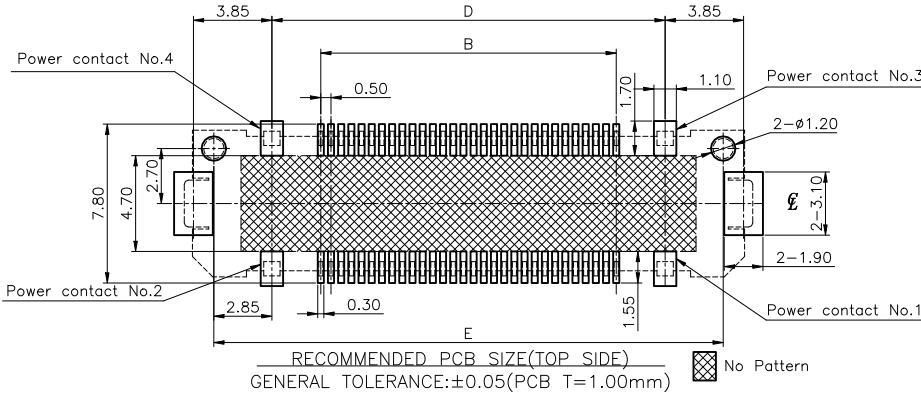
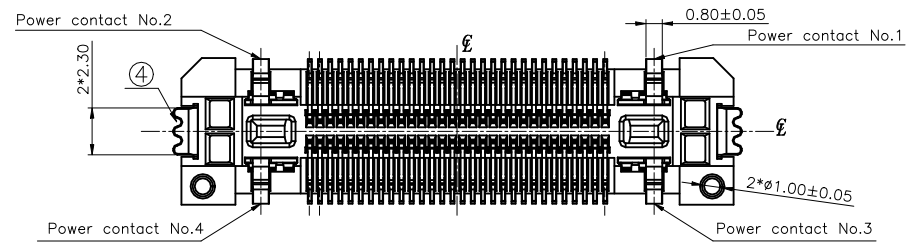
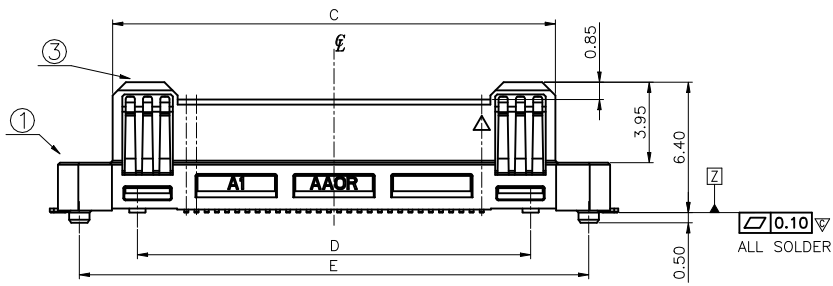
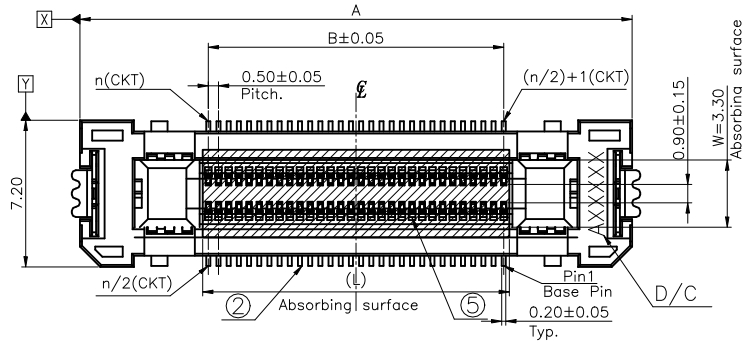
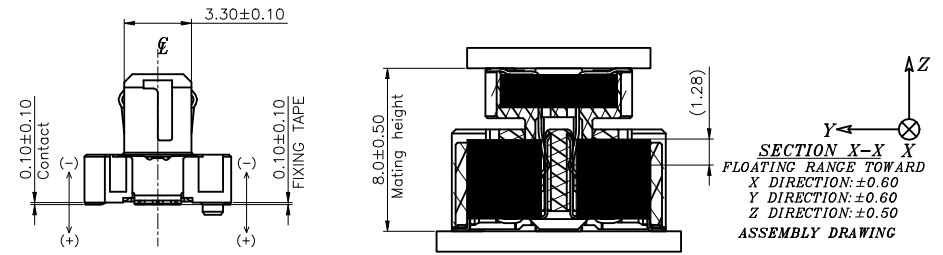


Halogen free

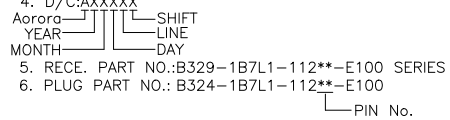


REV.	ECR/ECN No.	DESCRIPTION	DRAWN/DATE	CHECKED/DATE	APPROVED/DATE
A	/	New Release	SH Chen 2022-02-24	May 2022-02-24	Rain 2022-02-24

NO.	COMPONENTS	MATERIALS	SPECIFICATION:FINISH/COLOR	QTY.
1	HOUSING	GLASS FILLED LCP, UL94V-0	BLACK	1
2	SIGNAL CONTACT	COPPER ALLOY T=0.15mm	ALL OVER Ni UNDER PLATING:40u''~120u'' CONTACT AREA: Au 4u'' MIN. SOLDER AREA: Au 2u''Min.	N
3	POWER CONTACT	COPPER ALLOY T=0.20mm	ALL OVER Ni UNDER PLATING:40u''~120u'' CONTACT AREA: Au 4u'' MIN. SOLDER AREA: Au 2u''Min.	4
4	FIXING TAP	COPPER ALLOY T=0.20mm	ALL OVER Ni UNDER PLATING:40u''~120u'' SOLDER AREA: Au 2u''Min.	2
5	MYLAR	THERMOSTABLE T=0.10mm	YELLOW	1

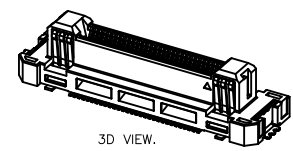


- NOTES:
- BURRS OF CONTACT AREA ARE NOT ALLOW AND INTERPOSITION AREA SHOULD BE 0.03MM MAX.
 - "▽" MARK IS CRITICAL CHARACTERISTIC DIMENSION.
 - ALL MATERIAL MUST BE COMPLY RoHS.
 - D/C:AXXXXX
 - RECE. PART NO.:B329-1B7L1-112**-E100 SERIES
 - PLUG PART NO.: B324-1B7L1-112**-E100



DIMENSION LIST:

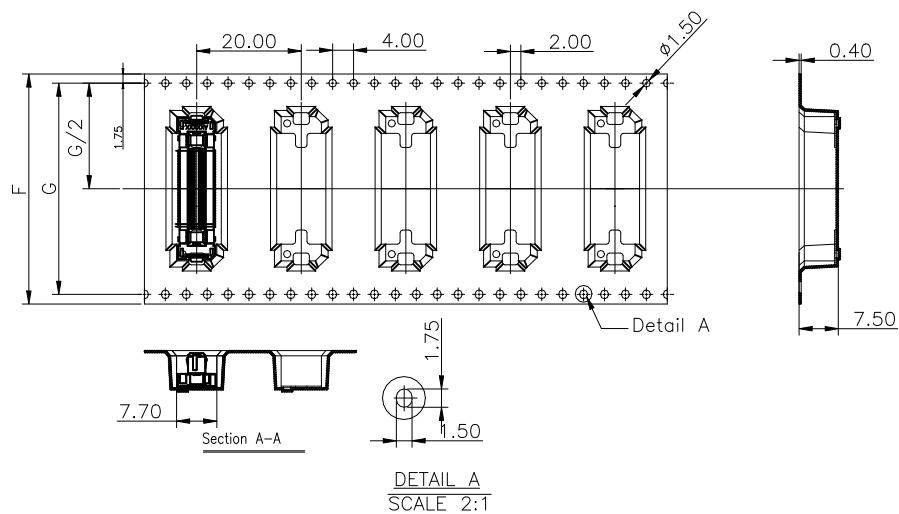
PIN No.	A	B	C	D	E	L
20	17.10	4.50	11.73	9.30	15.00	5.15
40	22.10	9.50	16.73	14.30	20.00	10.15
60	27.10	14.50	21.73	19.30	25.00	15.15
80	32.10	19.50	26.73	24.30	30.00	20.15
A0(100)	37.10	24.50	31.73	29.30	35.00	25.15
B0(120)	42.10	29.50	36.73	34.30	40.00	30.15
D0(140)	47.10	34.50	41.73	39.30	45.00	35.15



UNLESS OTHERWISE SPECIFIED TOLERANCES		ANGLE OF PROJECTION		 Amphenol Aorora Technology (Huizhou) Co.,Ltd
X.	±0.30	X. '	± 5'	
X.X	±0.25	X.X '	± 4'	DOC TYP Customer Drw
X.XX	±0.20	X.XX '	± 3'	
X.XXX	±0.15	X.XXX '	± 2'	DRAWN DATE SH Chen 2022-02-24
LINEAR DIMS		ANGLES DIMS		DESIGN DATE SH Chen 2022-02-24
DWG NO.:	A-S0739			CHECKED DATE May 2022-02-24
MATERIAL	SEE NOTES			APPROVED DATE Rain 2022-02-24
FINISHED	SEE NOTES			TITLE: 0.5mm Pitch Floating BTB Plug connector
		SIZE	PART NUMBER:	REV.
		A4	B324-1B7L1-112**-E100	A
SCALE	4:1	UNIT : mm	SHEET 1 OF 2	

This document is the property of and embodies CONFIDENTIAL and PROPRIETARY information of AOR. No part of the information shown on this document may be used in any way or disclosed to others without the written consent of AOR. © 2019 AOR

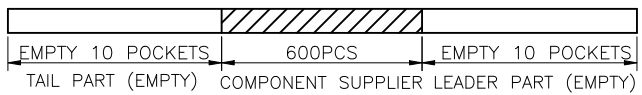
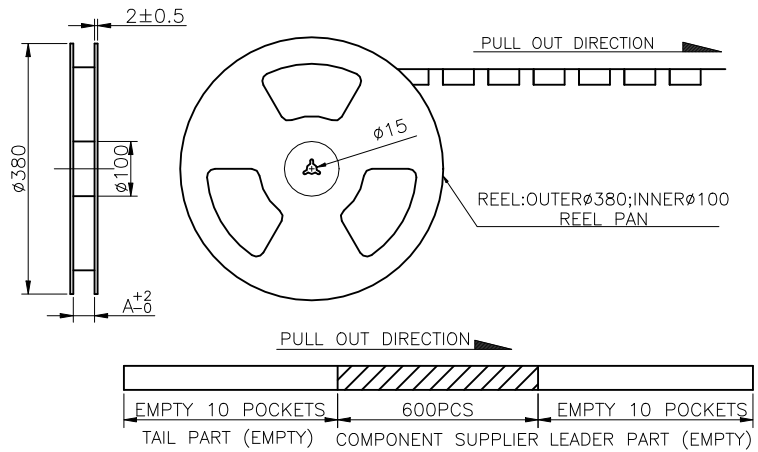
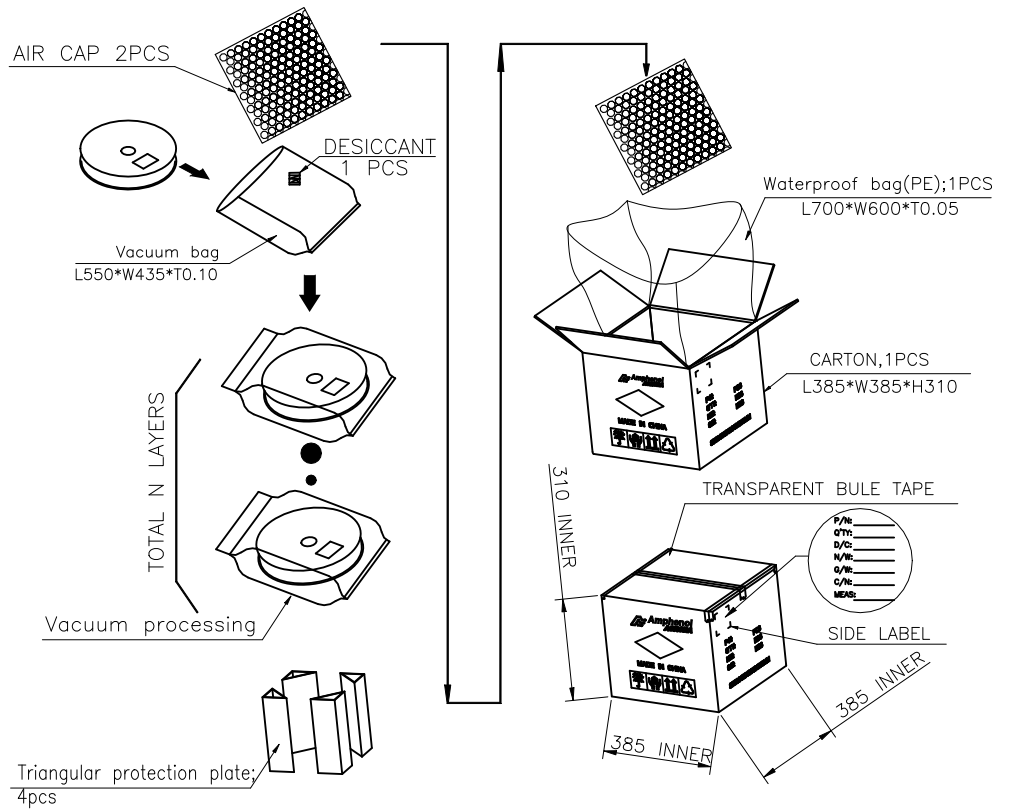
PULL OUT DIRECTION



DETAIL A SCALE 2:1

5. QTY LIST:

DIM NO.	20pin	40pin	60pin	80pin	100pin	120pin	140pin
F	44.00	44.00	44.00	52.00	52.00	72.00	72.00
G	40.40	40.40	40.40	50.40	50.40	68.40	68.40
N	6	6	6	5	5	4	4
TOTAL(PCS)	3600	3600	3600	3000	3000	2400	2400



- NOTES:
- MATERIAL:
 - CARRY TAPE:HIPS,T=0.50mm,CLEAR
 - REEL:HIPS,BLUE.
 - SHIM:PE,CLEAR.
 - PRIMARY PACKING:600PCS/REEL.
 - SECONDARY PACKING:"N"REELS/CARTON ("TOTAL"=N*600/CARTON).
 - PEELING RESISTANCE: 0.4N~1.4N(40~140gf);
PEELING ANGLE: 165°~180°;
PEELING SPEED: 300mm/minutes.

UNLESS OTHERWISE SPECIFIED TOLERANCES			ANGLE OF PROJECTION		Amphenol AORORA			
X.	± 0.30	X. *	$\pm 5'$			Amphenol Aorora Technology (Huizhou) Co.,Ltd		
X.X	± 0.25	X.X *	$\pm 4'$			TITLE: 0.5mm Pitch Floating BTB Plug connector		
X.XX	± 0.20	X.XX *	$\pm 3'$	DOC TYP Customer Drw		PART NUMBER: B324-1B7L1-112**-E100		
X.XXX	± 0.15	X.XXX *	$\pm 2'$	DRAWN DATE SH Chen 2022-02-24		REV. A		
LINEAR DIMS	ANGLES DIMS		DESIGN DATE SH Chen 2022-02-24		SIZE A4		SHEET 2 OF 2	
DWG NO.:	A-S0739		CHECKED DATE May 2022-02-24		SCALE 1:1		UNIT : mm	
MATERIAL	SEE NOTES		APPROVED DATE Rain 2022-02-24		SHEET 2 OF 2			
FINISHED	SEE NOTES							

Amphenol AORORA

This document is the property of and embodies CONFIDENTIAL and PROPRIETARY information of AOR. No part of the information shown on this document may be used in any way or disclosed to others without the written consent of AOR. © 2019 AOR