

CMPDM7003**SURFACE MOUNT SILICON
N-CHANNEL
ENHANCEMENT-MODE
MOSFET****SOT-23 CASE**www.centrasemi.com**DESCRIPTION:**

The CENTRAL SEMICONDUCTOR CMPDM7003 is an N-Channel enhancement-mode MOSFET manufactured by the N-Channel DMOS Process, designed for high speed pulsed amplifier and driver applications. This MOSFET offers low $r_{DS(ON)}$ and ESD protection up to 2kV.

MARKING CODE: C7003**FEATURES:**

- ESD protection up to 2kV
- Low $r_{DS(ON)}$
- Low $V_{DS(ON)}$
- Low threshold voltage
- Fast switching
- Logic level compatibility

APPLICATIONS:

- Load/Power switches
- Power supply converter circuits
- Battery powered portable equipment

MAXIMUM RATINGS: ($T_A=25^\circ\text{C}$)

Drain-Source Voltage
Drain-Gate Voltage
Gate-Source Voltage
Continuous Drain Current
Maximum Pulsed Drain Current
Power Dissipation
Operating and Storage Junction Temperature
Thermal Resistance

SYMBOL

V_{DS}	50
V_{DG}	50
V_{GS}	12
I_D	280
I_{DM}	1.5
P_D	350
T_J, T_{stg}	-65 to +150
θ_{JA}	357

UNITS

V
V
V
mA
A
mW
$^\circ\text{C}$
$^\circ\text{C/W}$

ELECTRICAL CHARACTERISTICS: ($T_A=25^\circ\text{C}$ unless otherwise noted)

SYMBOL	TEST CONDITIONS	MIN	TYP	MAX	UNITS
I_{GSSF}, I_{GSSR}	$V_{GS}=5.0\text{V}$			100	nA
I_{GSSF}, I_{GSSR}	$V_{GS}=10\text{V}$			2.0	μA
I_{GSSF}, I_{GSSR}	$V_{GS}=12\text{V}$			2.0	μA
I_{DSS}	$V_{DS}=50\text{V}, V_{GS}=0$			50	nA
BV_{DSS}	$V_{GS}=0, I_D=10\mu\text{A}$	50			V
$V_{GS(th)}$	$V_{DS}=V_{GS}, I_D=250\mu\text{A}$	0.49		1.0	V
V_{SD}	$V_{GS}=0, I_S=115\text{mA}$			1.4	V
$r_{DS(ON)}$	$V_{GS}=1.8\text{V}, I_D=50\text{mA}$		1.6	3.0	Ω
$r_{DS(ON)}$	$V_{GS}=2.5\text{V}, I_D=50\text{mA}$		1.3	2.5	Ω
$r_{DS(ON)}$	$V_{GS}=5.0\text{V}, I_D=50\text{mA}$		1.1	2.0	Ω
g_{FS}	$V_{DS}=10\text{V}, I_D=200\text{mA}$	200			mS
C_{rss}	$V_{DS}=25\text{V}, V_{GS}=0, f=1.0\text{MHz}$			5.0	pF
C_{iss}	$V_{DS}=25\text{V}, V_{GS}=0, f=1.0\text{MHz}$			60	pF
C_{oss}	$V_{DS}=25\text{V}, V_{GS}=0, f=1.0\text{MHz}$			25	pF
$Q_{g(tot)}$	$V_{DS}=25\text{V}, V_{GS}=4.5\text{V}, I_D=100\text{mA}$		0.764		nC
Q_{gs}	$V_{DS}=25\text{V}, V_{GS}=4.5\text{V}, I_D=100\text{mA}$		0.148		nC
Q_{gd}	$V_{DS}=25\text{V}, V_{GS}=4.5\text{V}, I_D=100\text{mA}$		0.156		nC

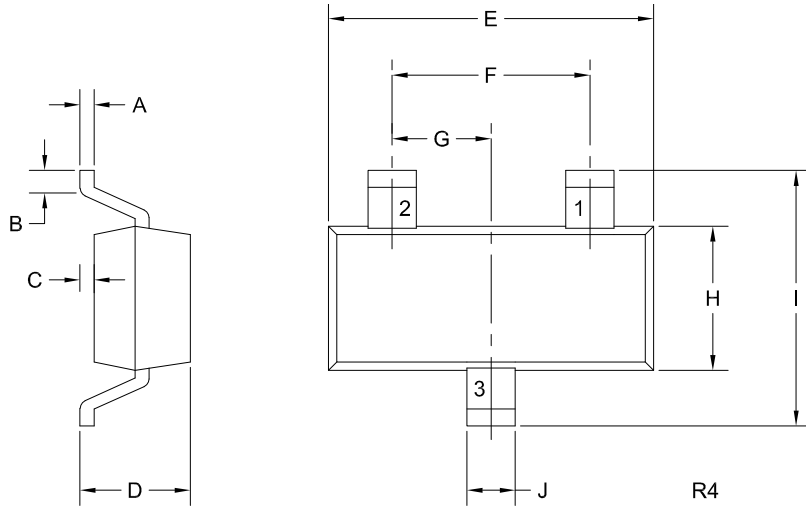
R3 (28-September 2021)

CMPDM7003

SURFACE MOUNT SILICON
N-CHANNEL
ENHANCEMENT-MODE
MOSFET



SOT-23 CASE - MECHANICAL OUTLINE



LEAD CODE:

- 1) Gate
- 2) Source
- 3) Drain

MARKING CODE: C7003

DIMENSIONS				
SYMBOL	INCHES		MILLIMETERS	
	MIN	MAX	MIN	MAX
A	0.003	0.007	0.08	0.18
B	0.006	-	0.15	-
C	-	0.005	-	0.13
D	0.035	0.044	0.89	1.12
E	0.110	0.120	2.80	3.05
F	0.075		1.90	
G	0.037		0.95	
H	0.047	0.055	1.19	1.40
I	0.083	0.104	2.10	2.64
J	0.014	0.020	0.35	0.50

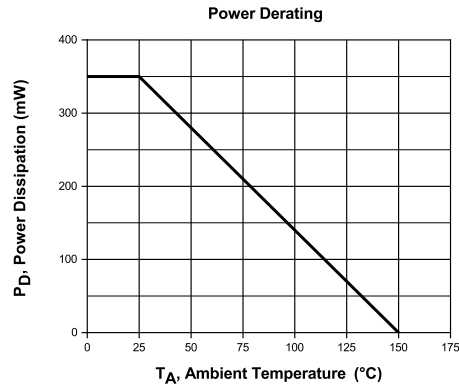
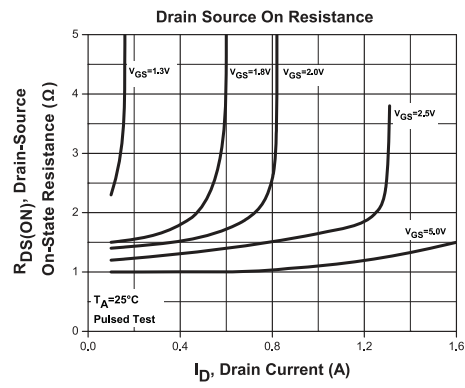
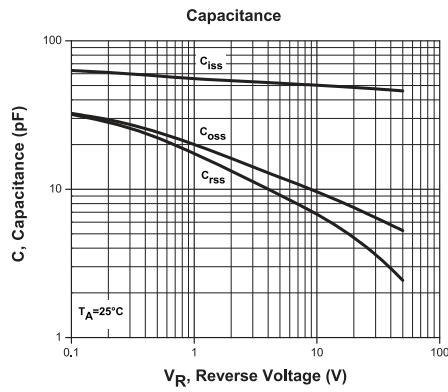
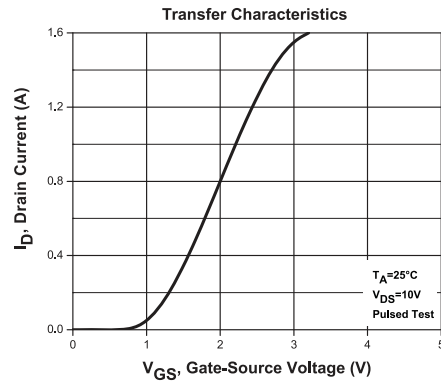
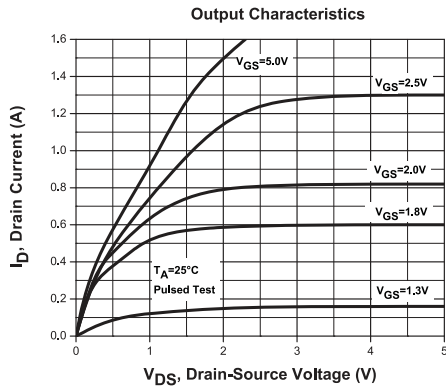
SOT-23 (REV: R4)

R3 (28-September 2021)

CMPDM7003
SURFACE MOUNT SILICON
N-CHANNEL
ENHANCEMENT-MODE
MOSFET



TYPICAL ELECTRICAL CHARACTERISTICS



R3 (28-September 2021)

OUTSTANDING SUPPORT AND SUPERIOR SERVICES



PRODUCT SUPPORT

Central's operations team provides the highest level of support to insure product is delivered on-time.

- Supply management (Customer portals)
- Inventory bonding
- Consolidated shipping options
- Custom bar coding for shipments
- Custom product packing

DESIGNER SUPPORT/SERVICES

Central's applications engineering team is ready to discuss your design challenges. Just ask.

- Free quick ship samples (2nd day air)
- Online technical data and parametric search
- SPICE models
- Custom electrical curves
- Environmental regulation compliance
- Customer specific screening
- Up-screening capabilities
- Special wafer diffusions
- PbSn plating options
- Package details
- Application notes
- Application and design sample kits
- Custom product and package development

REQUESTING PRODUCT PLATING

1. If requesting Tin/Lead plated devices, add the suffix "TIN/LEAD" to the part number when ordering (example: 2N2222A TIN/LEAD).
2. If requesting Lead (Pb) Free plated devices, add the suffix "PBFREE" to the part number when ordering (example: 2N2222A PBFREE).

CONTACT US

Corporate Headquarters & Customer Support Team

Central Semiconductor Corp.
145 Adams Avenue
Hauppauge, NY 11788 USA
Main Tel: (631) 435-1110
Main Fax: (631) 435-1824
Support Team Fax: (631) 435-3388
www.centrasemi.com

Worldwide Field Representatives:
www.centrasemi.com/wwreps

Worldwide Distributors:
www.centrasemi.com/wwdistributors

For the latest version of Central Semiconductor's **LIMITATIONS AND DAMAGES DISCLAIMER**, which is part of Central's Standard Terms and Conditions of sale, visit: www.centrasemi.com/terms