



MATE-N-LOK | Mini-Universal MATE-N-LOK

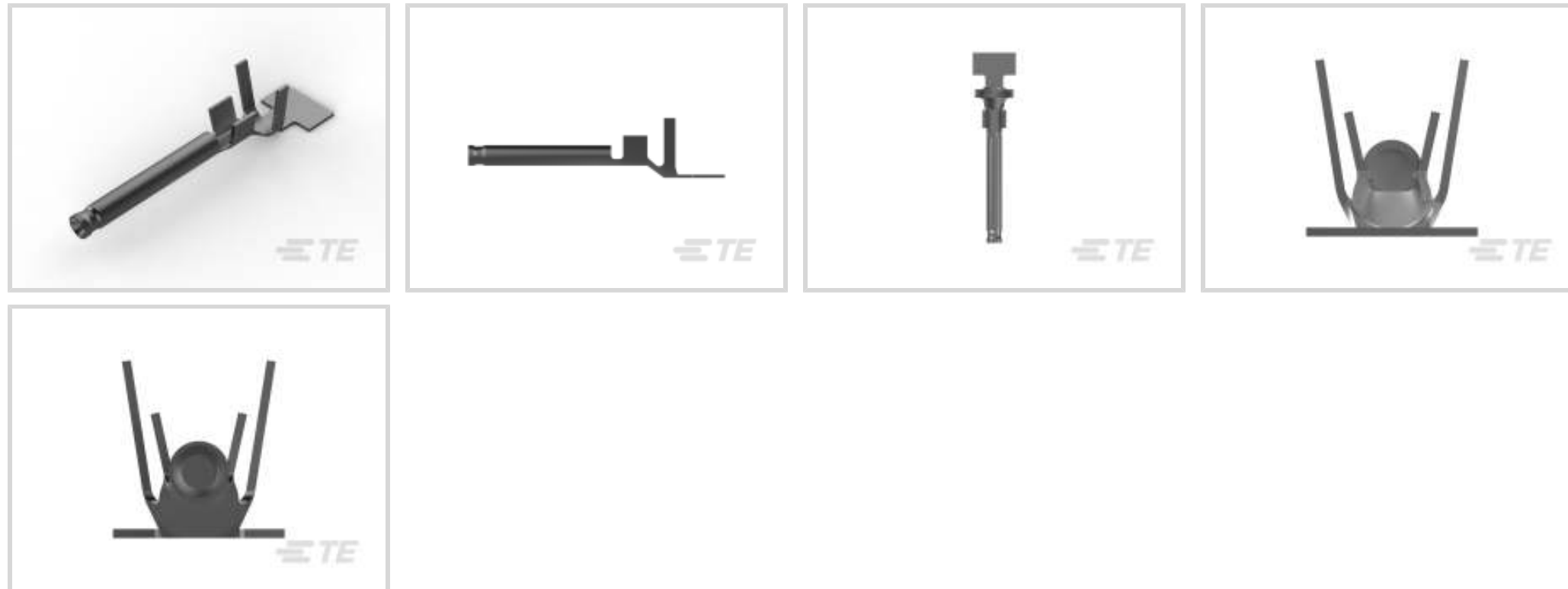
TE Internal #: 171637-1

Power Contacts, Contact, 600 VAC, 600 VDC, Tin, 20 – 16 AWG

Wire Size, .5 – 1.3 mm² Wire Size, Wire & Cable, Crimp, Power, Mini-Universal MATE-N-LOK

[View on TE.com >](#)

Connectors > Power Connectors > Power Contacts



Power Contact Type: **Contact**

Operating Voltage: **600 VDC**

Contact Mating Area Plating Material: **Tin**

Wire Size: **20 – 16 AWG**

Features

Product Type Features

Compatible With Discrete Wire Type	Stranded
Power Contact Type	Contact
Connector & Contact Terminates To	Wire & Cable

Electrical Characteristics

Operating Voltage	600 VDC
-------------------	---------

Contact Features

Contact Mating Area Plating Material	Tin
Contact Current Rating (Max)	7 A
Contact Type	Socket
Contact Retention Within Housing	With
Mating Pin Diameter	1 mm [.039 in]
Contact Base Material	Brass
Contact Mating Area Plating Material Thickness	.8 μm [31.49 μin]
Wire Contact Termination Area Plating Thickness	.8 μm [31.49 μin]
Wire Contact Termination Area Plating Material	Pre-Tin



Contact Orientation	Straight
---------------------	----------

Termination Features

Termination Method to Wire & Cable	Crimp
------------------------------------	-------

Mechanical Attachment

Wire Insulation Support	Without
-------------------------	---------

Dimensions

Wire Size	.5 – 1.3 mm ²
-----------	--------------------------

Compatible Insulation Diameter Range	2 – 3.2 mm, 2.4 mm [.079 – .126 in][.094 in]
--------------------------------------	--

Usage Conditions

Operating Temperature Range	-20 – 105 °C [-4 – 221 °F]
-----------------------------	----------------------------

Operation/Application

Circuit Application	Power
---------------------	-------

Industry Standards

CSA Rating	Certified, LR 7189
------------	--------------------

UL Rating	Recognized
-----------	------------

Agency/Standard	CSA, UL
-----------------	---------

Packaging Features

Packaging Quantity	4000
--------------------	------

Packaging Method	Reel
------------------	------

Other

Power Connectors Comment	HDM Applicator part number ending in -1 is used on AMPOMATOR CLS Machine with T or G Terminators, -2 is used on AMP-O-ELECTRIC Model K Machine, -3 is used on AMP-O-ELECTRIC Model G Machine.
--------------------------	---

Product Compliance

[For compliance documentation, visit the product page on TE.com>](#)

EU RoHS Directive 2011/65/EU	Compliant
------------------------------	-----------

EU ELV Directive 2000/53/EC	Compliant
-----------------------------	-----------

China RoHS 2 Directive MIIT Order No 32, 2016	No Restricted Materials Above Threshold
---	---

EU REACH Regulation (EC) No. 1907/2006	Current ECHA Candidate List: JUNE 2023 (235)
--	--



Candidate List Declared Against: JAN 2023
(233)

Does not contain REACH SVHC

Halogen Content

Low Halogen - Br, Cl, F, I < 900 ppm per homogenous material. Also BFR/CFR/PVC Free

Solder Process Capability

Not applicable for solder process capability

Product Compliance Disclaimer

This information is provided based on reasonable inquiry of our suppliers and represents our current actual knowledge based on the information they provided. This information is subject to change. The part numbers that TE has identified as EU RoHS compliant have a maximum concentration of 0.1% by weight in homogenous materials for lead, hexavalent chromium, mercury, PBB, PBDE, DBP, BBP, DEHP, DIBP, and 0.01% for cadmium, or qualify for an exemption to these limits as defined in the Annexes of Directive 2011/65/EU (RoHS2). Finished electrical and electronic equipment products will be CE marked as required by Directive 2011/65/EU. Components may not be CE marked. Additionally, the part numbers that TE has identified as EU ELV compliant have a maximum concentration of 0.1% by weight in homogenous materials for lead, hexavalent chromium, and mercury, and 0.01% for cadmium, or qualify for an exemption to these limits as defined in the Annexes of Directive 2000/53/EC (ELV). Regarding the REACH Regulation, the information TE provides on SVHC in articles for this part number is based on the latest European Chemicals Agency (ECHA) 'Guidance on requirements for substances in articles' posted at this URL: <https://echa.europa.eu/guidance-documents/guidance-on-reach>

Compatible Parts

TE Part # 91536-1
CCII MINI-UMNL PIN 20-18 16-20x2 ASSY

TE Part # 455830-1
INSERTION TOOL

TE Part # 770586-1
22P MINI UMNL PLUG HSG

TE Part # 770587-1
24P MINI UMNL PLUG HSG

TE Part # 770582-1
14P MINI UMNL PLUG HSG


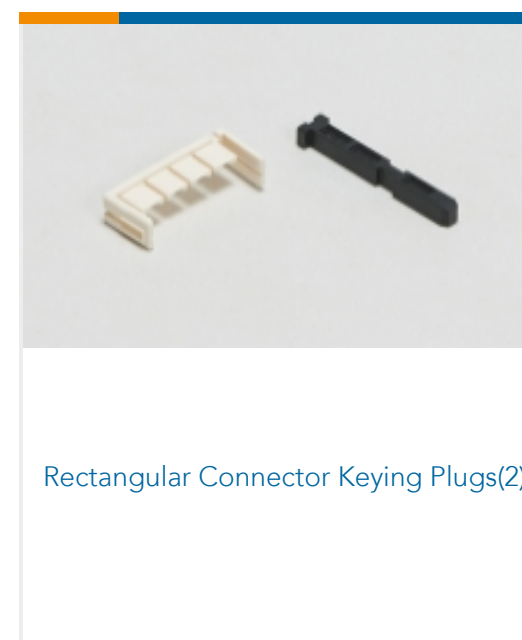
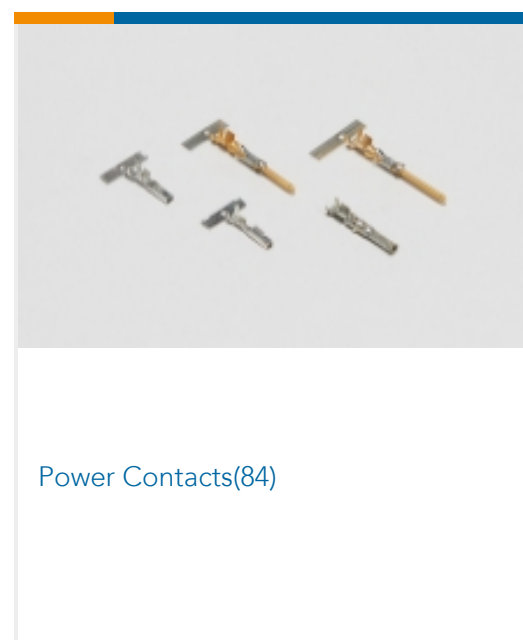
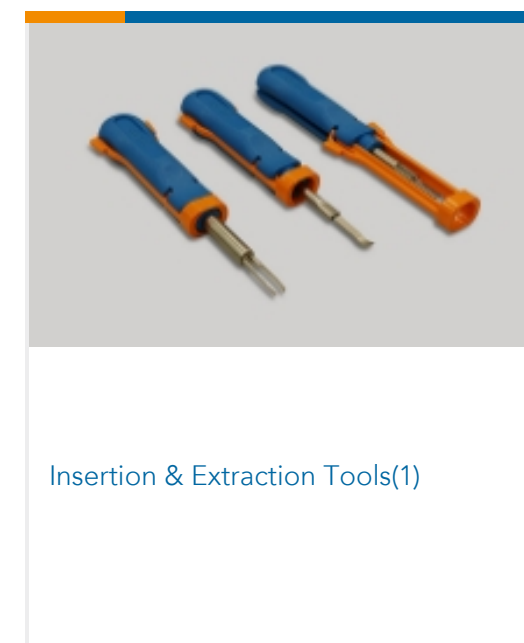

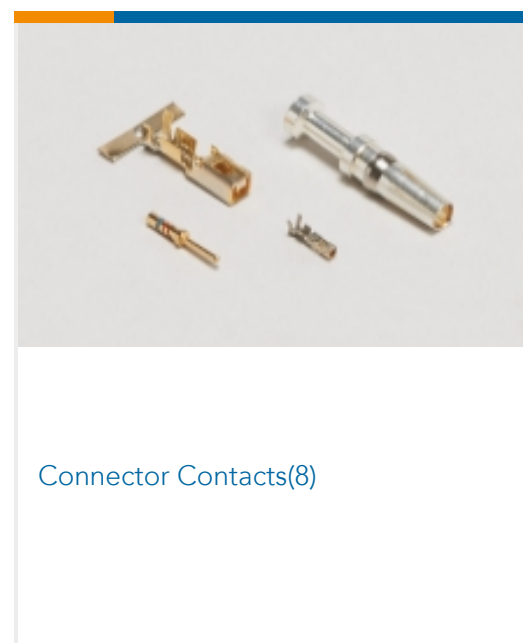

TE Part # 770585-1
20P MINI UMNL PLUG HSG


TE Part # 172333-1
MINI UNIVERSAL M-N-L HOUSING

TE Part # 770581-1
12P MINI UMNL PLUG HSG



Also in the Series | Mini-Universal MATE-N-LOK






Rectangular Connector Seals(17)




Rectangular Power Connectors(243)

Customers Also Bought



TE Part #4-240655-3
ANVIL




TE Part #1333225-9
ANVIL, COMBINATION SPECIAL



TE Part #568176-6
CRIMPER, WIRE (.048" 'F')




TE Part #1-456406-1
CRIMPER WIRE .090 F




TE Part #1338692-2
ANVIL



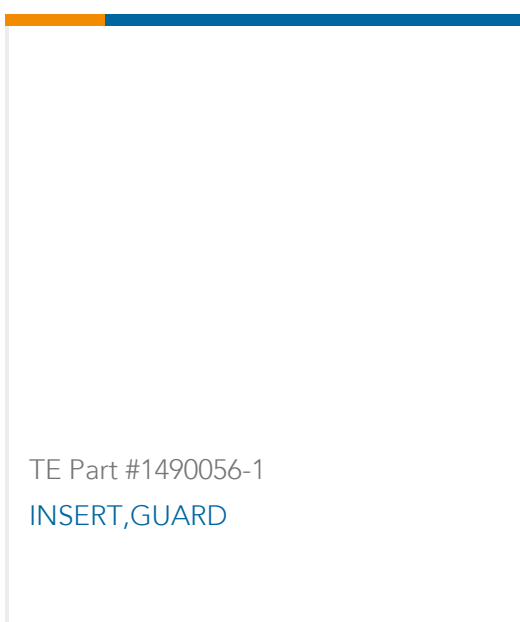
TE Part #679440-6
CRIMPER, INS. .125



TE Part #7-1333202-5
ANVIL, COMBINATION .062



TE Part #1-1333217-6
ANVIL, E/FEED (.090)



TE Part #1490056-1
INSERT, GUARD

Documents

Product Drawings

[MINI U-M-N-L SOCKET CONTACT](#)

English

CAD Files

[Customer View Model](#)

[ENG_CVM_171637-1_C.3d_igs.zip](#)

English

[Customer View Model](#)



[ENG_CVM_171637-1_C.3d_stp.zip](#)

English

Customer View Model

[ENG_CVM_171637-1_C.2d_dxf.zip](#)

English

3D PDF

English

By downloading the CAD file I accept and agree to the [Terms and Conditions](#) of use.

Datasheets & Catalog Pages

[SOFT_SHELL_PIN_SOCKET_CONNECTORS_STANDARD_DENSITY](#)

English

Product Specifications

Application Specification

English

Crimping of Mini-Universal MATE-N-LOK Contact

Japanese

Application Specification

Japanese

Product Environmental Compliance

[MD_171637-1_020820181226_dmtec](#)

English

[MD_171637-1_020820181226_dmtec](#)

English