

GloTek, Inc. www.globtek.com 186 Veterans Drive, Northvale, NJ 07647 Tel. (201) 784-1000 Fax (201) 784-0111	Drawing Title: CEE7 standard sheet XVII (CEE 7/17) (without GROUND receptacle) to IEC320/C17, GT Cable #423: 1.0mmsq / 2 Conductors, 6.7mm OD, H05VV-F, 70 Deg.C, 500V, BLU/BRN, Approvals: VDE, S, N, FI, IMQ, KEMA, SEV, SAA, IEC 60227, 2500mm, GlobTek Black
	Model No. Power Cord
Part No./Ordering No. 489C4232M571A(R)	Rev A1

CUSTOMIZED LENGTHS, COLORS, CABLE TYPES, TERMINATIONS/PLUGS/RECEPTACLES AVAILABLE UPON REQUEST. ADDITIONAL PLUG OPTIONS ARE AVAILABLE AT <https://www.globtek.com/connectors/> STANDARD PLUGS AND CONNECTORS CAN BE SEEN ONLINE AT <https://www.globtek.com/connectors/> ACTUAL CONNECTORS, OVERMOLDS, FERRITES MAY VARY SLIGHTLY FROM THE PICTURE BELOW DIMENSIONS ARE IN MM UNLESS SPECIFIED OTHERWISE

In Addition to GlobTek Inc.'s renewed ISO9001:2008 - Quality Management System Certification, GlobTek Inc. is now certified to:

ISO13485:2003 - Medical Devices Quality Management System Certification
ISO14001:2004 - Environmental Management System Certification

ISO Certificates are available online at <https://www.globtek.com/iso-certificates/>
Prop 65 Statement: <https://en.globtek.com/prop-65-statement.pdf>

The acceptance of this specification and use of the product described in this document indicates the acceptance and binding of the customer to Globtek TERMS AND CONDITIONS (attached to the end of this document), which supersede all other agreements, terms, and conditions (<https://en.globtek.com/terms-and-conditions/>).

The purchaser of this product (Customer) agrees that it is their sole responsibility to determine suitability/fitness of the product described in this specification for their application and to take precautions for protection against any hazards attendant to the handling and use of the product.

Footnote:

GlobTek Inc. will not be liable for the safety and performance of these power supplies if unauthorized access and repair occurs. End user should consult applicable UL, CSA or EN standards for proper installation instruction.

Limitation of Use:

GlobTek products are intended for use with commercial, medical, and/or industrial equipment only. GlobTek product are not authorized for use as mission critical components in life support hazardous environment, nuclear or aircraft applications without prior written approval from the CEO of GlobTek Inc.
Contents of this document are subject to change without prior notice.

Customer Approval of Specification:

Please approve, sign and send back to GlobTek so we can complete order processing.
A delay in receipt of this form will delay delivery schedule.

Company Name: _____	Customer P/N: _____
Quote Number: _____	Date: _____
Authorized Representative Name: _____	Authorized Representative Signature: _____

GlobTek, Inc. www.globtek.com 186 Veterans Drive, Northvale, NJ 07647 Tel. (201) 784-1000 Fax (201) 784-0111	Drawing Title: CEE7 standard sheet XVII (CEE 7/17) (without GROUND receptacle) to IEC320/C17, GT Cable #423: 1.0mmsq / 2 Conductors, 6.7mm OD, H05VV-F, 70 Deg.C, 500V, BLU/BRN, Approvals: VDE, S, N, FI, IMQ, KEMA, SEV, SAA, IEC 60227, 2500mm, GlobTek Black	
	Model No. Power Cord	
	Part No./Ordering No. 489C4232M571A(R)	Rev A1

CUSTOMIZED LENGTHS, COLORS, CABLE TYPES, TERMINATIONS/PLUGS/RECEPTACLES AVAILABLE UPON REQUEST. ADDITIONAL PLUG OPTIONS ARE AVAILABLE AT <https://www.globtek.com/connectors/> STANDARD PLUGS AND CONNECTORS CAN BE SEEN ONLINE AT <https://www.globtek.com/connectors/> ACTUAL CONNECTORS, OVERMOLDS, FERRITES MAY VARY SLIGHTLY FROM THE PICTURE BELOW DIMENSIONS ARE IN MM UNLESS SPECIFIED OTHERWISE

REVISION HISTORY

REV	DESCRIPTION	SUB	DATE	APPROVED
A1	Update plug rating from 10A to 16A maximum; Add cordset drawing,	bsiep	06/30/2020	QA
A	Initial release	DR	04/16/2020	QA

Cordset Information:

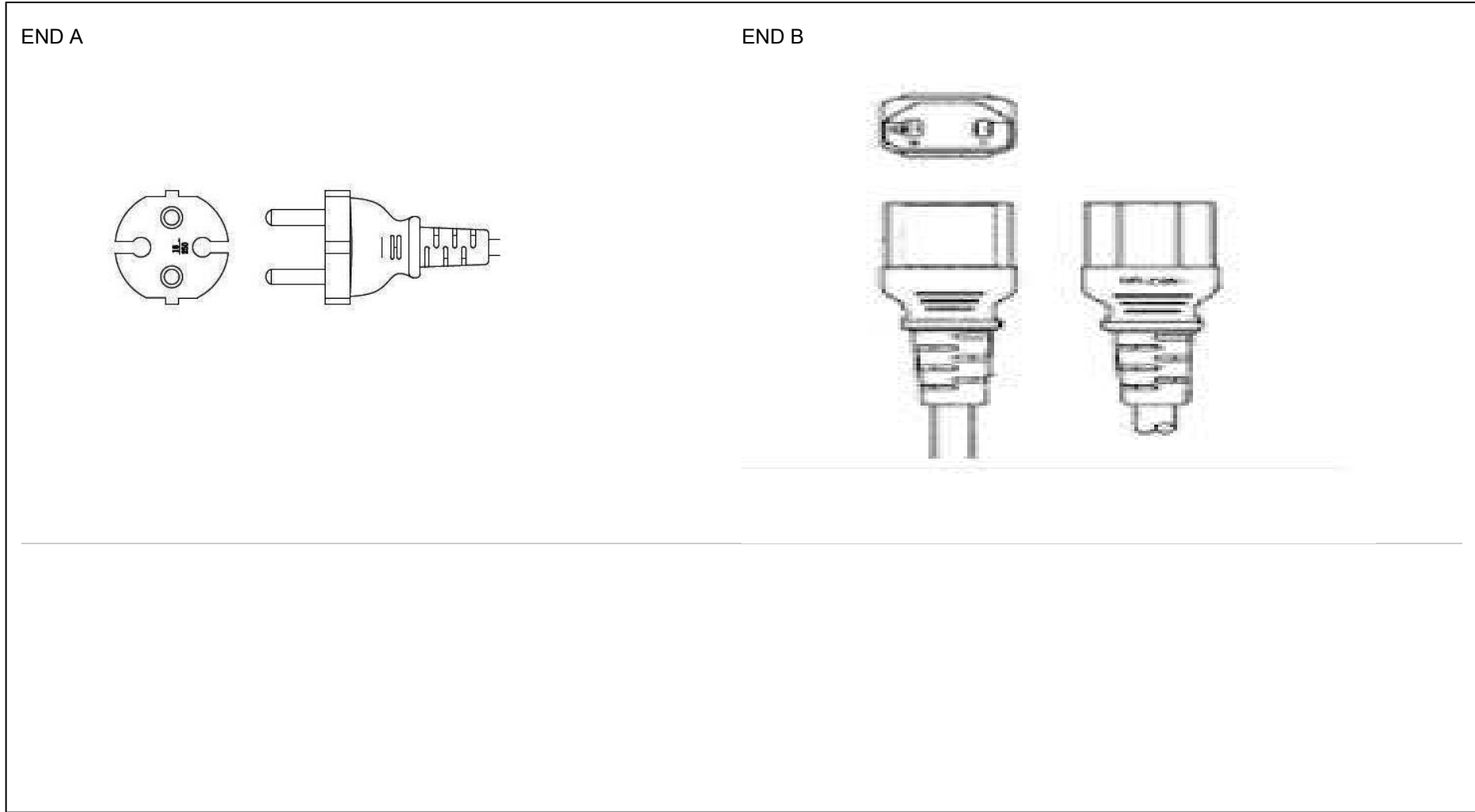
CordsetColor:GlobTek Black

Cord Length (mm):2500

NOTES:

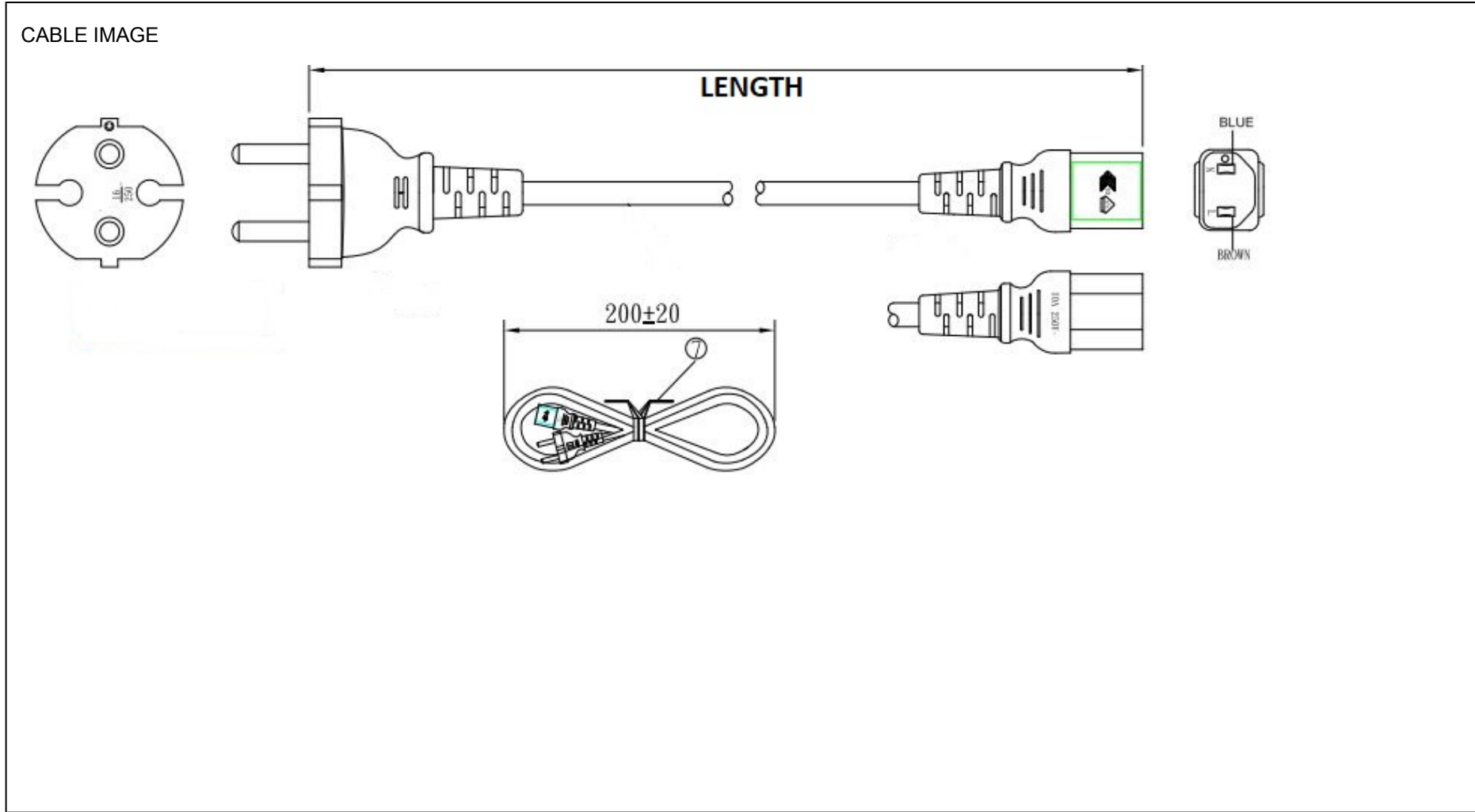
GlobTek, Inc. www.globtek.com 186 Veterans Drive, Northvale, NJ 07647 Tel. (201) 784-1000 Fax (201) 784-0111	Drawing Title: CEE7 standard sheet XVII (CEE 7/17) (without GROUND receptacle) to IEC320/C17, GT Cable #423: 1.0mmsq / 2 Conductors, 6.7mm OD, H05VV-F, 70 Deg.C, 500V, BLU/BRN, Approvals: VDE, S, N, FI, IMQ, KEMA, SEV, SAA, IEC 60227, 2500mm, GlobTek Black	
	Model No. Power Cord	Rev A1
Part No./Ordering No. 489C4232M571A(R)		

CUSTOMIZED LENGTHS, COLORS, CABLE TYPES, TERMINATIONS/PLUGS/RECEPTACLES AVAILABLE UPON REQUEST. ADDITIONAL PLUG OPTIONS ARE AVAILABLE AT <https://www.globtek.com/connectors/> STANDARD PLUGS AND CONNECTORS CAN BE SEEN ONLINE AT <https://www.globtek.com/connectors/> ACTUAL CONNECTORS, OVERMOLDS, FERRITES MAY VARY SLIGHTLY FROM THE PICTURE BELOW DIMENSIONS ARE IN MM UNLESS SPECIFIED OTHERWISE



GlobTek, Inc. www.globtek.com 186 Veterans Drive, Northvale, NJ 07647 Tel. (201) 784-1000 Fax (201) 784-0111	Drawing Title: CEE7 standard sheet XVII (CEE 7/17) (without GROUND receptacle) to IEC320/C17, GT Cable #423: 1.0mmsq / 2 Conductors, 6.7mm OD, H05VV-F, 70 Deg.C, 500V, BLU/BRN, Approvals: VDE, S, N, FI, IMQ, KEMA, SEV, SAA, IEC 60227, 2500mm, GlobTek Black
	Model No. Power Cord
Part No./Ordering No. 489C4232M571A(R)	Rev A1

CUSTOMIZED LENGTHS, COLORS, CABLE TYPES, TERMINATIONS/PLUGS/RECEPTACLES AVAILABLE UPON REQUEST. ADDITIONAL PLUG OPTIONS ARE AVAILABLE AT <https://www.globtek.com/connectors/> STANDARD PLUGS AND CONNECTORS CAN BE SEEN ONLINE AT <https://www.globtek.com/connectors/> ACTUAL CONNECTORS, OVERMOLDS, FERRITES MAY VARY SLIGHTLY FROM THE PICTURE BELOW DIMENSIONS ARE IN MM UNLESS SPECIFIED OTHERWISE







GlobTek, Inc. www.globtek.com 186 Veterans Drive, Northvale, NJ 07647 Tel. (201) 784-1000 Fax (201) 784-0111	Drawing Title: CEE7 standard sheet XVII (CEE 7/17) (without GROUND receptacle) to IEC320/C17, GT Cable #423: 1.0mmsq / 2 Conductors, 6.7mm OD, H05VV-F, 70 Deg.C, 500V, BLU/BRN, Approvals: VDE, S, N, FI, IMQ, KEMA, SEV, SAA, IEC 60227, 2500mm, GlobTek Black
	Model No. Power Cord
	Part No./Ordering No. 489C4232M571A(R)
	Rev A1

CUSTOMIZED LENGTHS, COLORS, CABLE TYPES, TERMINATIONS/PLUGS/RECEPTACLES AVAILABLE UPON REQUEST. ADDITIONAL PLUG OPTIONS ARE AVAILABLE AT <https://www.globtek.com/connectors/> STANDARD PLUGS AND CONNECTORS CAN BE SEEN ONLINE AT <https://www.globtek.com/connectors/> ACTUAL CONNECTORS, OVERMOLDS, FERRITES MAY VARY SLIGHTLY FROM THE PICTURE BELOW DIMENSIONS ARE IN MM UNLESS SPECIFIED OTHERWISE

End A Code:489C Description:CEE7 standard sheet XVII (CEE 7/17) (without GROUND receptacle) Rating (V):250 Rating (A):16.0 Gender:Male Overmolded:Yes	Cable Code:423 Description:GT Cable #423: 1.0mmsq / 2 Conductors, 6.7mm OD, H05VV-F, 70 Deg.C, 500V, BLU/BRN, Approvals: VDE, S, N, FI, IMQ, KEMA, SEV, SAA, IEC 60227 Color:GlobTek Black Wire Gauge(AWG):1.0mmsq Cond:2 Type:H05VV-F Temperature:70° C Amps:10 Volts:500 OD:6.7 ConductorsColors:BLU/BRN	End B Code:071A-EU Description:IEC320/C17 Rating (V):250 Rating (A):10.0 Gender:Female Overmolded:Yes
-------------------------------------------------------------------------------------------------------------------------------------------------------------------------	---------------------------------------------------------------------------------------------------------------------------------------------------------------------------------------------------------------------------------------------------------------------------------------------------------------------------------------------	-------------------------------------------------------------------------------------------------------------------------

Overall cable rating:10A / 250V~

Plug Approvals	Cable Approvals	Connector Approvals
----------------	-----------------	---------------------

 European approvals	 Note: SAA may be indicated by a file number in the format Nxxxxxx	 ENEC-VDE
	SAA+RCM	
	 Euro + SAA	

AGENCY ONLINE DOCUMENTS	http://en.globtek.com/cordsets/
RoHS/RoHS3 Declaration	https://www.globtek.com/pdf/rohs_cert/01t3a000004gBEiAAM
REACH Declaration	https://www.globtek.com/pdf/iso_certificates/REACH.pdf
Conflict Minerals Declaration	https://www.globtek.com/pdf/conflict-minerals.pdf

GloTek, Inc. www.globtek.com 186 Veterans Drive, Northvale, NJ 07647 Tel. (201) 784-1000 Fax (201) 784-0111	Drawing Title: CEE7 standard sheet XVII (CEE 7/17) (without GROUND receptacle) to IEC320/C17, GT Cable #423: 1.0mmsq / 2 Conductors, 6.7mm OD, H05VV-F, 70 Deg.C, 500V, BLU/BRN, Approvals: VDE, S, N, FI, IMQ, KEMA, SEV, SAA, IEC 60227, 2500mm, GlobTek Black	
	Model No. Power Cord	
	Part No./Ordering No. 489C4232M571A(R)	Rev A1

CUSTOMIZED LENGTHS, COLORS, CABLE TYPES, TERMINATIONS/PLUGS/RECEPTACLES AVAILABLE UPON REQUEST. ADDITIONAL PLUG OPTIONS ARE AVAILABLE AT <https://www.globtek.com/connectors/> STANDARD PLUGS AND CONNECTORS CAN BE SEEN ONLINE AT <https://www.globtek.com/connectors/> ACTUAL CONNECTORS, OVERMOLDS, FERRITES MAY VARY SLIGHTLY FROM THE PICTURE BELOW DIMENSIONS ARE IN MM UNLESS SPECIFIED OTHERWISE

Prop 65 Statement	https://en.globtek.com/prop-65-statement.pdf
CE.UKCA.Cord	https://globtek.secure.force.com/spec/ec_decl_product_model_family_incl_cord?id=01t3a000004gBEi
IPXY rating is based on 3rd party testing and customers should check suitability and test system level IPXY rating before ordering.	

PROPRIETARY INFORMATION

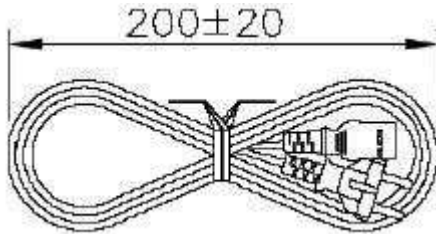
PROPRIETARY OF GLOBTEK, INC. ANY REPRODUCTION, DISCLOSURE OR USE OF THIS DRAWING, IN WHOLE OR IN PART, IS HEREBY PROHIBITED EXCEPT AS SPECIFIED IN WRITING BY GLOBTEK, INC. © GlobTek, Inc. 2020 - 2023

quest /10/10/2023 7:15:33 AM CLONED FROM 489C4232M071A(R)

GlobTek, Inc. www.globtek.com 186 Veterans Drive, Northvale, NJ 07647 Tel. (201) 784-1000 Fax (201) 784-0111	Drawing Title: CEE7 standard sheet XVII (CEE 7/17) (without GROUND receptacle) to IEC320/C17, GT Cable #423: 1.0mmsq / 2 Conductors, 6.7mm OD, H05VV-F, 70 Deg.C, 500V, BLU/BRN, Approvals: VDE, S, N, FI, IMQ, KEMA, SEV, SAA, IEC 60227, 2500mm, GlobTek Black	
	Model No. Power Cord	Rev A1
Part No./Ordering No. 489C4232M571A(R)		Rev A1

CUSTOMIZED LENGTHS, COLORS, CABLE TYPES, TERMINATIONS/PLUGS/RECEPTACLES AVAILABLE UPON REQUEST. ADDITIONAL PLUG OPTIONS ARE AVAILABLE AT <https://www.globtek.com/connectors/> STANDARD PLUGS AND CONNECTORS CAN BE SEEN ONLINE AT <https://www.globtek.com/connectors/> ACTUAL CONNECTORS, OVERMOLDS, FERRITES MAY VARY SLIGHTLY FROM THE PICTURE BELOW DIMENSIONS ARE IN MM UNLESS SPECIFIED OTHERWISE

Hanking:200
 Description:200 +/- 20mm
 Image:



Notes/Modifications/Customizations (notes in this section supersede the values shown in the standard spec):