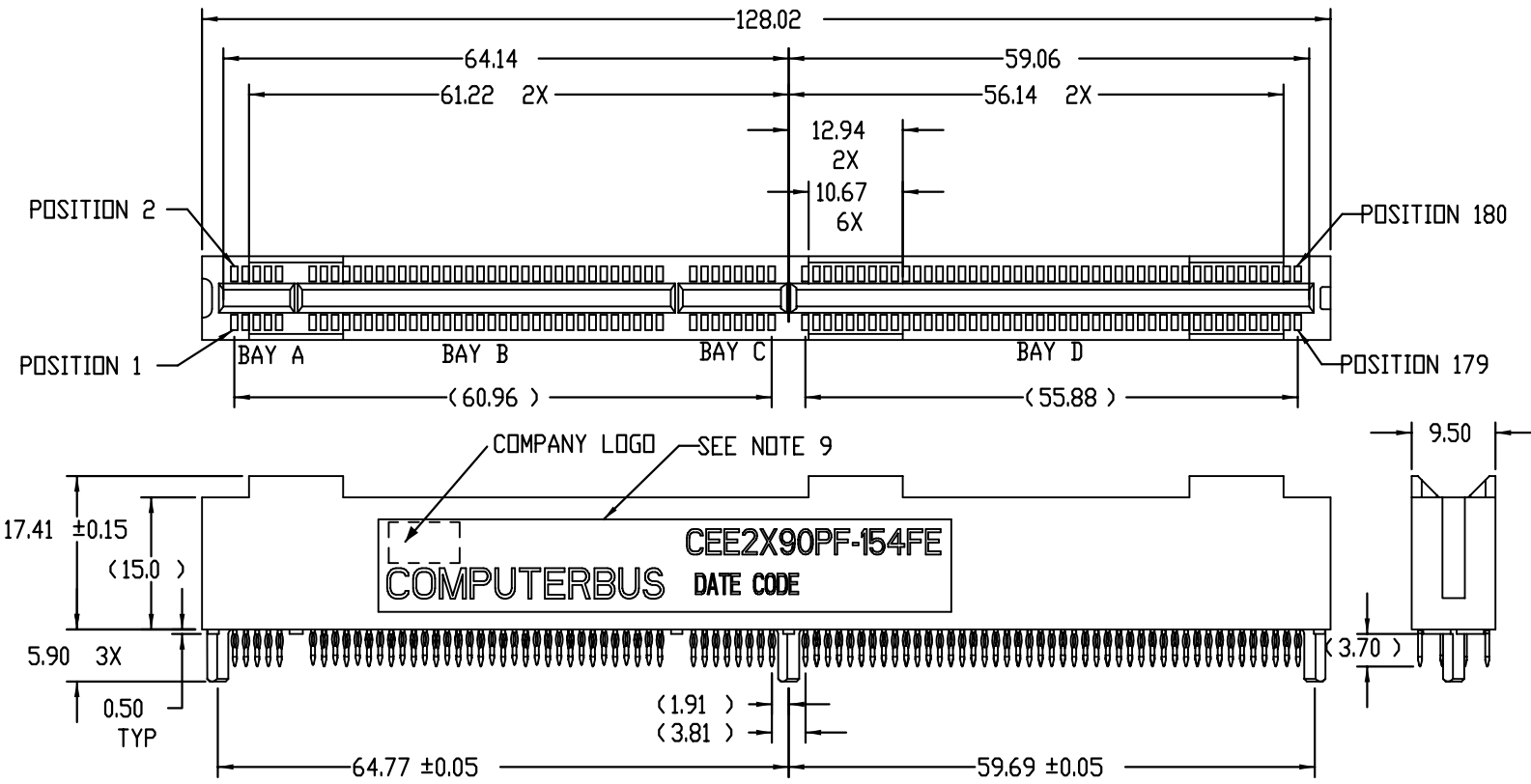


PRODUCT NUMBER
SEE TABLE



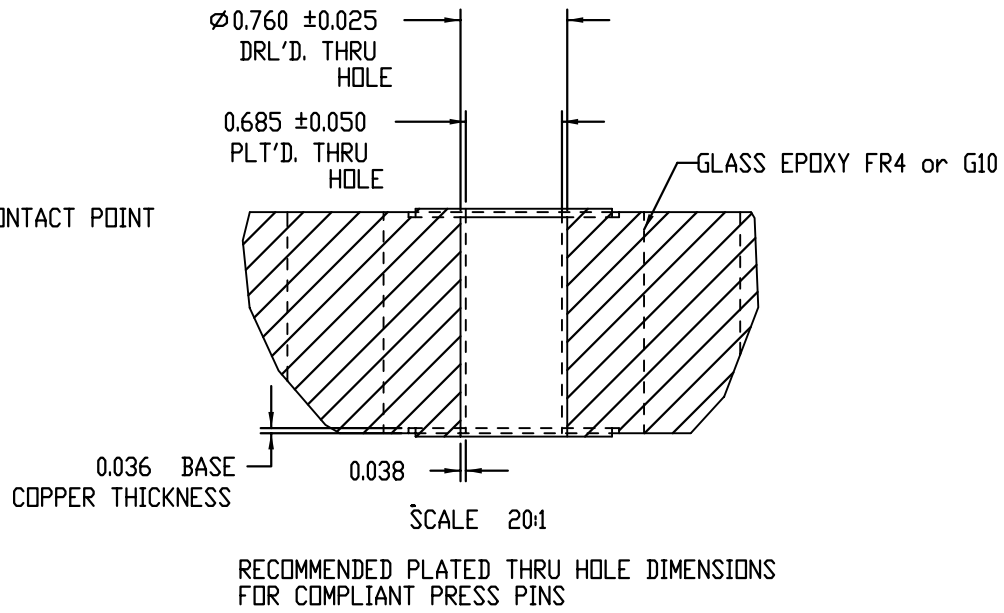
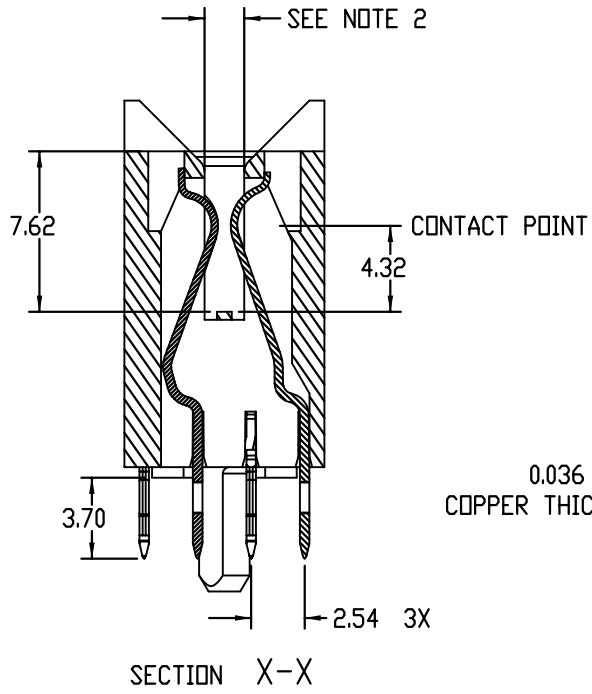
(CONNECTOR SHOWN FULLY POPULATED, SEE TABLE FOR LOAD PATTERN)

mat'l. code				surface ISO 1302	tolerance ISO 406 ISO 1101	projection	product family CARDEGGE
ltr	ec'n no	dr	date	tolerances unless otherwise specified		MM	title CEE 2X90 PF CONNECTOR ASSEMBLY
H	V11759	MEP	7/21/01	angles	linear		
J	V12283	GIP	10/1/01			scale 13:10	dwg no S97316
K	V04-1156	TAB	12/8/04	0°±1°			sheet 1 of 6 size A3
L	M05-0075	ERE	4/25/05	dr	G. PETERS	10/4/01	type Product Customer Drawing
M	M06-0037	MHT	3/30/06	engr	D. CASEY	10/3/01	
N	M06-0234	AGS	6/14/06	chr	G. PETERS	10/4/04	
P	M08-0241	MHT	8/25/08	appd	D. CASEY	10/4/01	
sheet	revision	P	P	P	P	P	
index	sheet	1	2	3	4	5	6



Copyright FCI

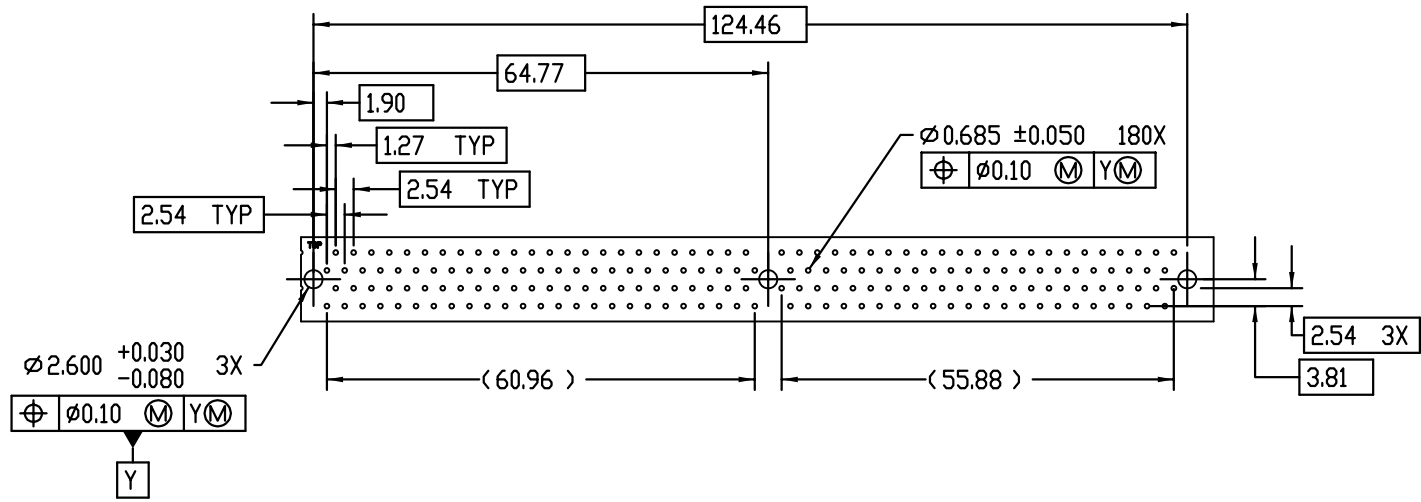
FCI CATALOG NO. F/CONNECTORS w/CARD COLLECTORS	CONN. SIZE	NUMBER OF CONTACTS LOADED	TERMIN.	LOAD PATTERN UNPOPULATED POSITIONS	CONTACT PAIRS BAY A	CONTACT PAIRS BAY B	CONTACT PAIRS BAY C	CONTACT PAIRS BAY D
CEE2X90PF-154FE	2x90	145	P.F.	1,2,4,5,7,25,26,27,28,37,38,47,48,49,	5	32	8	45
CEE2X90PF-154FELF				50,67,68,69,70,71,72,73,74,91,92,93, 94,113,114,115,116,153,154,155,156				



Copyright FCI

mat'l. code		surface ISO 1302		tolerance ISO 406 ISO 1101		projection MM		product family CARDEDGE	
ltr	ecn no	dr	date	tolerances unless otherwise specified		title		CEE 2X90 PF CONNECTOR ASSEMBLY	
P				angles	linear	scale 1:1		sheet 2 of 6 size	
				0°±1°	.X±.2 .XX±.10 .XXX±.050			S97316 A3	
				dr	G. PETERS	10/4/01		type Product Customer Drawing	
				enr	D. CASEY	10/3/01			
				chr	G. PETERS	10/4/04			
				appd	D. CASEY	10/4/01			
sheet index	revision sheet								

PRODUCT NUMBER
SEE TABLE



RECOMMENDED BACKPLANE HOLE PATTERN FOR CEE2X90PF-154FE & CEE2X90PF-154FELF



Copyright FCJ

mat'l. code		surface ISO 1302		tolerance ISO 406 ISO 1101		projection MM		product family CARDEDGE	
ltr	ecn no	dr	date	tolerances unless otherwise specified		MM		title CEE 2X90 PF CONNECTOR ASSEMBLY	
P				angles	linear	.X±.2	scale 1:1	dwg no S97316	
				0°±1°		.XX±.10		sheet 3 of 6 size A3	
						.XXX±.050		type Product Customer Drawing	
				dr	G. PETERS	10/4/01			
				enr	D. CASEY	10/3/01			
				chr	G. PETERS	10/4/04			
				appd	D. CASEY	10/4/01			
sheet	revision								
index	sheet								

PRODUCT NUMBER

SEE TABLE

NOTES:

1. INTERPRET THIS DRAWING IN ACCORDANCE WITH ANSI Y14.5M -1982.
- ② CONNECTORS WITH CARD COLLECTING SCOOPS ARE DESIGNED TO ACCOMMODATE 1.57+/-180 PC BOARDS WITH WARPAGE UP TO +/-2.03.
3. RECOMMENDED COMPONENT BOARD MATERIAL:
P.C. BOARD:FR-4 WITH 28.35 GRAMS MIN. COPPER, PADS PLATED WITH .76 MICRONS MIN GOLD, PER MIL-G-45204, TYPE 1, CLASS 1, GRADE C OVER 2.54 MICRONS MIN NI. UNDERPLATE PER QQ-N-290.
4. RECOMMENDED BACK PLANE THICKNESS IS 2.39 FOR 3.71 COMPLIANT TAIL.
5. CONTACT MATING SURFACES ARE LUBRICATED WITH OS-138.
6. MATERIAL:

BODY: POLYPHTHALAMIDE (PPA) UL RATED 94V-0
COLOR, BLACK

CONTACTS: PHOS BRONZE, PER FCI SPEC. M738

CONTACT FINISH: FE 0.75 MICRONS MIN GOLD OR GXT IN CONTACT AREA 1-3 MICRONS MIN 60/40 TIN LEAD ON SOLDER TAILS 2 MICRONS MIN NI UNDERPLATE ALL OVER.

LEAD FREE OPTION:

CONTACT FINISH: FE 0.75 MICRONS MIN GOLD OR GXT IN CONTACT AREA 1-3 MICRONS MIN PURE TIN ON SOLDER TAILS 2 MICRONS MIN NI UNDERPLATE ALL OVER.

7. PERFORMANCE CHARACTERISTICS: SEE SHEET 7.
8. APPLICATION SPECIFICATION PER BUS-09-026.
9. ITEM NAME, LOGO, PART NUMBER, DATE CODE, AND UL SYMBOLS TO APPEAR IN THIS AREA.

⑩ LF SUFFIX AT THE END OF PART NUMBER IS LEAD FREE.

⑪ THIS PRODUCT MEETS EUROPEAN UNION DIRECTIVES AND OTHER COUNTRY REGULATION AS DESCRIBED IN GS-22-008.

⑫ PLATING OPTIONS:
MAY BE EITHER GOLD OR GXT PLATED AT MANUFACTURER'S OPTION.

mat'l. code		surface ISO 1302		tolerance ISO 406 ISO 1101		projection 		product family CARDEDGE	
ltr	ecn no	dr	date	tolerances unless otherwise specified		MM		title CEE 2X90 PF CONNECTOR ASSEMBLY	
P				angles	linear	.X±.2 .XX±.10 .XXX±.050		scale 1:1	
				0°±1°				dwg no S97316	
				dr	G. PETERS	10/4/01		sheet 5 of 6 size A3	
				enr	D. CASEY	10/3/01		type Product Customer Drawing	
				chr	G. PETERS	10/4/04			
				appd	D. CASEY	10/4/01			
sheet	revision								
index	sheet								



Copyright FCI

PRODUCT NUMBER
SEE TABLE

PERFORMANCE CHARACTERISTICS:
ENVIRONMENTAL:

OPERATING TEMPERATURE: -40C TO 105C
THERMAL SHOCK: MIL-STD-1344, METHOD 1003.1)-55C TO +85C, 5 CYCLES)

FLAMABILITY RATING: UL94V-0

MECHANICAL:

DURABILITY: 100 MATING CYCLES WITHOUT PHYSICAL DAMAGE, OR EXCEEDING LOW LEVEL CONTACT RESISTANCE REQUIREMENTS WHEN MATED WITH RECOMMENDED CARD.

CONTACT RETENTION: MIL-STD-1344, METHOD 2007.1, 4.4 N MIN.

MATING FORCE: MIL-STD-1344, METHOD 2013.1 2.0 N MAX. AVERAGE PER OPPOSING PAIR USING GAUGE PER MIL-STD-C-21097 WITH CARD PROFILE

CONTACT NORMAL FORCE: 0.72 N MINIMUM

PRESS FIT TERMINATION FORCES: INSERTION FORCE 70 N MAX. PER PIN
RETENTION FORCE 9 N MIN. PER PIN

ELECTRICAL:

CONTACT RESISTANCE: MIL-STD-1344, METHOD 3002-1, WITH 10 MILLIOHM MAX. INITIAL, 20 (LOW SIGNAL LEVEL) MILLIOHM RISE. COMPONENT BOARD SIDE - 1 MILLIOHM MAX., CONNECTION PRESS FIT PIN WITH PLATED THROUGH HOLE.

INSULATION RESISTANCE: MIL-STD-202, METHOD 302, CONDITION B, 1000 MEGOHMS MIN.

DIELECTRIC WITHSTAND VOLTAGE: MIL-STD-1344, METHOD D3001.1 CONDITION 1, 500 VAC RM

CAPACITANCE: 2 PICO FARADS, MAX AT 1 MEGAHERTZ

CURRENT RATING: 1 AMP, 30C RISE ABOVE AMBIENT

VOLTAGE RATING: 150 VAC (RMS)



Copyright FCJ

mat'l. code				surface ISO 1302	tolerance ISO 406 ISO 1101	projection 	product family CARDEDGE
ltr	ecn no	dr	date	tolerances unless otherwise specified			title CEE 2X90 PF CONNECTOR ASSEMBLY
P				angles	linear		
				0°±1°	.X±.2 .XX±.10 .XXX±.050	scale 1:2	dwg no S97316
				dr	G. PETERS	10/4/01	sheet 6 of 6 size A3
				enr	D. CASEY	10/3/01	type Product Customer Drawing
				chr	G. PETERS	10/4/04	
				appd	D. CASEY	10/4/01	
sheet index	revision sheet						