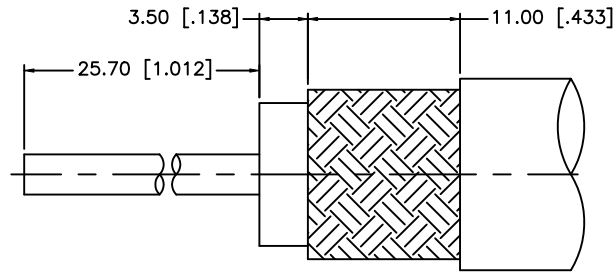
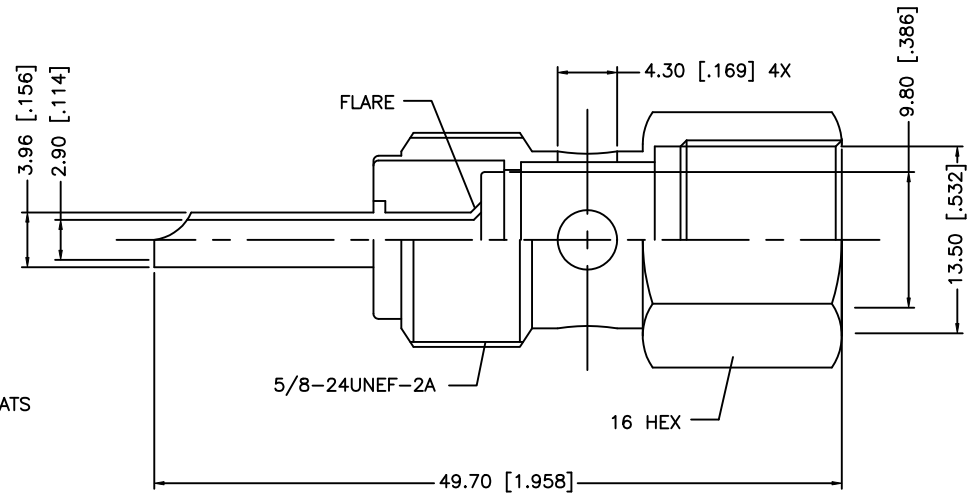
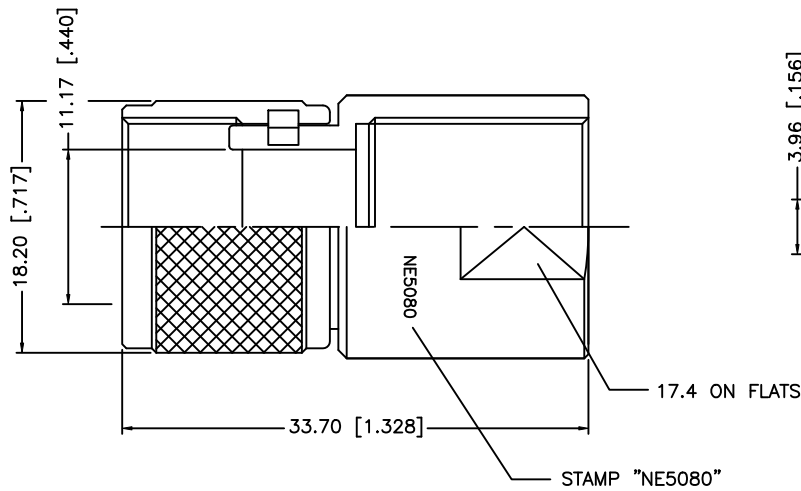


REV.	DATE	ECR NO.	DESCRIPTION
A	01/07/97	-	MODIFY BODY (HOLES AND CUT PIN)
B	03/07/97	-	MODIFY BODY LENGTH AND STRIPPING LENGTH
C	09/11/97	-	REVISE SHELL LENGTH/ $\phi 4.3$ HOLE DIA.
D	01/07/09	-	UPDATE DRAWING FORMAT/ INCREASE LENGTH OF 16 HEX



RECOMMENDED
CABLE STRIPPING DIM'S



8				
7				
6				
5	BODY	BRASS	SILVER	1
4	CONTACT PIN	BRASS	GOLD	1
3	INSULATOR	PTFE	NATURAL	1
2	SHELL	BRASS	SILVER	1
1	BODY	BRASS	SILVER	1
	DESCRIPTION	MATERIAL	FINISH	QTY

UNLESS OTHERWISE SPECIFIED DIMENSIONS ARE IN MILLIMETERS. DIMENSIONS IN [] ARE IN INCHES AND FOR CUSTOMER REFERENCE ONLY.

UNLESS OTHERWISE SPECIFIED TOLERANCES FOR MILLIMETERS ARE:
0.5 - 8mm ± 0.20 mm
8 - 30mm ± 0.40 mm
30 - 120mm ± 0.50 mm

UNLESS OTHERWISE SPECIFIED TOLERANCES FOR INCHES ARE:
.020 - .315 = ± 0.007 "
.315 - 1.180 = ± 0.015 "
1.180 - 4.724 = ± 0.020 "

DO NOT SCALE DRAWING

APPROVALS	DATE
DRAWN GRS	01/07/09
CHECKED	
ISSUED	
SHEET 1 OF 1	
CAD FILE	C:/182/182124.DWG

Amphenol Connex

PART DESCRIPTION

UHF TWIST-ON PLUG

PART NO.

182124

DWG. NO.

182124.DWG

REV. D

SIZE A

SCALE NA