

PIN Power Inductor RCH8011



Description

- Ferrite drum core construction.
- Magnetically unshielded.
- L × W × H: 8.3 × 8.3 × 10.8mm Max.
- Product weight: 1.6 g(Ref.)
- Moisture Sensitivity Level: 1
- RoHS compliance.

Environmental Data

- Operating temperature range: -30°C ~ +100°C (including coil's self temperature rise)
- Storage temperature range: -30°C ~ +100°C

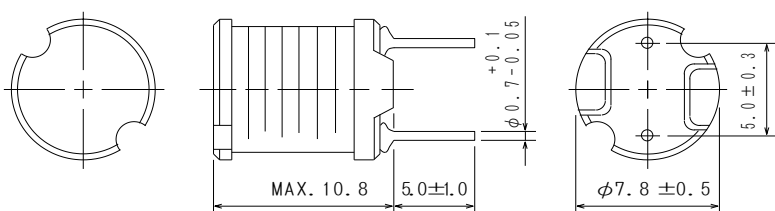
Packaging

- Box packaging.

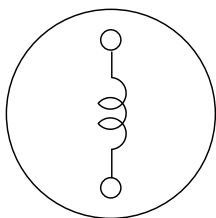
Applications

- Ideally used in Printers, LCD TV, DVD, Copy Machine, Mainboard of the compounding machines etc. as DC-DC Converter inductors.

Dimension - [mm]



Schematics - [mm]





Electrical Characteristics

PART NAME	STAMP	INDUCTANCE [WITHIN] ※1	D. C. R. [MAX.] (TYP.) (at 20°C) (mΩ)	THE SATURATION CURRENT (mA) ※2	TEMPERATURE RISE CURRENT (mA) ※3
RCH8011NP-100L	100	10 μH ±15%	35 (28)	4400	4100
RCH8011NP-120L	120	12 μH ±15%	40 (32)	4000	3950
RCH8011NP-150L	150	15 μH ±15%	47 (38)	3600	3750
RCH8011NP-180L	180	18 μH ±15%	53 (42)	3300	3600
RCH8011NP-220L	220	22 μH ±15%	56 (45)	2800	3050
RCH8011NP-270L	270	27 μH ±15%	65 (52)	2600	2800
RCH8011NP-330L	330	33 μH ±15%	75 (60)	2400	2700
RCH8011NP-390L	390	39 μH ±15%	84 (67)	2200	2550
RCH8011NP-470L	470	47 μH ±15%	110 (88)	2000	2150
RCH8011NP-560L	560	56 μH ±15%	123 (98)	1850	2000
RCH8011NP-680L	680	68 μH ±15%	138 (111)	1700	1900
RCH8011NP-820L	820	82 μH ±15%	190 (154)	1600	1550
RCH8011NP-101L	101	100 μH ±15%	215 (172)	1500	1500
RCH8011NP-121L	121	120 μH ±15%	275 (222)	1200	1300
RCH8011NP-151L	151	150 μH ±15%	310 (250)	1100	1200
RCH8011NP-181L	181	180 μH ±15%	360 (288)	1000	1100
RCH8011NP-221L	221	220 μH ±15%	440 (354)	950	1050
RCH8011NP-271L	271	270 μH ±15%	590 (472)	900	900
RCH8011NP-331L	331	330 μH ±15%	640 (512)	800	820
RCH8011NP-391L	391	390 μH ±15%	710 (570)	700	780
RCH8011NP-471L	471	470 μH ±15%	900 (720)	650	700
RCH8011NP-561L	561	560 μH ±15%	1125 (903)	600	640
RCH8011NP-681L	681	680 μH ±15%	1280 (1025)	560	540
RCH8011NP-821L	821	820 μH ±15%	1660 (1329)	520	500
RCH8011NP-102L	102	1000 μH ±15%	1915 (1532)	490	470

※1: Inductance measuring condition: 100kHz

※2. Saturation current: The value of D.C. current when the inductance decreases to 90% of it's nominal value.

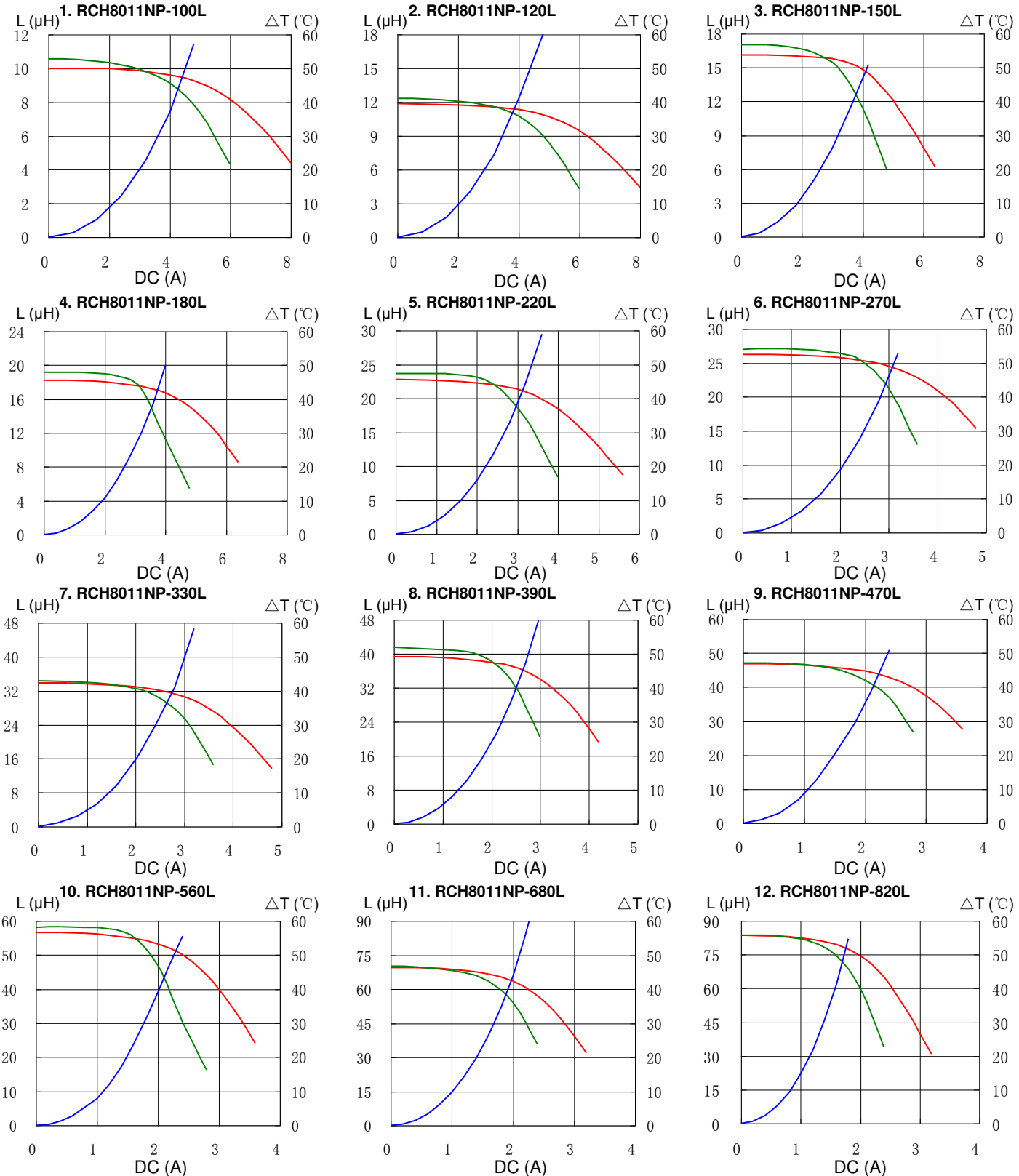
※3. Temperature rise current: The value of D.C. current when the temperature rise is ΔT=40°C(Ta=20°C).

PIN Power Inductor RCH8011



Saturation Current & Temperature Rise Graph

— L (20°C) — L (100°C) — ΔT

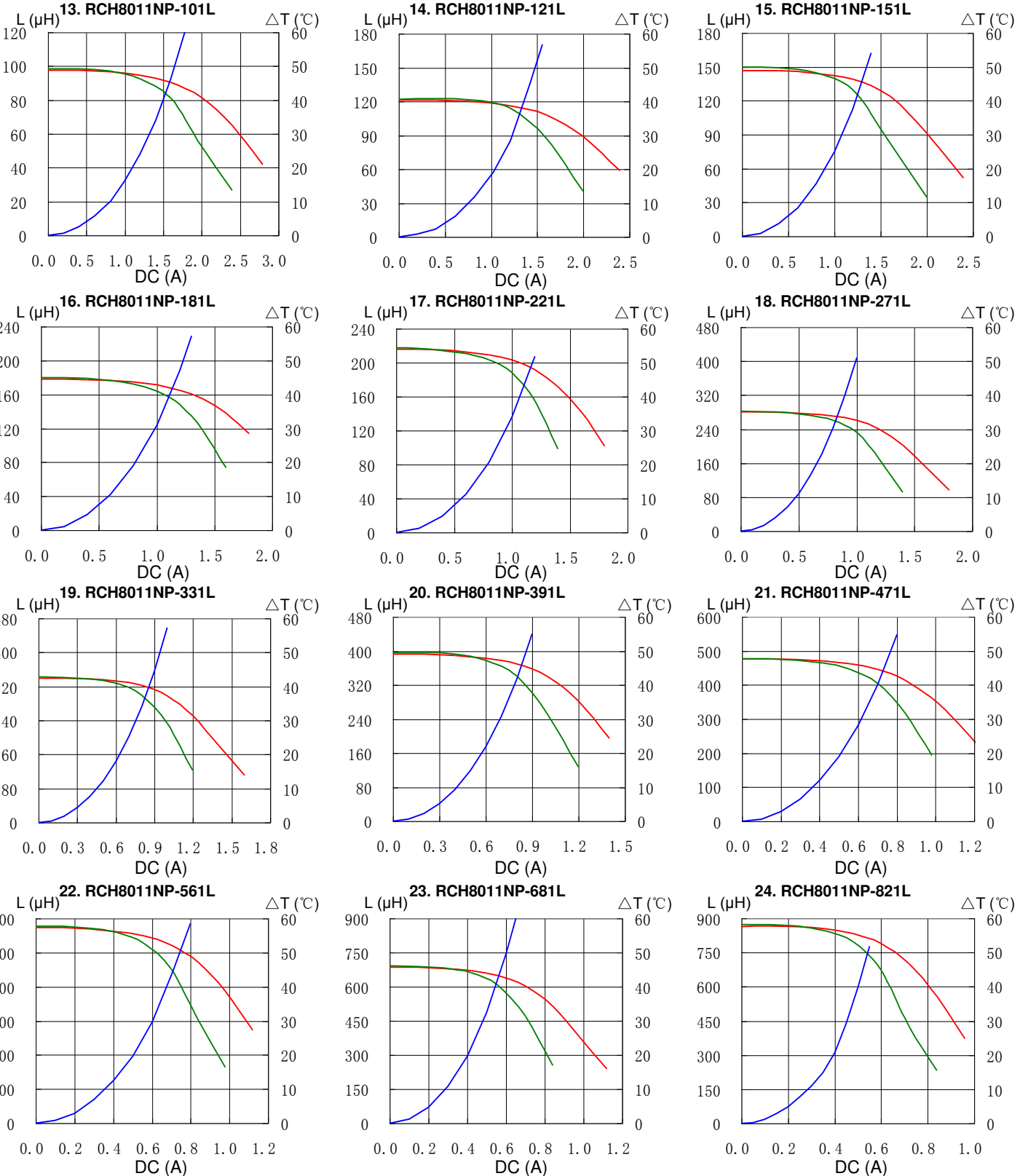


PIN Power Inductor RCH8011




Saturation Current & Temperature Rise Graph

— L (20°C) — L (100°C) — ΔT

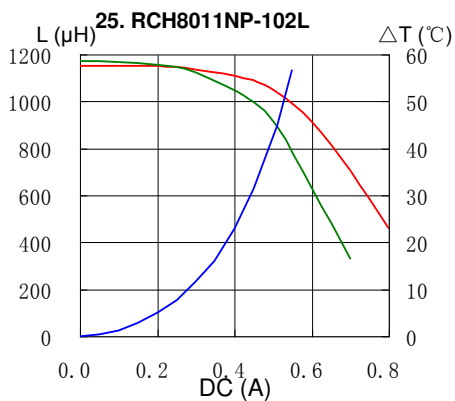


PIN Power Inductor RCH8011



Saturation Current & Temperature Rise Graph

— L (20°C) — L (100°C) — ΔT



Please refer to the sales offices on our website - <http://www.sumida.com>

Hong Kong

Tel.+852-2880-6781
FAX.+852-2565-9600
sales@hk.sumida.com

Saitama(Japan)

Tel.+81-48-691-7300
FAX.+81-48-691-7340
sales@jp.sumida.com

Chicago

Tel.+1-847-545-6700
FAX. +1-847-545-6720
sales@us.sumida.com

Shanghai

Tel.+86-21-5836-3299
FAX.+86-21-5836-3266
shanghai.sales@cn.sumida.com

Seoul

Tel.+82-2-6237-0777
FAX.+82-2-6237-0778
sales@kr.sumida.com

Obernzell

Tel.+49-8591-937-0
FAX. +49-8591-937-103
contact@eu.sumida.com

Shenzhen

Tel.+86-755-8291-0228
FAX.+86-755-8291-0338
shenzhen.sales@cn.sumida.com

Singapore

Tel.+65-6296-3388
FAX.+65-6841-4426
sales@sg.sumida.com

Neumarkt

Tel.+49-9181-4509-110
FAX. +49-9181-4509-310
infocomp@eu.sumida.com

Taipei

Tel.+886-2-8751-2737
FAX.+886-2-8751-2738
sales@tw.sumida.com

San Jose

Tel.+1-408-321-9660
FAX.+1-408-321-9308
sales@us.sumida.com