

REVISION P

UNLESS OTHERWISE NOTED
 DIMENSIONS ARE IN INCHES TOLERANCES ARE:
 ONE PLACE DECIMALS ±.1 [3] THREE PLACE DECIMALS ±.005[.13]
 TWO PLACE DECIMALS ±.01 [3] FOUR PLACE DECIMALS ±.0020[.051]
 ANGLES ± 2°

TITLE:
 .200 [5.08] POWER
 STACKER, ASM

DWG NO:
 SW-XX-XX-XX-X-XXX-XXX-XX-X

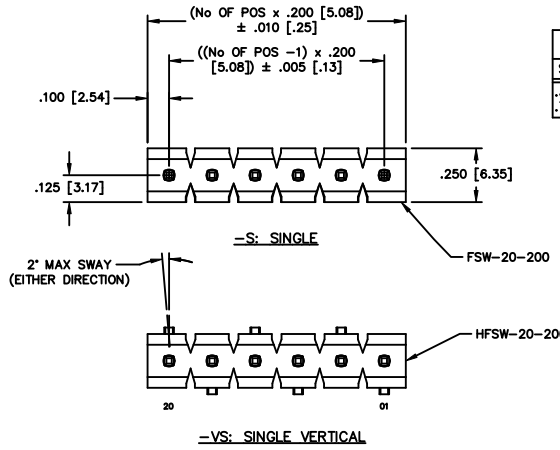
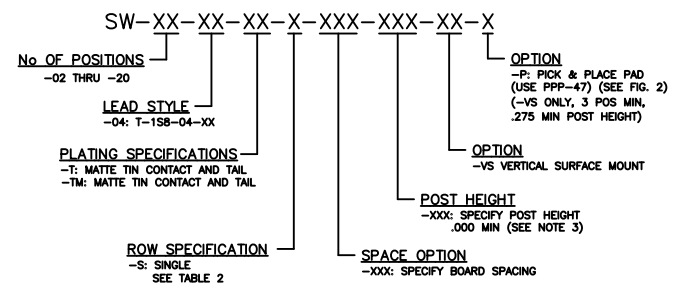
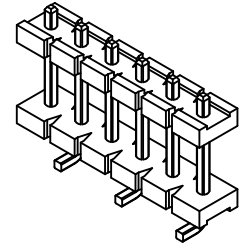


TABLE 1 (SEE NOTE 7)

SPACE OPTION + POST HEIGHT	PACKAGING TUBE	PLUG
.300 TO .725 [7.62 TO 18.42]	PT-1-24-16-29	TP-07
.726 TO .820 [18.44 TO 20.83]	PT-1-24-01-67	TP-13



- NOTES:
- HEIGHT VARIATION BETWEEN ANY TWO PINS SHALL BE .010 MAX.
 - MAXIMUM PIN ROTATION IN BODY: 2°
 - TAILS TO BE SHEARED TO .265 [6.73], THEN FORMED AND RESHEARED TO A FINAL DIM OF .310.
 - MAXIMUM BURR ALLOWED: .004 [1.0]
 - MAXIMUM BURR ALLOWED: .0015 [0.38]
 - THROUGH HOLE (-S) TO BE BULK PACKAGED.
 - SURFACE MOUNT (-VS) TO BE PACKAGED AS FOLLOWS:
 POSITIONS -04 THRU -20 ARE TO BE PACKAGED IN TUBES;
 POSITIONS -02 & -03 ARE TO BE LAYERED PACKAGED.
 - MIN PUSHOUT FORCE TO BE 3 LBS.
 - MAX CUT FLASH TO BE .020 [5.1].
 - Ⓢ REPRESENTS A CRITICAL DIMENSION.

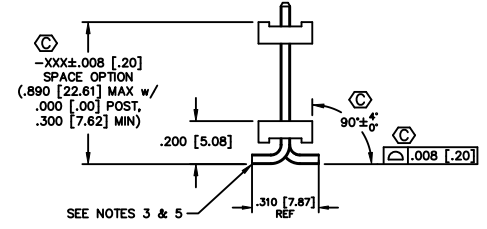
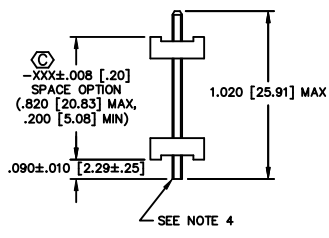
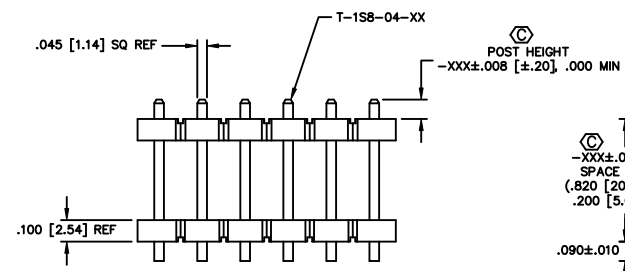
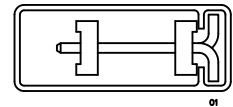
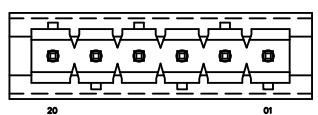


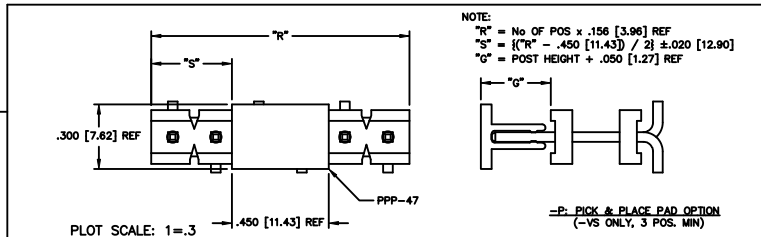
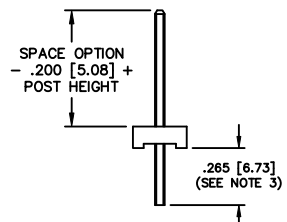
TABLE 2

FORM	BODY
T/H	FSW-20-200
VS	HFSW-20-200

PACKAGING VIEW



IN-PROCESS -VS



MATERIAL*:
 BODY: VALOX 420 SEO OR CRASTIN sk652fr
 COLOR: BLACK
 TERMINAL: PHOS BRONZE, 510
 *-VS OPTION ONLY
 BODY: VECTRA E1301
 COLOR: NATURAL
 MAX BOW ALLOWED:
 .002 IN/IN [mm/mm]

EXISPROD\ASSEMBLY\200 SW-ASM
samtec
 520 PARK EAST BLVD. NEW ALBANY, INDIANA 47150
 PHONE (812) 944-6733 P.O. BOX 1147
 CODE 55322
 MADE BY: PURVIS 04-13-98 SW-XX-XX-XX-X-XXX-XXX-XX-X

PROPRIETARY NOTE
 THIS DOCUMENT CONTAINS INFORMATION CONFIDENTIAL AND PROPRIETARY TO SAMTEC INC. AND SHALL NOT BE REPRODUCED OR TRANSMITTED IN ANY FORM OR BY ANY MEANS, ELECTRONIC OR MECHANICAL, INCLUDING PHOTOCOPYING, RECORDING, OR BY ANY INFORMATION STORAGE AND RETRIEVAL SYSTEM, WITHOUT THE EXPRESS WRITTEN CONSENT OF SAMTEC INC.