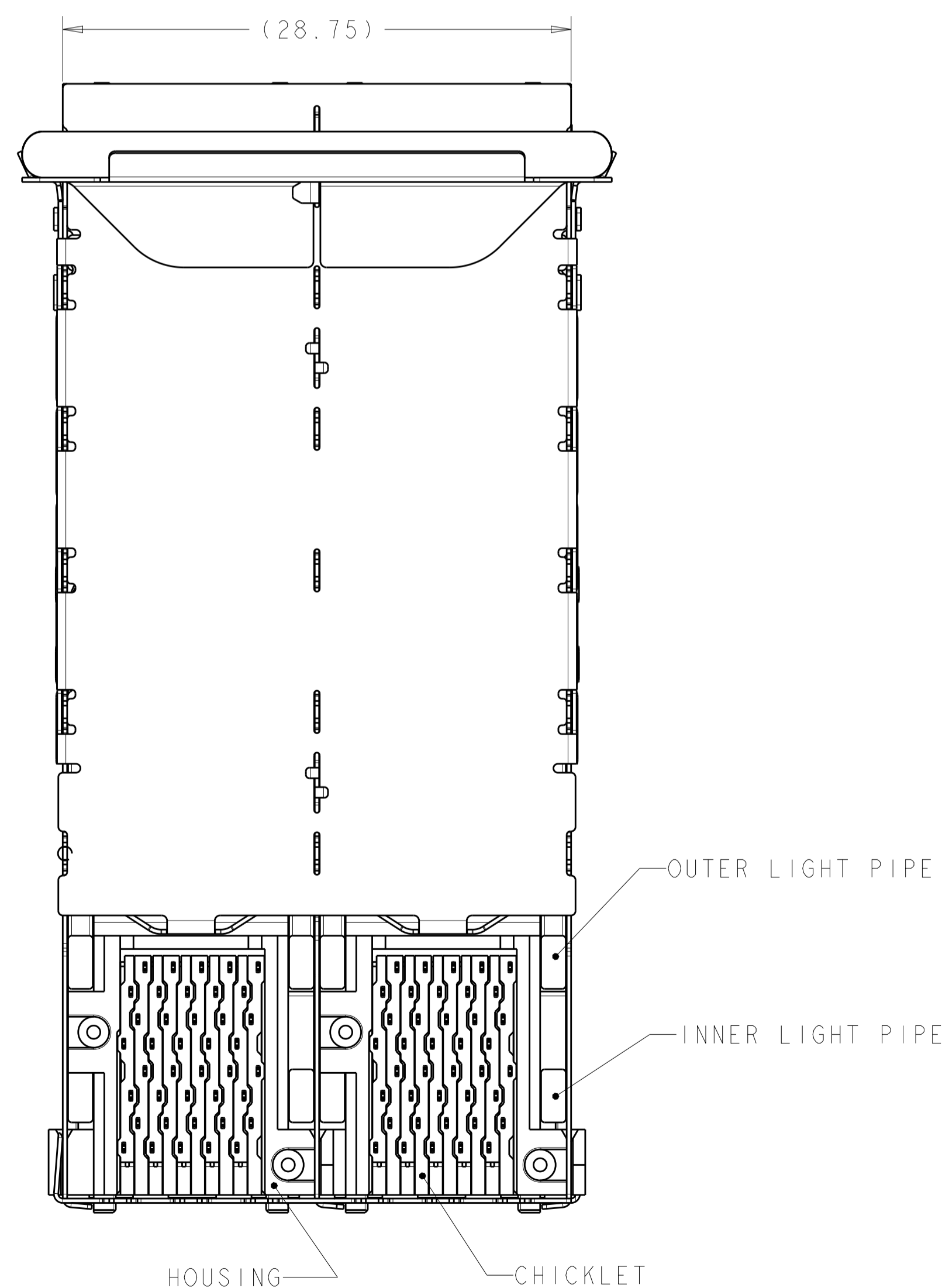
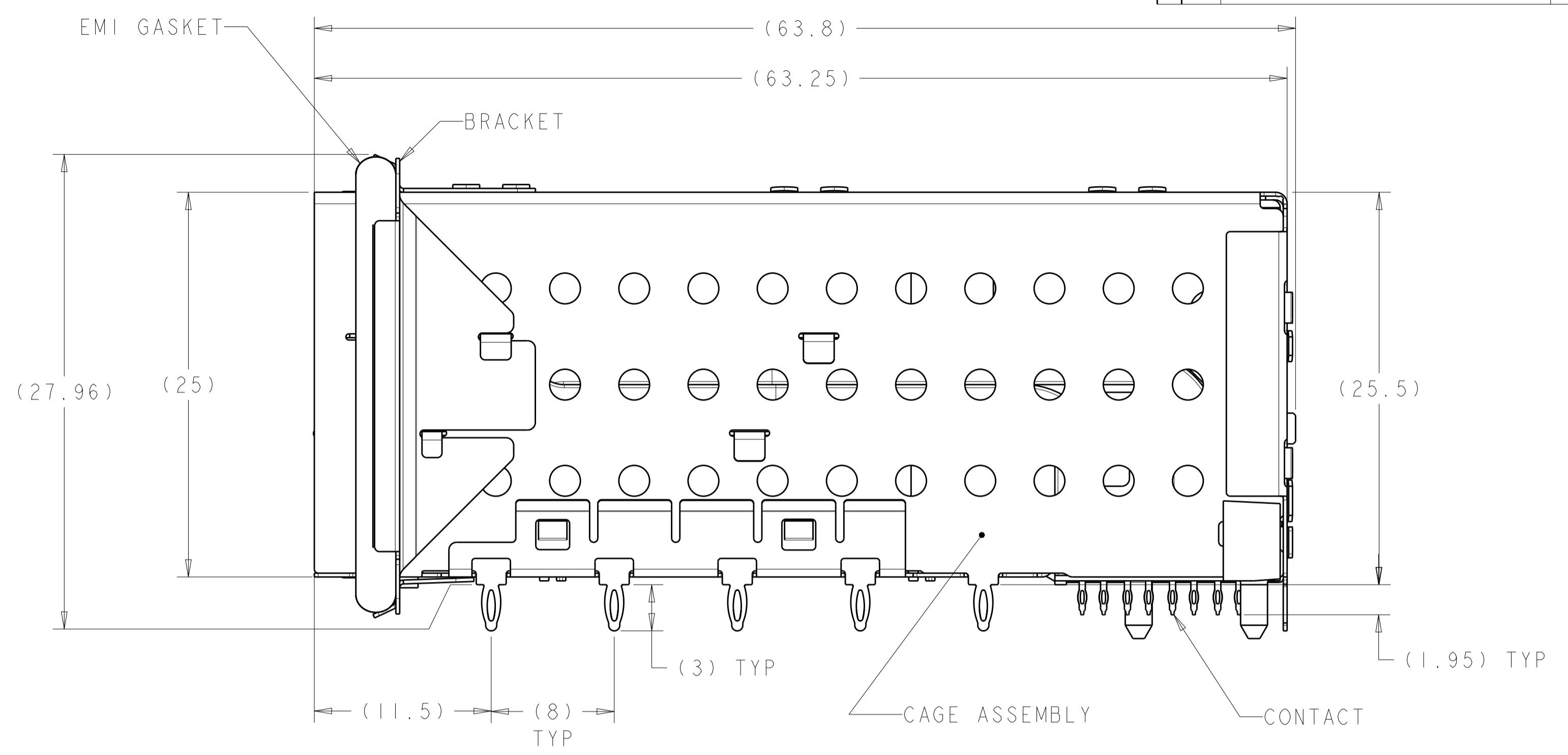
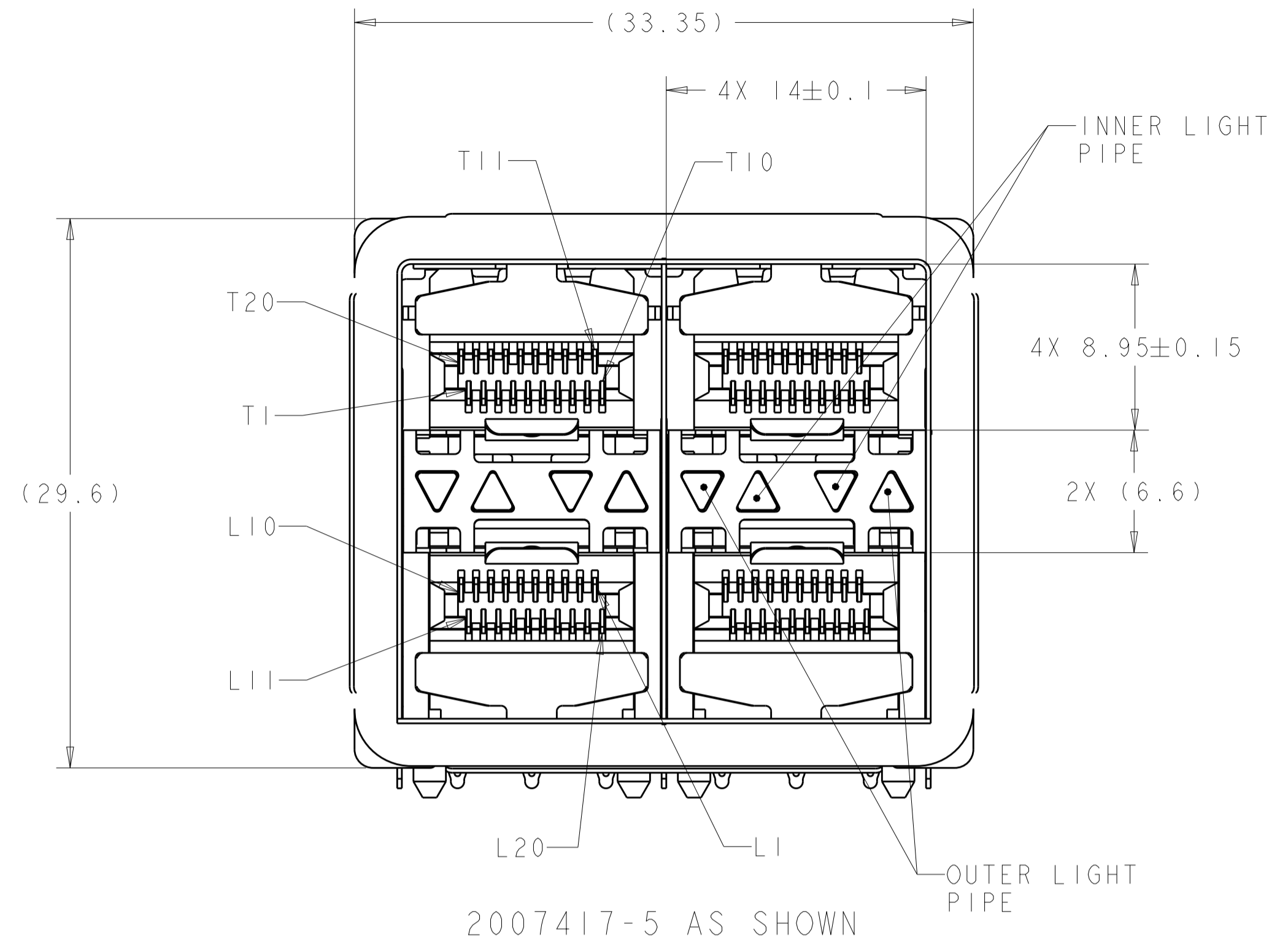


REVISIONS				
P.	LTN.	DESCRIPTION	DATE	OWN APVD
D		REVISED PER ECO-15-017922	09APR2016	AP RP
D1		REVISED PER ECO-20-003508	11MAR2020	IT SH



- △ MATERIALS:
 CAGE ASSEMBLY- NICKEL SILVER ALLOY PER ASTM B 122.
 BRACKET- STAINLESS STEEL.
 EMI GASKET- PLATED FILLED SILICONE.
 HOUSING- BLACK LCP, UL 94V-0 RATED.
 CHICKLET- BLACK LCP, UL 94V-0 RATED.
 LIGHT PIPE- POLYCARBONATE, CLEAR.
 INSERT - (FOR LIGHT PIPE PART NUMBERS ONLY) - LCP, BLACK, UL 94V-0.
 CONTACT- COPPER ALLOY.
- △ DATUM AND BASIC DIMENSIONS ESTABLISHED BY CUSTOMER.
- 3. MINIMUM PCB THICKNESS OF 1.5.
- △ CONTACT FINISH- CONFORMS TO THE REQUIREMENTS OF TYCO ELECTRONICS PRODUCT SPECIFICATION 108-2331, BASED ON EIA/ECA-364-1000.01A, (CONTROLLED ENVIRONMENT APPLICATIONS) ON MATING INTERFACE, TIN-LEAD ON NEEDLE EYE.
- △ CONTACT FINISH- CONFORMS TO THE REQUIREMENTS OF TYCO ELECTRONICS PRODUCT SPECIFICATION 108-2331, BASED ON EIA/ECA-364-1000.01A, (CONTROLLED ENVIRONMENT APPLICATIONS) ON MATING INTERFACE, TIN ON NEEDLE EYE.
- △ FOR HOLE SIZE AND PLATINGS, SEE APPLICATION SPEC 114-13219.
- △ THE ENTIRE AREA OF THE CONNECTOR FOOTPRINT, INDICATED BY THE DASHED LINE, TO BE CONSIDERED THE KEEPOUT AREA FOR COMPONENTS AND SIGNAL TRACES, TOP SIDE ONLY, TOP SIDE TRACES ALLOWED WITHIN CONNECTOR HOLE PATTERN.
- △ LIGHT PIPE PAD LAYOUT IS FOR 0805 LOW PROFILE LED PACKAGE WITH A HEIGHT OF 0.8mm.
- △ ADDITIONAL COMPONENT LOCATED WITHIN LATCHPLATE FOR EMI SUPPRESSION.

YES △	△	NO	△	NO	△	DESCRIPTION	PART NUMBER
						NO LIGHT PIPES	1-2007417-8
						OUTER 2 LIGHT PIPES	1-2007417-7
						INNER 2 LIGHT PIPES	1-2007417-6
						4 LIGHT PIPES	1-2007417-5
						NO LIGHT PIPES	2007417-8
						OUTER 2 LIGHT PIPES	2007417-7
						INNER 2 LIGHT PIPES	2007417-6
						4 LIGHT PIPES	2007417-5
						NO LIGHT PIPES	2007417-4
						OUTER 2 LIGHT PIPES	2007417-3
						INNER 2 LIGHT PIPES	2007417-2
						4 LIGHT PIPES	2007417-1
SUPERSEDED	NO		△				
	ENHANCED EMI		FINISH				

THIS DRAWING IS A CONTROLLED DOCUMENT. DWN: M. SHIRK, 23OCT2007
 CHK: D. SZCZESNY, 23OCT2007
 APVD: D. SZCZESNY, 23OCT2007

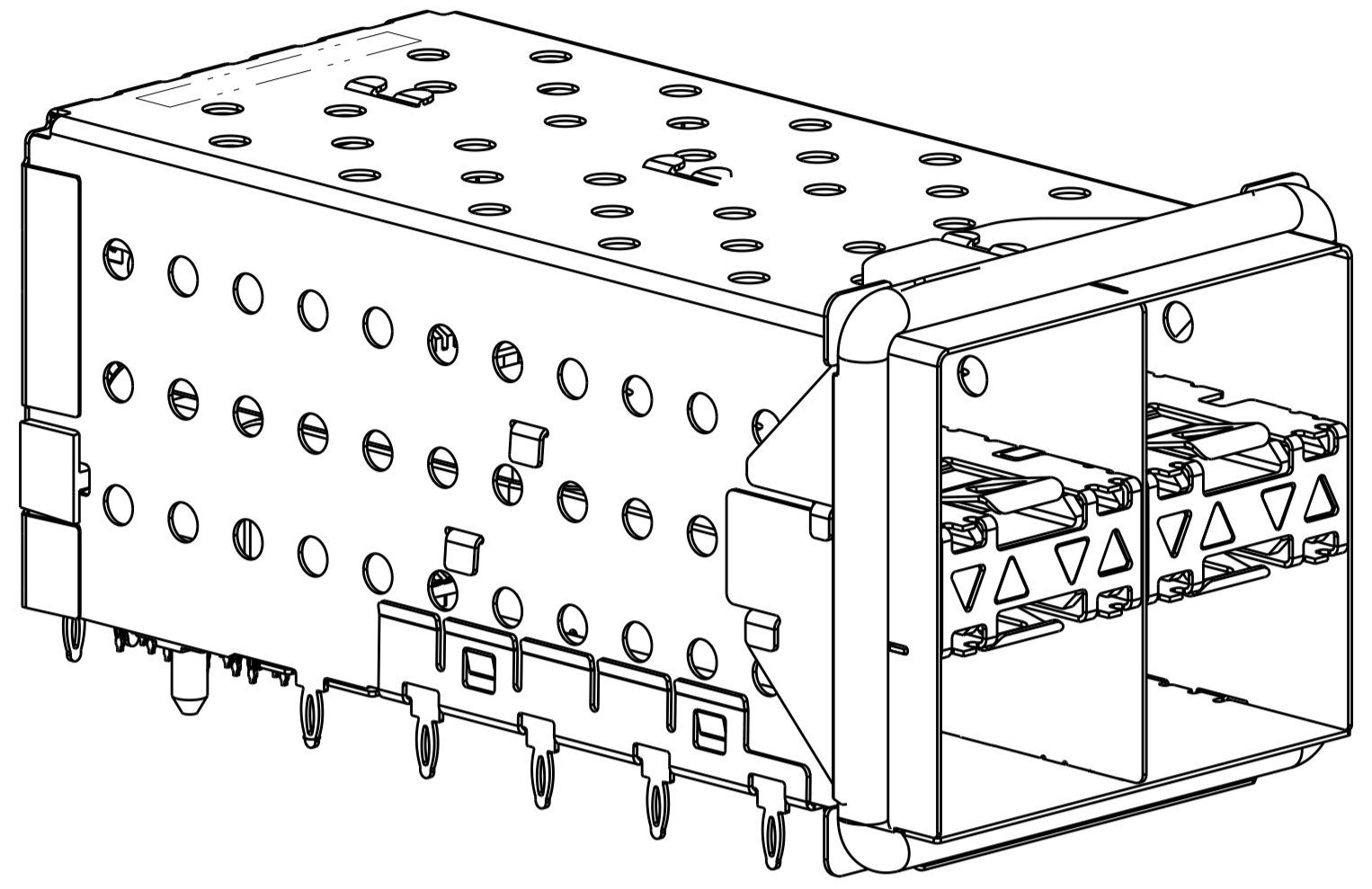
DIMENSIONS: mm
 TOLERANCES UNLESS OTHERWISE SPECIFIED:
 0 PLC ±0.10
 1 PLC ±0.10
 2 PLC ±0.10
 3 PLC ±0.10
 4 PLC ±0.10
 ANGLES ±°

MATERIAL: △
 FINISH: △ △ △

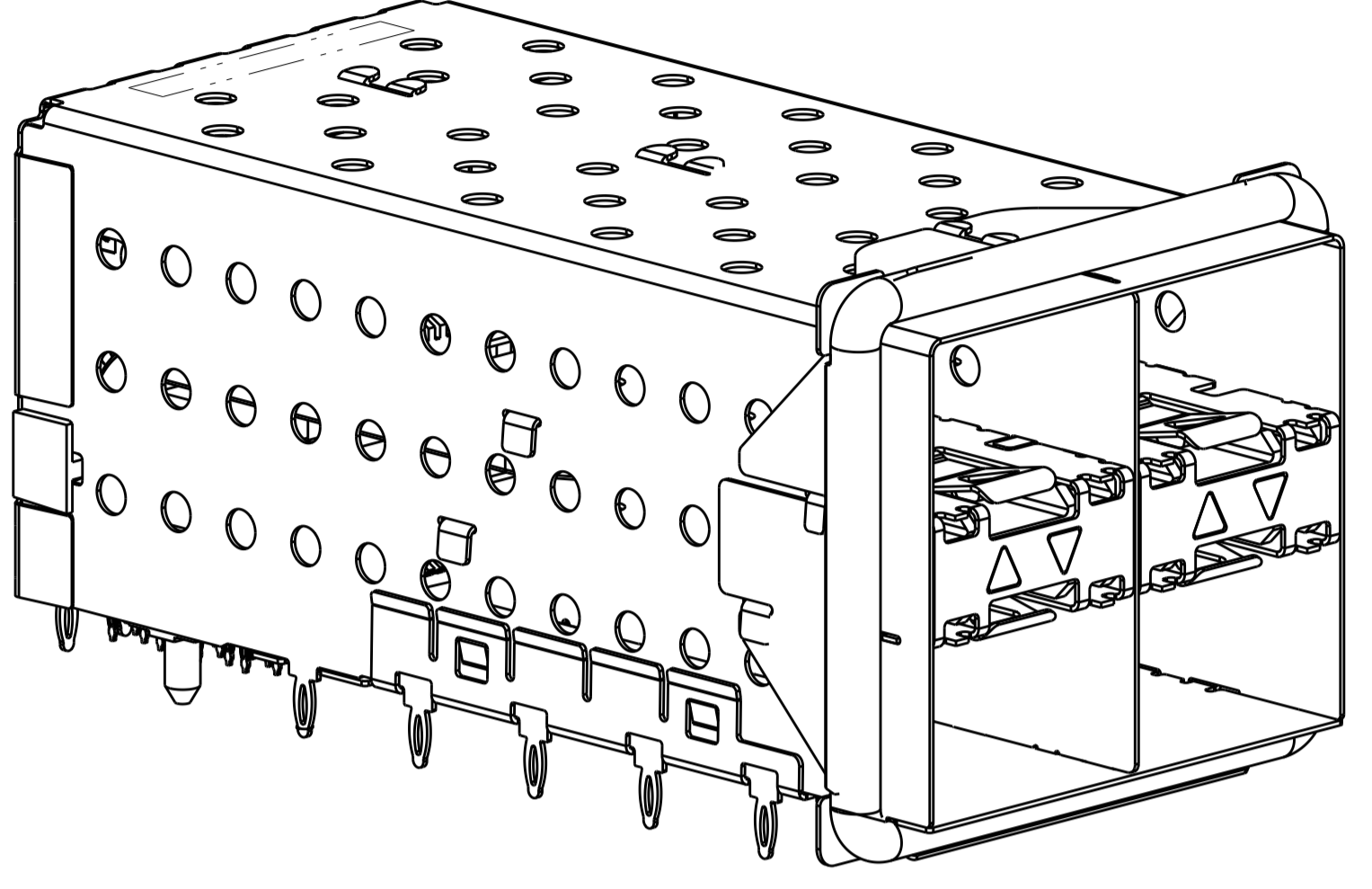
NAME: CAGE AND PT CONNECTOR ASSEMBLY, WITH EMI GASKET, PRESS FIT, 2X2, STACKED SFP+
 PRODUCT SPEC: 108-2331
 APPLICATION SPEC: 114-13219
 SIZE: 114-13219
 WEIGHT: -
 CUSTOMER DRAWING

STE TE Connectivity
 A100779C=2007417
 SCALE: 4:1 SHEET 1 OF 4 REV D1

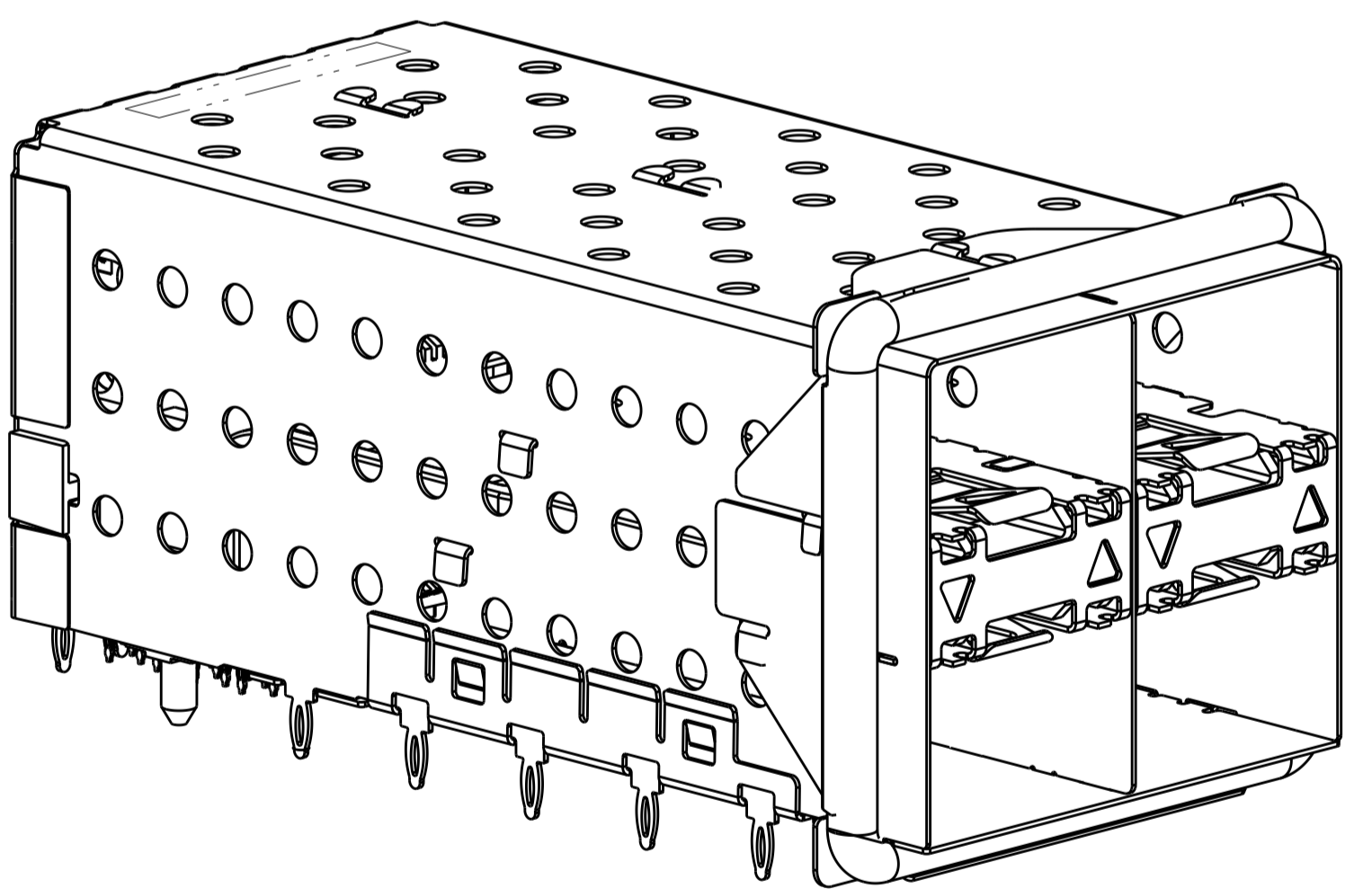
REVISIONS				
P.	LTN	DESCRIPTION	DATE	APVD
-	-	SEE SHEET 1	-	-



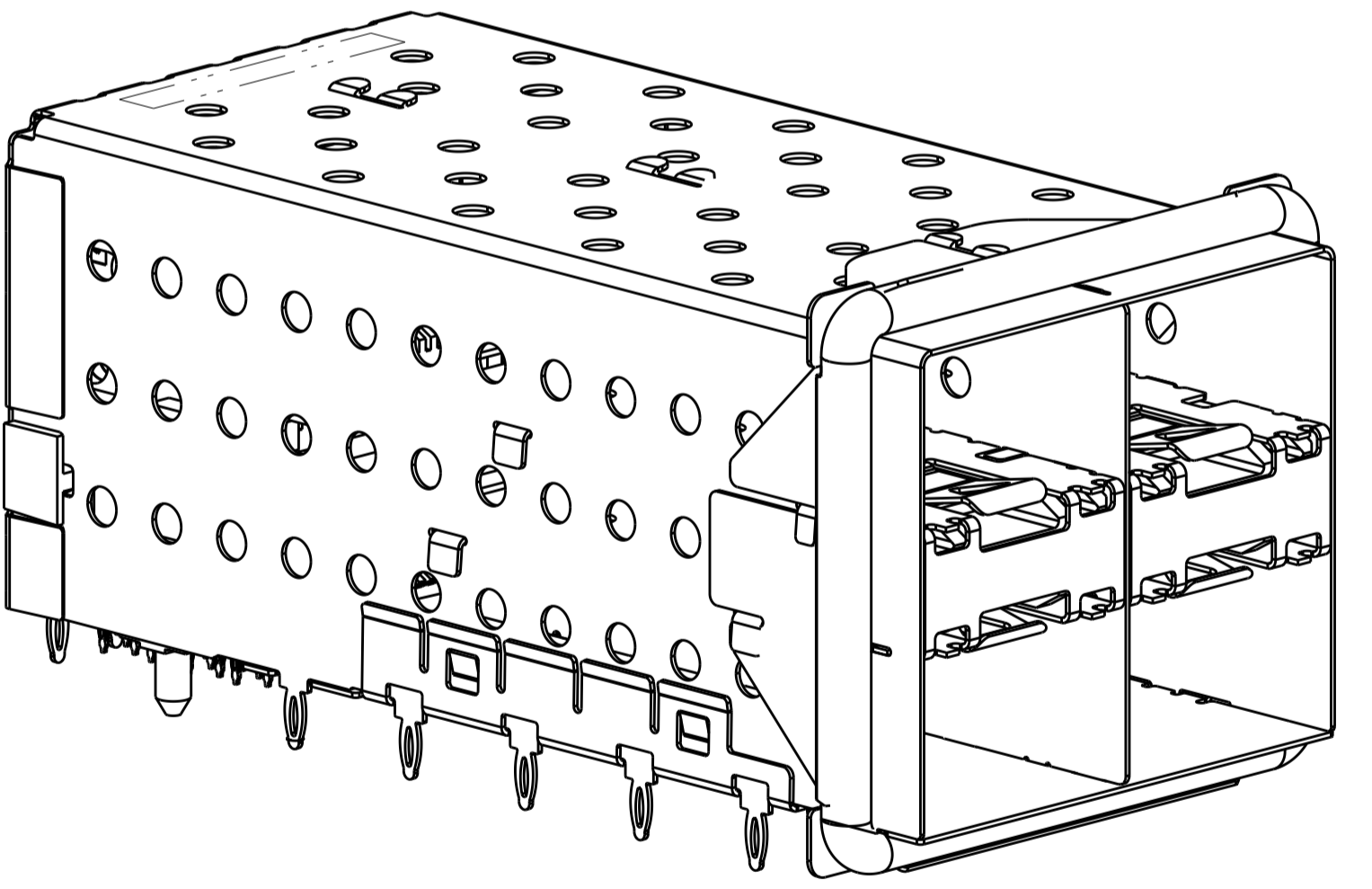
2007417-5 AND 1-2007417-5
SCALE 3:1



2007417-6 AND 1-2007417-6
SCALE 3:1



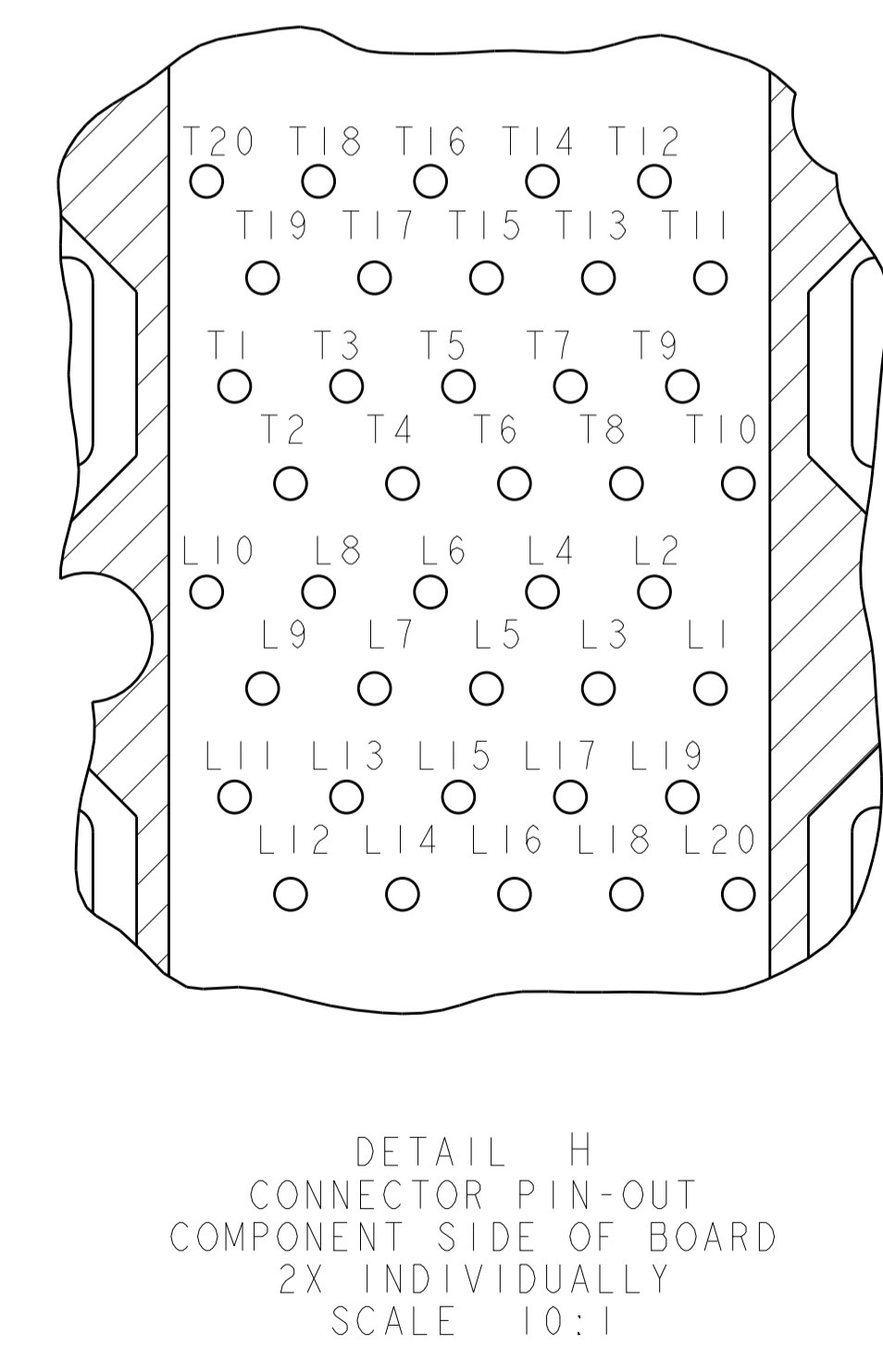
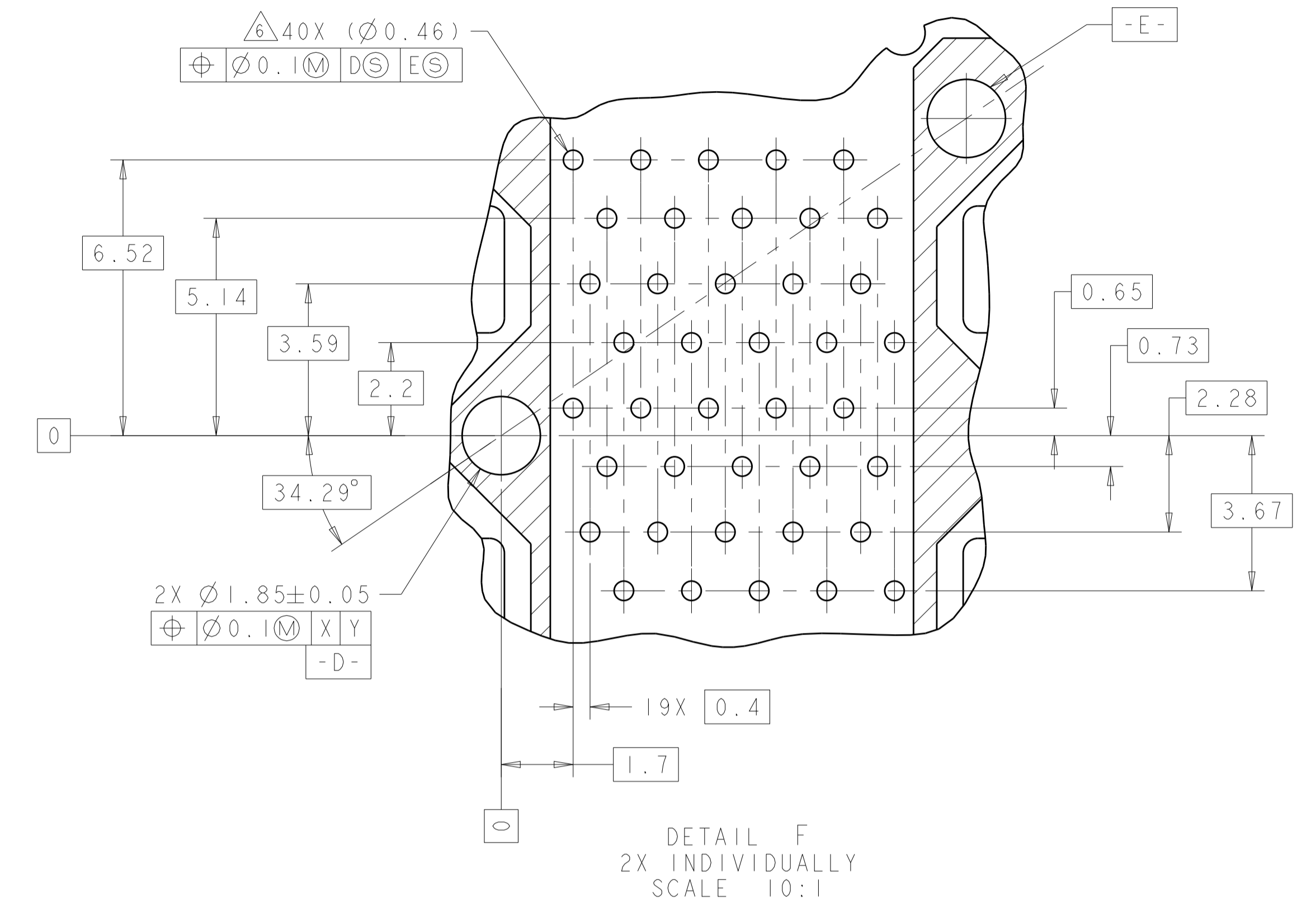
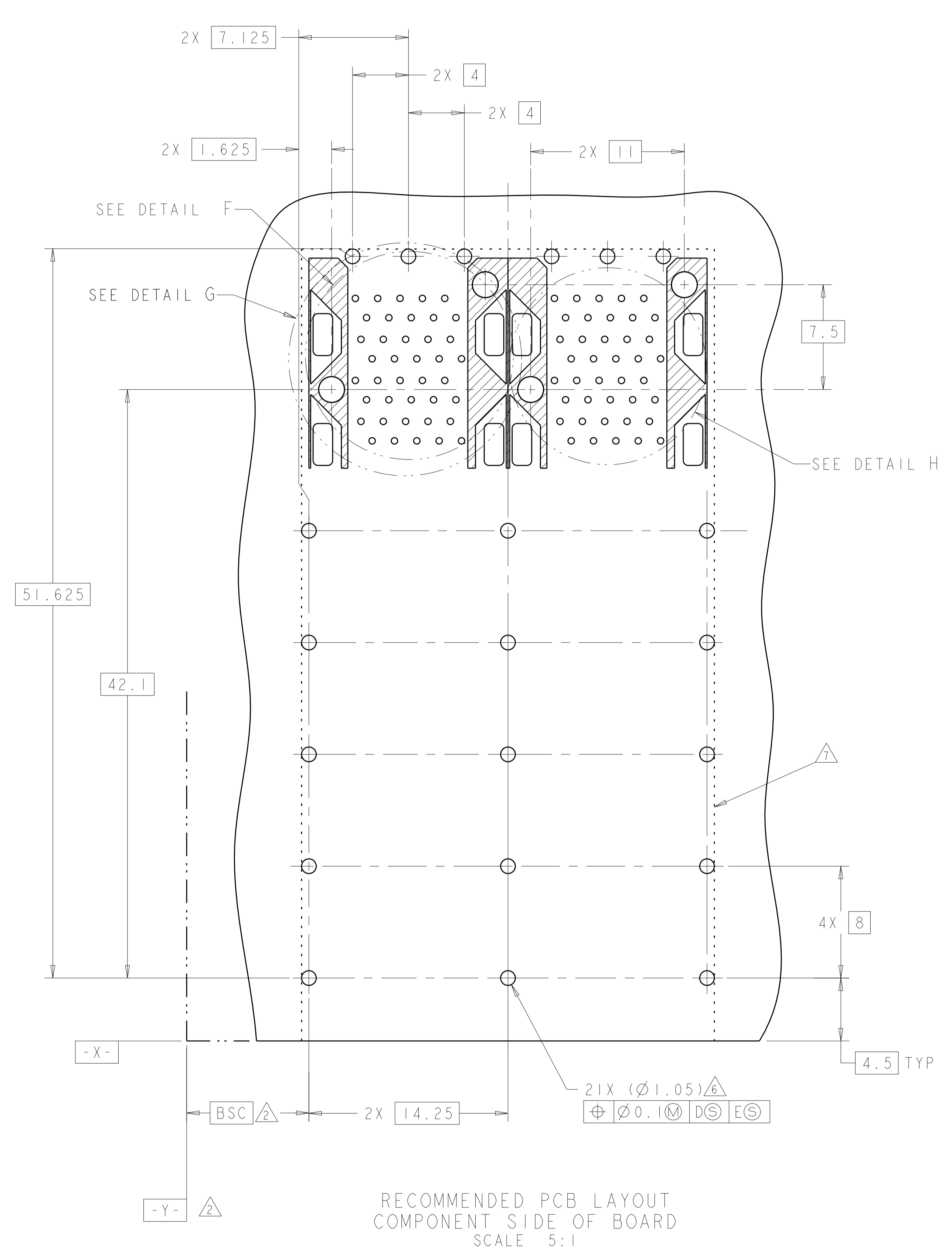
2007417-7 AND 1-2007417-7
SCALE 3:1



2007417-8 AND 1-2007417-8
SCALE 3:1

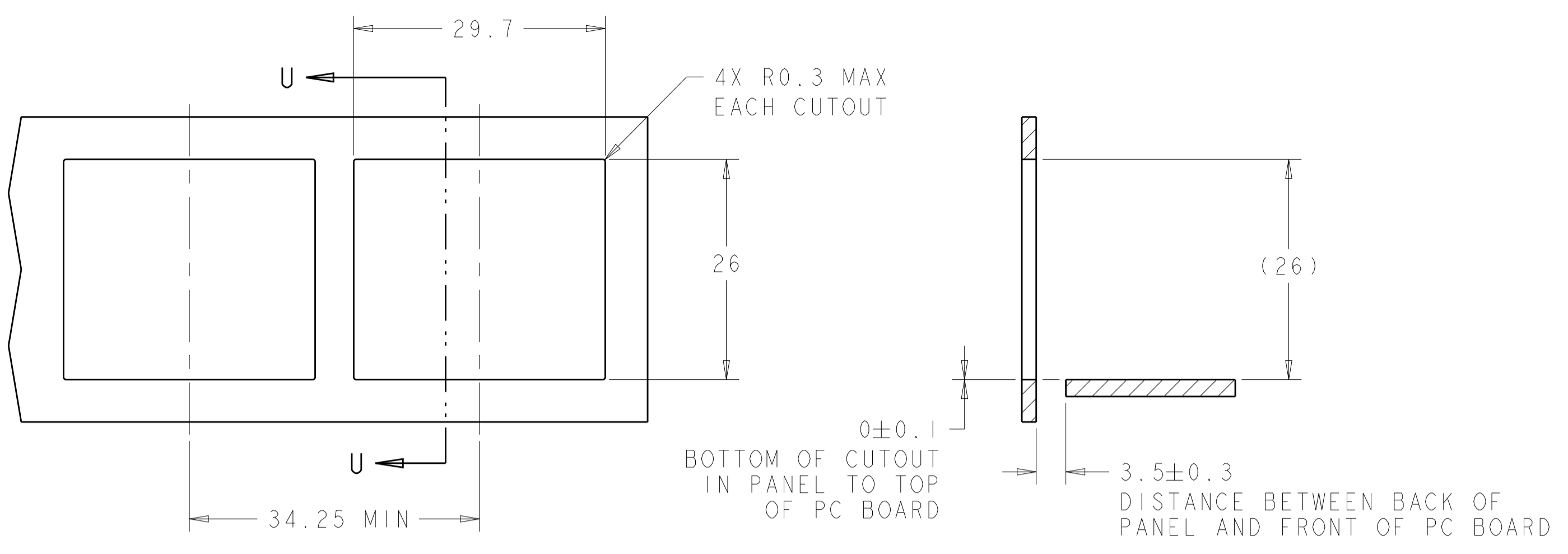
THIS DRAWING IS A CONTROLLED DOCUMENT.		DWN: M. SHIRK 23OCT2007	STE TE Connectivity
DIMENSIONS: mm		CHK: D. SZCZESNY 23OCT2007	
TOLERANCES UNLESS OTHERWISE SPECIFIED:		APVD: D. SZCZESNY 23OCT2007	NAME: CAGE AND PT CONNECTOR ASSEMBLY, WITH EMI GASKET, PRESS FIT, 2X2, STACKED SFP+
0 PLC ±0.10		PRODUCT SPEC: 108-2331	
1 PLC ±0.10		APPLICATION SPEC: 114-13219	SIZE: A100779 C=2007417
2 PLC ±0.10		WEIGHT: -	
3 PLC ±0.10		FINISH: -	CUSTOMER DRAWING
4 PLC ±0.10		RESTRICTED TO: -	
ANGLES ±°		SCALE: 4:1	SHEET 2 OF 4
MATERIAL: -		REV: D1	

REVISIONS				
P.	LTN.	DESCRIPTION	DATE	APVD.
-	-	SEE SHEET 1	-	-



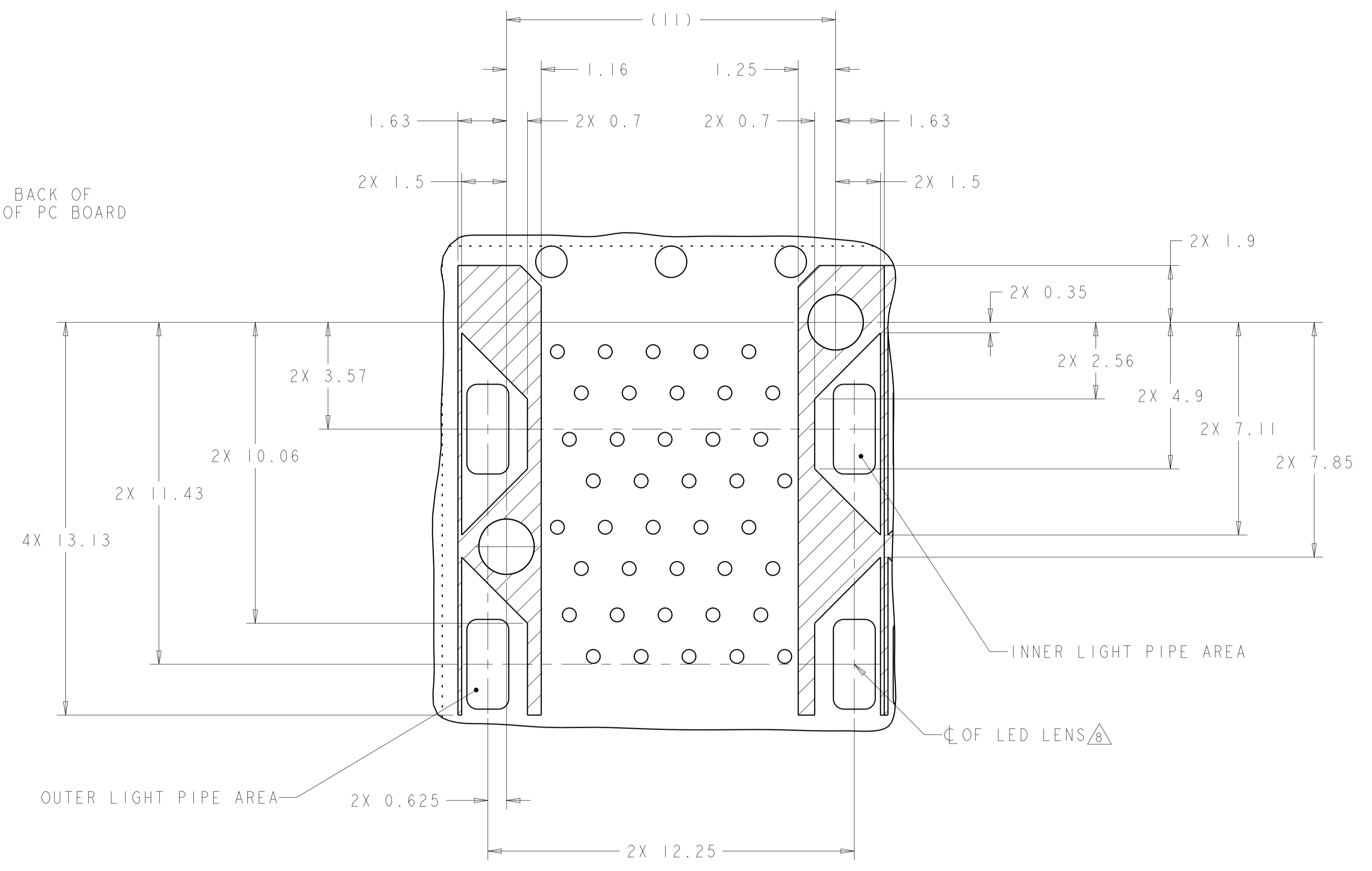
THIS DRAWING IS A CONTROLLED DOCUMENT.		DWN: M. SHIRK 23OCT2007 CHK: D. SZCZESNY 23OCT2007 APVD: D. SZCZESNY 23OCT2007	TE Connectivity
DIMENSIONS: mm 	TOLERANCES UNLESS OTHERWISE SPECIFIED: 0 PLC ±0.10 1 PLC ±0.10 2 PLC ±0.10 3 PLC ±0.10 4 PLC ±0.10 ANGLES ±°	PRODUCT SPEC: 108-2331 APPLICATION SPEC: 114-13219 WEIGHT: -	
MATERIAL:	FINISH:	CUSTOMER DRAWING	SCALE: 4:1 SHEET 1 OF 4 REV: D1

REVISIONS				
P.	LTN.	DESCRIPTION	DATE	APVD.
-	-	SEE SHEET 1	-	-



RECOMMENDED PANEL CUTOUT
 AND PC BOARD, PANEL POSITION
 SCALE 2:1

SECTION U-U



DETAIL G
 CONNECTOR HOUSING
 KEEPOUT ZONE
 2X INDIVIDUALLY
 SCALE 10:1

THIS DRAWING IS A CONTROLLED DOCUMENT.		DWN: M. SHIRK 23OCT2007 CHK: D. SZCZESNY 23OCT2007 APVD: D. SZCZESNY 23OCT2007	TE Connectivity	
DIMENSIONS: mm	TOLERANCES UNLESS OTHERWISE SPECIFIED: 0 PLC ±0.10 1 PLC ±0.10 2 PLC ±0.10 3 PLC ±0.10 4 PLC ±0.10 ANGLES ±°	NAME: CAGE AND PT CONNECTOR ASSEMBLY, WITH EMI GASKET, PRESS FIT, 2X2, STACKED SFP+ PRODUCT SPEC: 108-2331 APPLICATION SPEC: 114-13219 WEIGHT: - MATERIAL: - FINISH: -		SIZE: A100779 CAGE CODE: C=2007417 RESTRICTED TO: -
CUSTOMER DRAWING		SCALE: 4:1	SHEET 1 OF 4	REV: D1