

ZB4BW7L37417

Head for illuminated double headed push button, Harmony XB4, green flush/red projecting pushbutton Ø22 mm with marking



Main

| | |
|-------------------------------|---|
| Range of Product | Harmony XB4 |
| Product or Component Type | Head for illuminated double-headed push-button |
| Product Compatibility | Integral LED |
| Device short name | ZB4 |
| Bezel material | Black metal |
| Head type | Standard |
| Mounting diameter | 0.87 in (22 mm) |
| Sale per indivisible quantity | 1 |
| Shape of signaling unit head | Rectangular |
| Type of operator | Spring return |
| Operator profile | 1 flush - 1 projecting push-buttons - 1 central pilot light |
| Operators description | Green "I" - red "O" |

Complementary

| | |
|------------------------------------|--|
| CAD overall width | 1.18 in (30 mm) |
| CAD overall height | 1.97 in (50 mm) |
| CAD overall depth | 1.18 in (30 mm) |
| Net Weight | 0.12 lb(US) (0.056 kg) |
| Resistance to high pressure washer | 1015.26 psi (7000000 Pa) 131 °F (55 °C) 0.1 m |
| Colour of marking | Black marking when white caps White marking when green, red or black caps |
| Operator profile | Green flush, I white) Red projecting, O white) |
| Mechanical durability | 1000000 cycles |
| Electrical composition code | M1 6 single front mounting integral LED M2 6 single and double front mounting integral LED M6 2 single front mounting integral LED and transformer M10 2 single front mounting integral LED |
| Device presentation | Basic sub-assemblies |

Environment

| | |
|---------------------------------------|---|
| Protective treatment | TH |
| Ambient Air Temperature for Storage | -40...158 °F (-40...70 °C) |
| Ambient Air Temperature for Operation | -40...158 °F (-40...70 °C) |
| Electrical shock protection class | Class I IEC 61140 |
| IP degree of protection | IP66 IEC 60529 IP69K IP69 IEC 60529 |
| NEMA degree of protection | NEMA 13 NEMA 4X |
| IK degree of protection | IK06 IEC 50102 |

The information provided in this documentation contains general descriptions and/or technical characteristics of the performance of the products contained herein. This documentation is not intended as a substitute for and is not to be used for determining suitability or reliability of these products for specific user applications. It is the duty of any such user or integrator to perform the appropriate and complete risk analysis, evaluation and testing of the products with respect to the relevant specific application or use thereof. Neither Schneider Electric Industries SAS nor any of its affiliates or subsidiaries shall be responsible or liable for misuse of the information contained herein.

| | |
|------------------------|---|
| Standards | EN/IEC 60947-1 EN/IEC 60947-5-4 EN/IEC 60947-5-5 CSA C22.2 No 14 EN/IEC 60947-5-1 JIS C8201-5-1 UL 508 JIS C8201-1 |
| Product Certifications | CSA DNV LROS (Lloyds register of shipping) UL Listed GL BV |
| Vibration resistance | 5 gn 2...500 Hz)IEC 60068-2-6 |
| Shock resistance | 30 gn 18 ms) half sine wave acceleration IEC 60068-2-27 50 gn 11 ms) half sine wave acceleration IEC 60068-2-27 |

Ordering and shipping details

| | |
|-----------------------|-----------------------------------|
| Category | 22468-PUSHBUTTONS,22MM(METAL) NEW |
| Discount Schedule | CS2 |
| GTIN | 3389119044004 |
| Nbr. of units in pkg. | 1 |
| Package weight(Lbs) | 1.98 oz (56.0 g) |
| Returnability | No |
| Country of origin | FR |

Packing Units

| | |
|------------------------|------------------|
| Unit Type of Package 1 | PCE |
| Package 1 Height | 1.77 in (4.5 cm) |
| Package 1 width | 1.30 in (3.3 cm) |
| Package 1 Length | 2.09 in (5.3 cm) |

Offer Sustainability

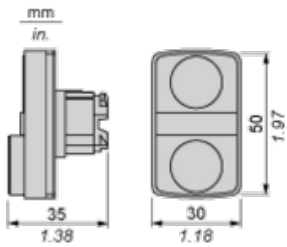
| | |
|----------------------------|---|
| Sustainable offer status | Green Premium product |
| California proposition 65 | WARNING: This product can expose you to chemicals including: Lead and lead compounds, which is known to the State of California to cause cancer and birth defects or other reproductive harm. For more information go to www.P65Warnings.ca.gov |
| REACH Regulation | REACH Declaration |
| REACH free of SVHC | Yes |
| EU RoHS Directive | Pro-active compliance (Product out of EU RoHS legal scope) EU RoHS Declaration |
| Toxic heavy metal free | Yes |
| Mercury free | Yes |
| RoHS exemption information | Yes |
| China RoHS Regulation | China RoHS Declaration |
| Environmental Disclosure | Product Environmental Profile |
| Circularity Profile | End Of Life Information |

Contractual warranty

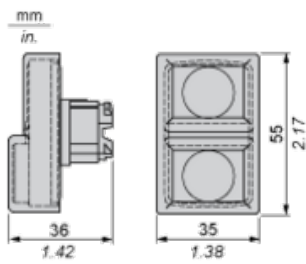
| | |
|----------|-----------|
| Warranty | 18 months |
|----------|-----------|

Dimensions

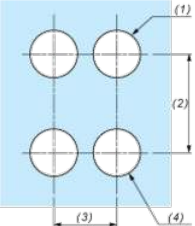
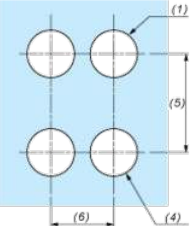
Without Boot



With Boot ZBA710



Panel Cut-out for Pushbuttons, Switches and Pilot Lights (Finished Holes, Ready for Installation)

| Connection by Screw Clamp Terminals or Plug-in Connectors or on Printed Circuit Board | Connection by Faston Connectors |
|---|---|
|  |  |
| <p>(1) Diameter on finished panel or support (2) 40 mm min. / 1.57 in. min. (3) 30 mm min. / 1.18 in. min. (4) $\varnothing 22.5$ mm / 0.89 in. recommended ($\varnothing 22.3$ mm $_0^{+0.4}$ / 0.88 in. $_0^{+0.016}$) (5) 45 mm min. / 1.78 in. min. (6) 32 mm min. / 1.26 in. min.</p> | |

Pushbuttons, Switches and Pilot Lights for Printed Circuit Board Connection

Panel Cut-outs (Viewed from Installer's Side)



A: 30 mm min. / 1.18 in. min.
 B: 40 mm min. / 1.57 in. min.

Printed Circuit Board Cut-outs (Viewed from Electrical Block Side)

Dimensions in mm



(1) Panel

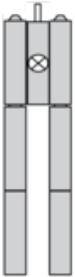
(2) Printed circuit board

Mounting of Adapter (Socket) ZBZ 01•

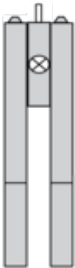
- 1 2 elongated holes for ZBZ 006 screw access
- 2 1 hole $\varnothing 2.4 \text{ mm} \pm 0.05 / 0.09 \text{ in.} \pm 0.002$ for centring adapter ZBZ 01•
- 3 8 × $\varnothing 1.2 \text{ mm} / 0.05 \text{ in.}$ holes
- 4 1 hole $\varnothing 2.9 \text{ mm} \pm 0.05 / 0.11 \text{ in.} \pm 0.002$, for aligning the printed circuit board (with cut-out marked a)
- 5 1 elongated hole for aligning the printed circuit board (with cut-out marked b)
- 6 4 holes $\varnothing 2.4 \text{ mm} / 0.09 \text{ in.}$ for clipping in adapter ZBZ 01•

Dimensions An + 18.1 relate to the $\varnothing 2.4 \text{ mm} \pm 0.05 / 0.09 \text{ in.} \pm 0.002$ holes for centring adapter ZBZ 01•.

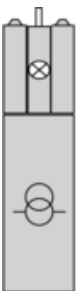
Electrical Composition Corresponding to Codes M1 and M7



Electrical Composition Corresponding to Codes M2 and M8



Electrical Composition Corresponding to Codes M6 and P2



Electrical Composition Corresponding to Codes M5, M10, MF1, MR1 and MF2



Legend

Single contact

Double contact

Light block

Possible location

