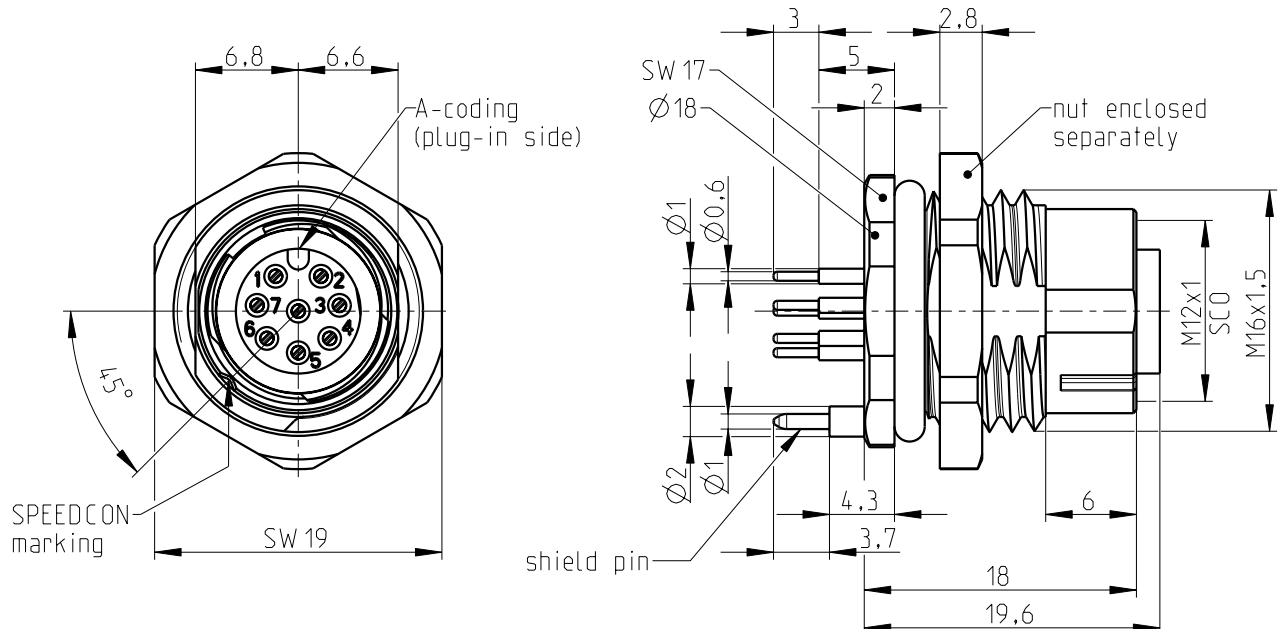


The copying, distribution and utilization of this document as well as the communication of the contents to others without expressed authorization is prohibited according to §18 UWG German Law. Offenders will be held liable for the payment of damages according to §19 UWG German Law. All rights reserved, in particular the right to carry out patent, utility model or ornamental design registrations.

Weitergabe sowie Vervielfältigung dieses Dokuments, Verwertung und Mitteilung seines Inhalts gem §18 UWG verboten, soweit nicht ausdrücklich gestattet. Zuwiderhandlungen verpflichten zu Schadensersatz (§19 UWG). Alle Rechte vorbehalten, insbesondere das Recht, Patent-, Gebrauchsmuster- oder Geschmacksmusteranmeldungen durchzuführen. CONINVERS GmbH Heisenbergstrasse 1 D-71083 Herrenberg

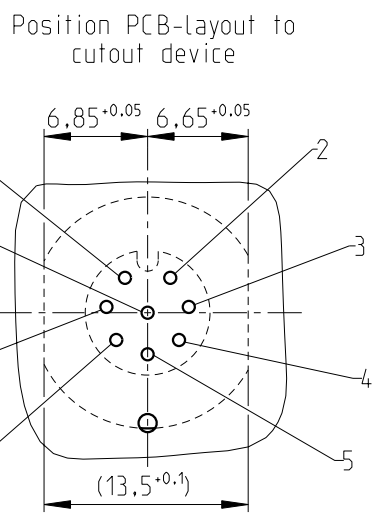
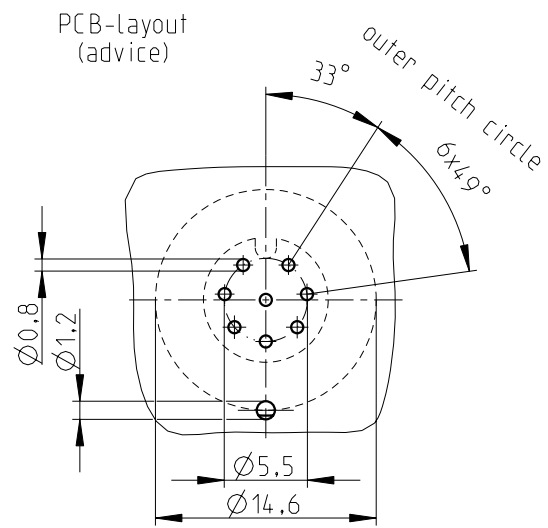
Mechanical data (according to IEC 61076-2-101)		Material	
no. of poles / coding	8 / A	housing / surface	GD-Zn / Ni
contact termination	dip solder / socket	contact carrier	PA 66 / UL 94 V0
contact-Ø	0.8mm	colour	black
temperature range	-40 °C / +85 °C	wire	-
protection class	IP 67	cross section	-
mating cycles	> 100	contacts / surface	CuZn / Au
locking system	M12 STANDARD / SPEEDCON	sealing gasket	FKM / NBR
		potting	-

further information:
 - see technical data M12-1
 - see installation recommendation M16x1,5 design DSI



All specified data refers to the mounted M12 installation plugs ≥ IP54 and requires that the connector pair be correctly plugged and locked. Influences from wires, cables or PCB mounting are also to be taken into consideration.

View of pin assignment Plug-in side



general tolerance acc. to DIN ISO 2768-c		technical changes reserved		Index 2 / 2012-05-09		scale: 2:1	
design	date	name	description: Housing with dip solder contacts Rear mounting (M16x1,5)				
chk.	2010-08-18	Bengel					
			drawing-no.:	BA-08S2N22MB00	doc.-no.:	00660493	
			order-no.:	1441930			
			article designation:	SACC-DSI-M12FS-8CON-M16 SH			
page: 1 of: 1							