SCEP104L

SMD POWER INDUCTORS

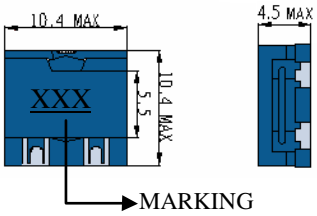

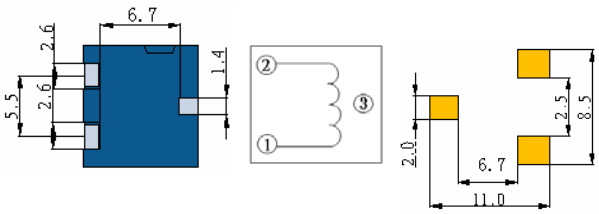

● Features
1 Excellent Power Density
2 Engineered to Provide High Efficiency

ELECTRICAL CHARACTERISTICS

Part Number	Inductance (uH) (1)	Test Frequency	DC Resistance (Ω MAX) (2)	Saturation Current (3) (A)	Temperature Current (4) (A)
SCEP104L-R36	0.36	100KHZ	2.6m	24.2	22.0
SCEP104L-R80	0.8	100KHZ	3.7m	16.2	15.0
SCEP104L-1R4	1.4	100KHZ	5.9m	12.2	13.5
SCEP104L-2R2	2.2	100KHZ	11.8m	9.8	10.5
SCEP104L-3R2	3.2	100KHZ	18.6m	8.1	8.0
SCEP104L-4R3	4.3	100KHZ	21.8m	7.0	7.2

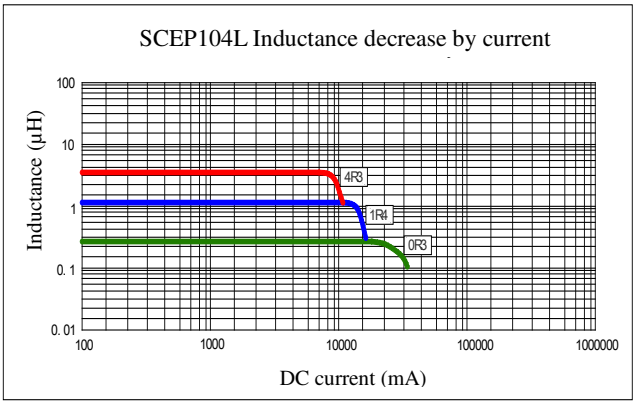

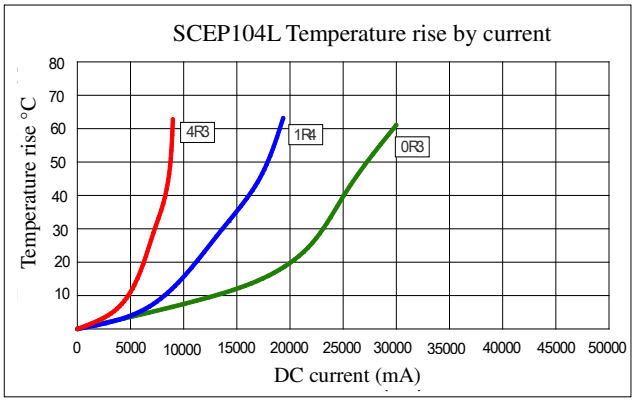

(1). Inductance tolerance for 0.36uH: ±30%, for 0.8uH~4.3uH: ±20%. Tested at 0.25V, 0ADC and 25℃
(2). DCR measured at 25℃.
(3). The DC current at which the inductance decreases by 25% from its initial value.
(4). The DC current that results in a 40℃ temperature rise from 25℃ambient.

Click here for QUANTITY PER REEL & PACKING INFORMATION

Custom versions available upon request.

© 2019 Signal Transformer –Specification subject to change without notice. 12.19

signal TRANSFORMER a bel group
belfuse.com/signal
128 Atlantic Avenue, Lynbrook, NY 11563
Toll Free 866-239-5777 • Tel 516-239-5777 • Fax 516-239-7208
Sales@signaltransformer.com • techhelp@signaltransformer.com