




Balun Transformers 50Ω to 25Ω Balanced



Description

The 3W525S is a low profile balanced to unbalanced transformer designed for push-pull amplifiers in an easy to use surface mount package for PCS and DCS applications. These compact Xinger® surface mount baluns are ideal for high volume manufacturing and are more reliable and repeatable than traditional baluns. The 3W525S has an unbalanced port impedance of 50Ω and balanced port impedances of 25Ω to ground with a 50Ω balance between outputs. This eases the matching of the push-pull amplifier's power transistors, which have low impedance levels. The output ports have equal amplitude (-3dB) with 180 degree phase differential. The Xinger® balun is a result of years of research and development culminating with a solution so unique, a patent is pending on the design approach. The 3W525S is available on tape and reel for pick and place high volume manufacturing.

Features:

- 1.8 – 2.5 GHz
- 180° Transformer
- 50 Ohm to 2 x 25 Ohm
- Low Insertion Loss
- High Power
- Even Order Suppression
- Input to Output DC Isolation
- Surface Mountable
- Tape & Reel
- Convenient Package
- Lead Free

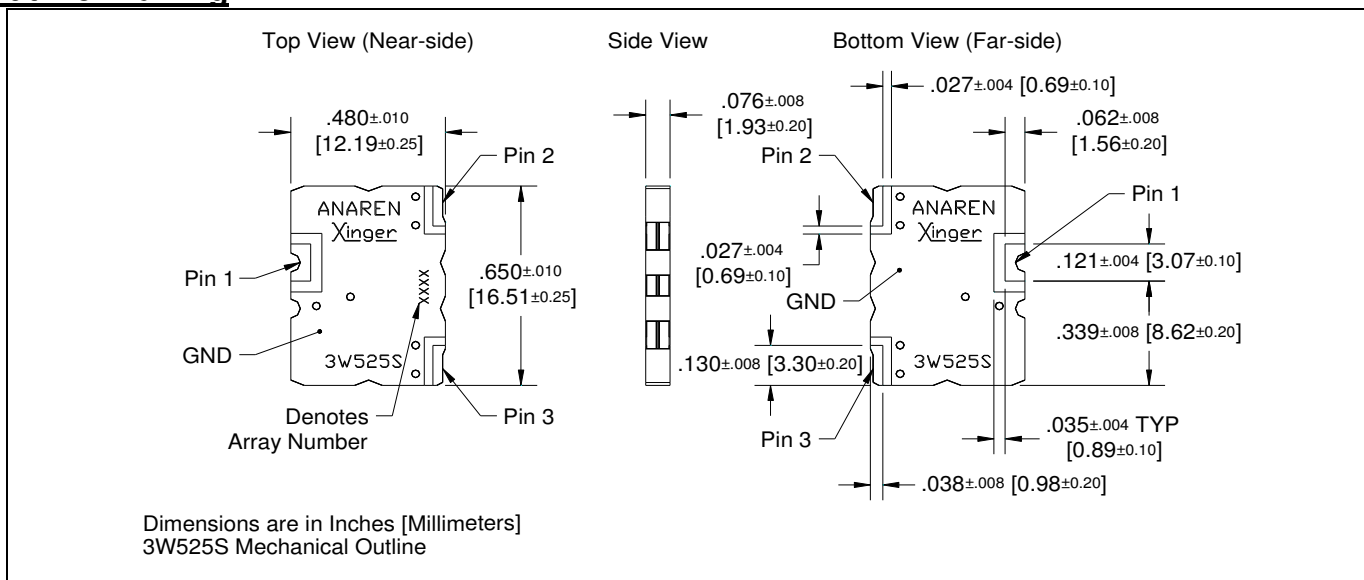
ELECTRICAL SPECIFICATIONS***

Frequency	Unbalanced Port Impedance	Balanced Port Impedance*	Return Loss	Insertion Loss**
GHz	Ohms	Ohms	dB min	dB max
1.8 – 2.5	50	25	15	0.38
1.805-2.170	50	25	15	0.35
Amplitude Balance	Phase Balance	Power Handling	θJC	Operating Temp.
dB max	Degrees max	Watts	°C / Watt	°C
0.40	180± 5.0	150	11.3	-55 to +85
0.40	180± 5.0	150	11.3	-55 to +85

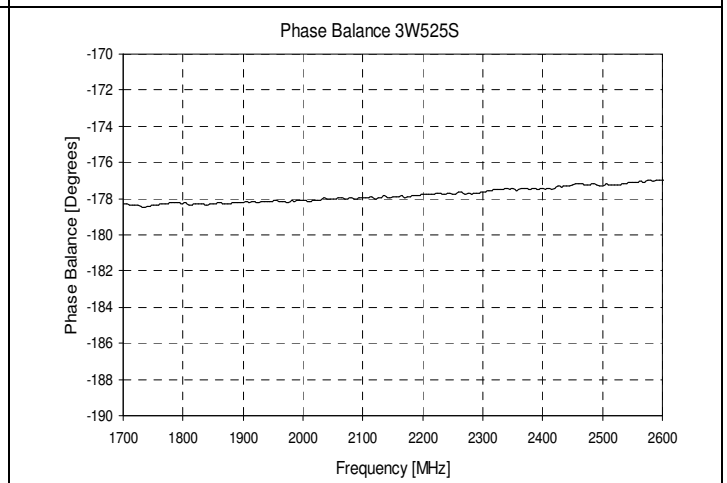
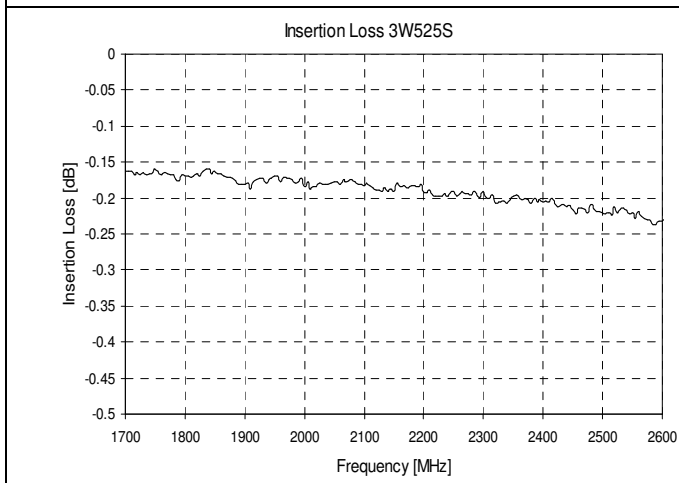
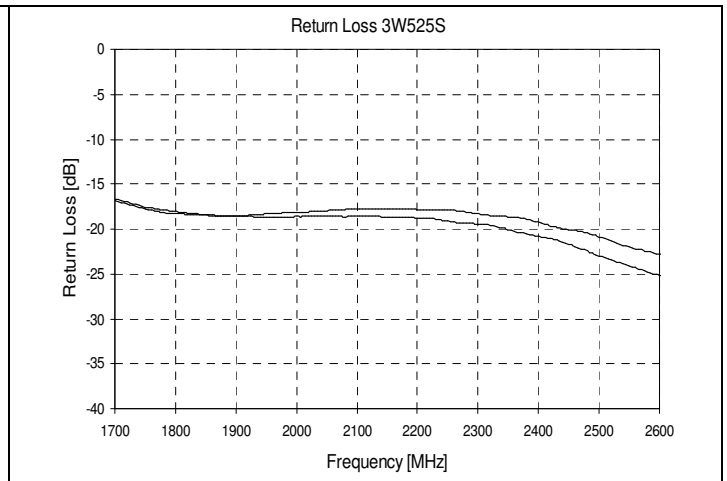
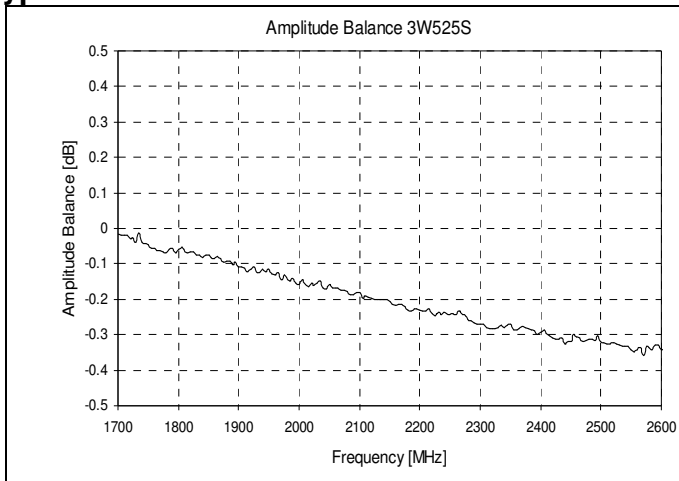
***Specification based on performance of unit properly installed on microstrip printed circuit boards with 50 Ω nominal impedance. Specifications subject to change without notice.

**Insertion Loss excludes reflected power. * 25Ω reference to ground

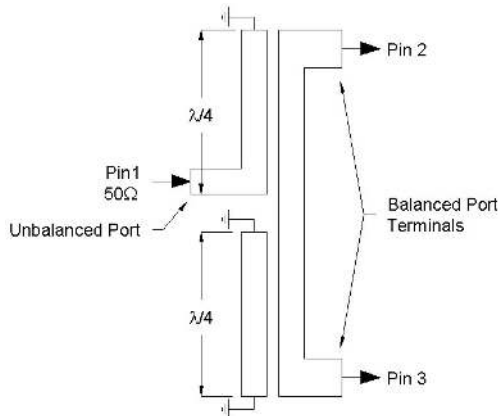
Outline Drawing



Typical Performance: 1700 MHz. to 2600 MHz.

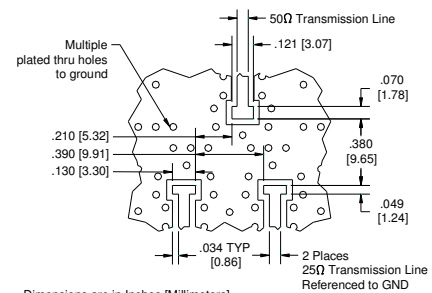
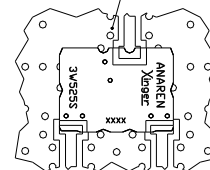


Pin Configuration



Mounting Configuration

To ensure proper electrical and thermal performance there must be a ground plane with 100% solder connection underneath the part



Dimensions are in Inches [Millimeters]
3W525S Mounting Footprint

USA/Canada: (315) 432-8909
Toll Free: (800) 544-2414
Europe: +44 2392-232392

Available on Tape and Reel For Pick and Place Manufacturing.

