



417 MHz SAW Bandpass Filter

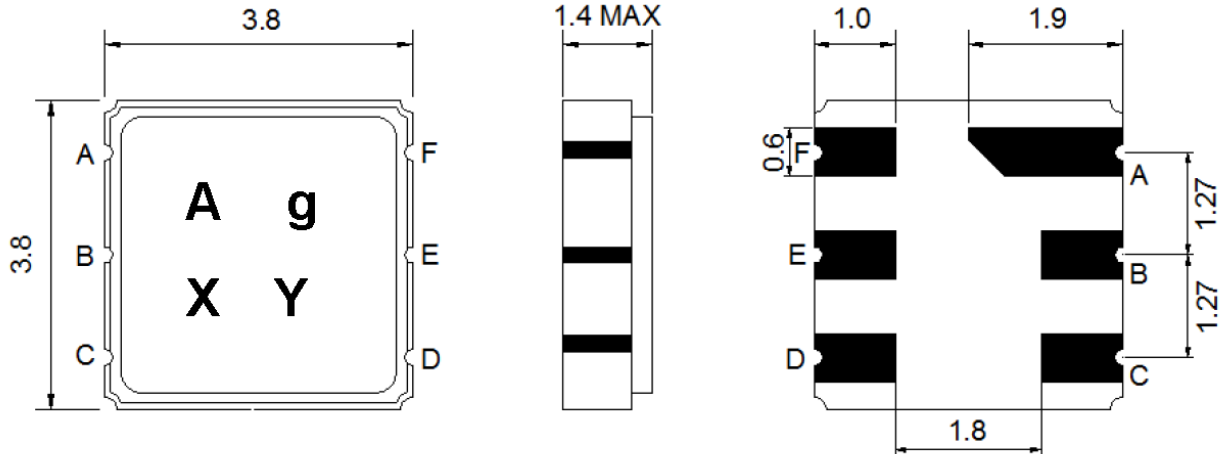
Part Number: AM417S1120



Parameters Description	Unit	Minimum	Typical	Maximum
Operating Temperature Range	°C	-30	-	+85
Storage Temperature Range	°C	-40	-	+85
Maximum DC Voltage	V	-	-	0
Maximum Input Power	dBm	-	-	27
Source Impedance (single ended) ⁽¹⁾	Ω	-	50	-
Load Impedance (single ended) ⁽¹⁾	Ω	-	50	-
Package type & size	S30			
Length x Width	mm ²	-	3.8 x 3.8	-
Height	mm	-	-	1.4

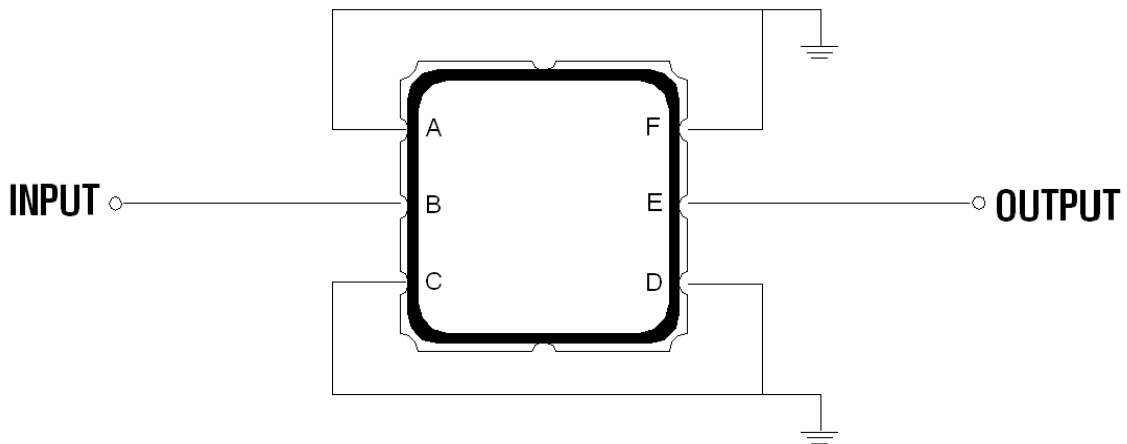
Parameters Description	Unit	Minimum	Typical	Maximum
Center Frequency (Fo)	MHz	-	417.5	-
Insertion Loss in 415.0 ~ 420.0 MHz	dB	-	1.9	3.0
Amplitude Ripple within 415.0 ~ 420.0 MHz	dB _{p-p}	-	0.6	2.0
Return Loss within 415.0 ~ 420.0 MHz	dB	10	22	-
Relative Attenuation:				
1.0 ~ 240.0 MHz	dB	25	30	-
240.0 ~ 385.0 MHz	dB	22	26	-
425.0 ~ 430.0 MHz	dB	30	47	-
430.0 ~ 480.0 MHz	dB	25	31	-
480.0 ~ 660.0 MHz	dB	22	28	-
660.0 ~ 1500.0 MHz	dB	20	22	-

Notes : (1) No Matching Network .



Marking Descriptions	
A	CDMA450 Application
g	Series Number
X	Date Code(Year)
Y	Date Code(Month)

Pin Description	
A, C, D, F	Ground
B	In
E	Out

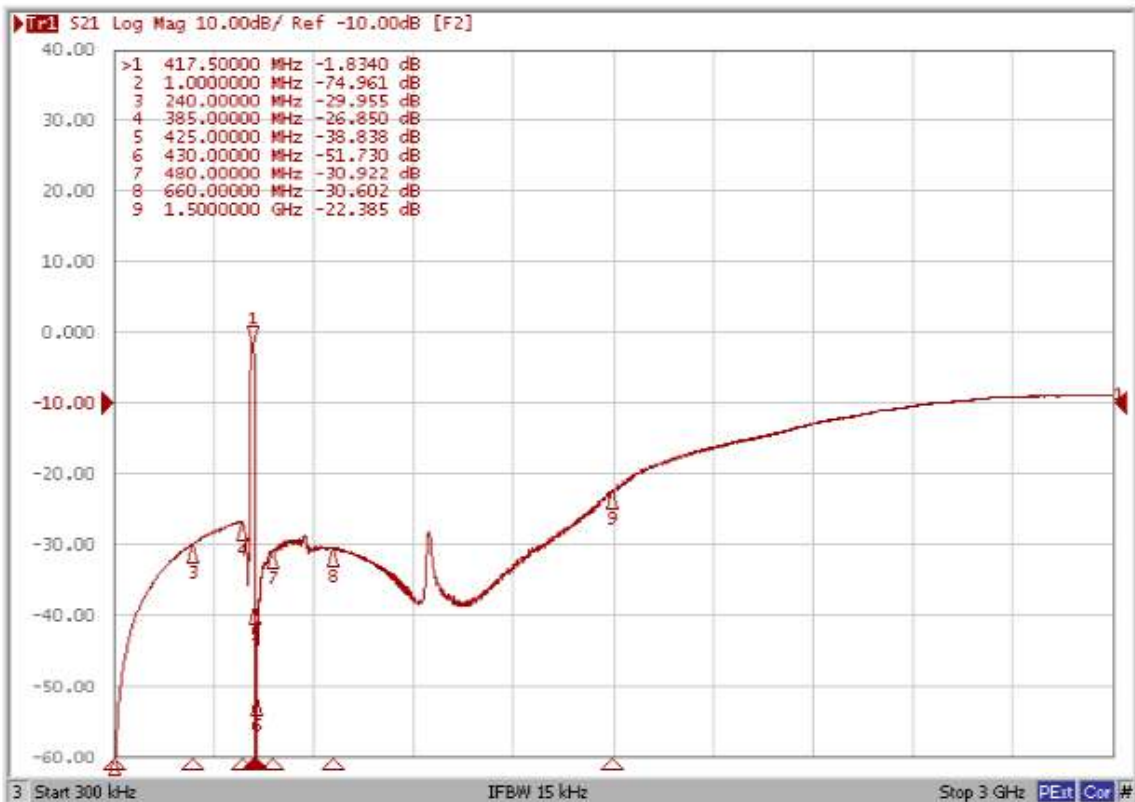


Source & Load Impedance: 50 Ω



417 MHz SAW Bandpass Filter

Part Number: AM417S1120





417 MHz SAW Bandpass Filter

Part Number: AM417S1120

