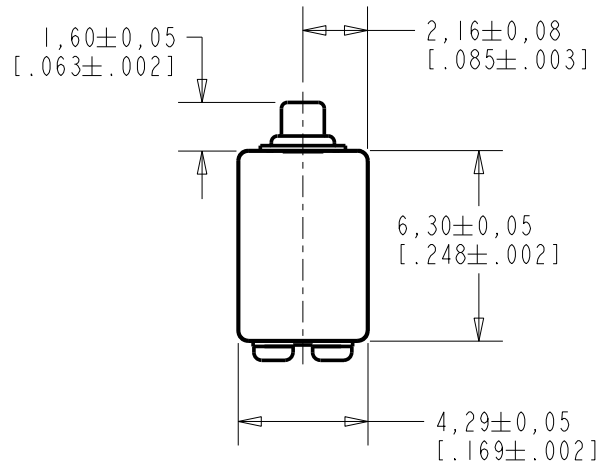
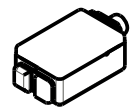
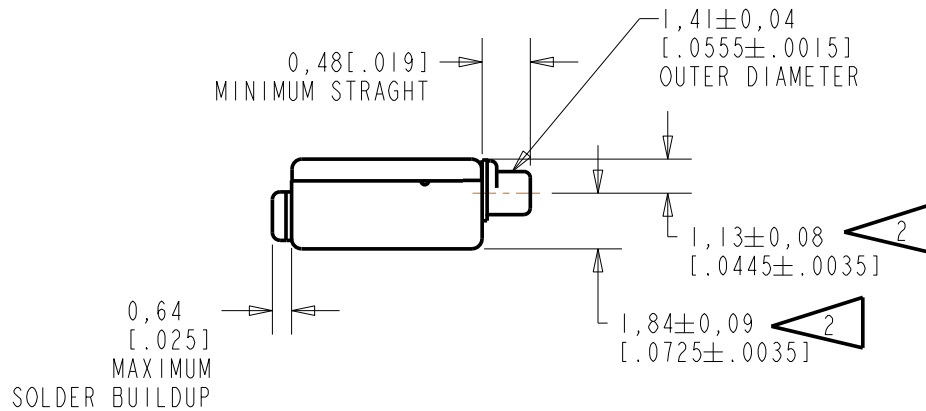
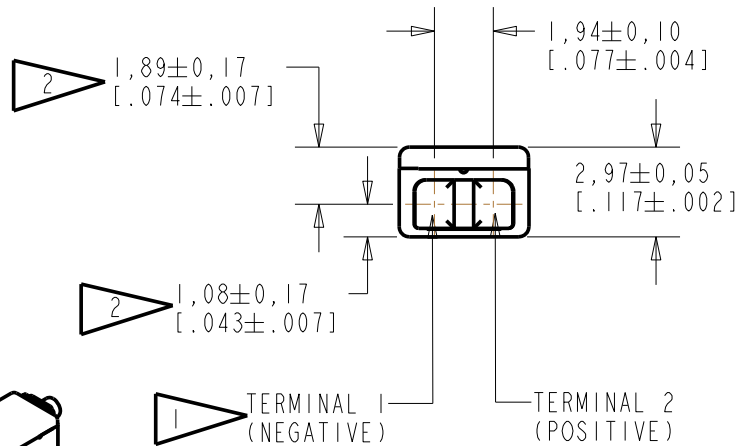


ED-23147-000
SHT 1.1



NOTE:

- 1 A POSITIVE GOING VOLTAGE AT TERMINAL 2, RELATIVE TO TERMINAL 1, CAUSES A DECREASE IN PRESSURE AT THE SOUND OUTLET.
- 2 LOCATED FROM TWO SURFACES FOR CUSTOMER CONVENIENCE. ONLY APPLICABLE FROM ONE SURFACE, NOT TO BE USED TOGETHER. HORIZONTAL LOCATION FOR TERMINAL CENTERED TO ±0,17 [.007].



SCALE 2:1

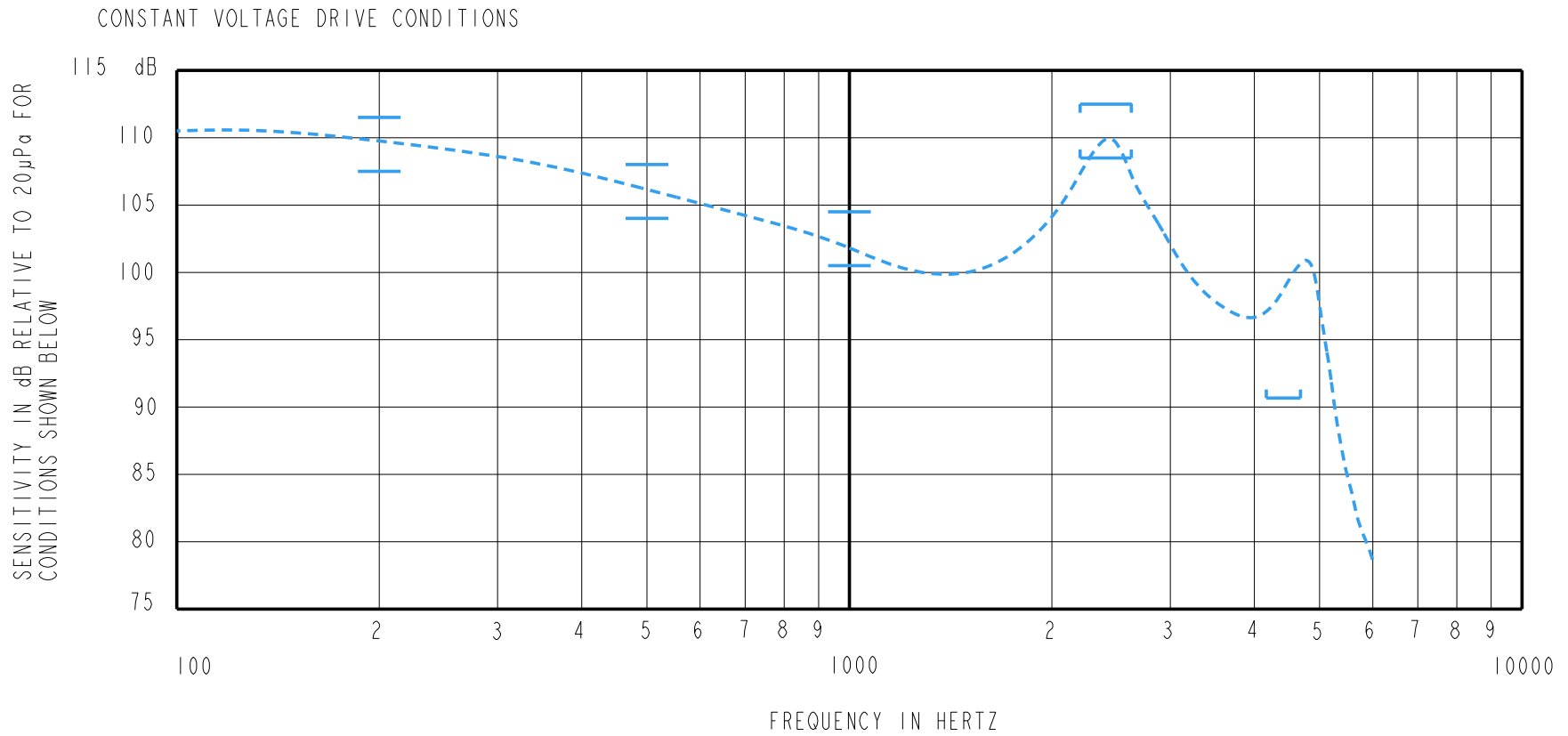
NOMINAL WEIGHT
 .31 GRAM

DIMENSIONS IN MILLIMETERS [INCHES]

Revision	C.O. #	Implementation Date	RELEASE LEVEL	REVISION
D	C10108499	11-12-08	Active	D

SCALE: 4:1	DR. BY: CRG	DATE: 12-27-05
DO NOT SCALE DRAWING	CK. BY: GJP	DATE: 12-29-05
TITLE: RECEIVER	ED-23147-000	APP. BY: GJP
OUTLINE DRAWING	SHT 1.1	DATE: 12-29-05

KNOWLES ELECTRONICS
 ITASCA, ILLINOIS U.S.A.



ACOUSTICAL

SENSITIVITY
DEVICE WILL PRODUCE THE SPL LISTED BELOW UNDER TEST CONDITIONS DESCRIBED IN TABLE 3.
NOMINAL SENSITIVITY AT 1kHz IS dB RELATIVE TO 20µPa. ALL OTHER VALUES
IN dB RELATIVE TO THE SENSITIVITY AT 1kHz.

FREQUENCY (Hz)	MINIMUM	NOMINAL	MAXIMUM
200	+5.0	+7.0	+9.0
500	+1.5	+3.5	+5.5
1000	-2.0	102.5	+2.0
2000 - 3000	+6.0	+8.0	+10.0
4400	-12.0	---	---

PORT LOCATION: 12C

TABLE 1

TOTAL HARMONIC DISTORTION
DEVICE WILL NOT EXCEED TOTAL HARMONIC DISTORTION LEVELS LISTED BELOW.

FREQUENCY (Hz)	AC DRIVE (V rms)	DC BIAS (mA)	LIMIT (%)
500	0.413	0	10
830	0.146	0	5
1250	0.146	0	5

TABLE 2

TEST CONDITIONS

NOMINAL SOURCE VOLTAGE	0.146 V rms, 0mA DC BIAS
SOURCE IMPEDANCE	<1 Ohm
TUBING	10mm [.394"] LONG, 1mm [.039"] I.D.
COUPLER CAVITY	2 CM ³ , SIMULATED ANSI S3.7 TYPE HA-3 (IEC 126)

TABLE 3

ELECTRICAL

DC RESISTANCE	25 OHMS ± 10%
IMPEDANCE @ 500 Hz	48 OHMS ± 15%
IMPEDANCE @ 1 kHz	87 OHMS ± 15%

TABLE 4

ISOLATION: CASE WILL BE ELECTRICALLY ISOLATED FROM THE COIL CIRCUIT.

Revision	C.O. #	Implementation Date	RELEASE LEVEL	REVISION
			Active	D
D	C10108499	11-12-08		
WHEN TEST LIMITS ARE USED TO ESTABLISH INCOMING INSPECTION ACCEPTANCE/REJECTION CRITERIA, CORRELATION OF TEST EQUIPMENT WITH KNOWLES IS ALSO REQUIRED FOR ELIMINATION OF EQUIPMENT AND TEST METHOD VARIATION				
TITLE: RECEIVER			ED-23147-000	DR. BY DATE
PERFORMANCE SPECIFICATION			SHT 2.1	CRG 12-27-05
				CK. BY DATE
				GJP 12-29-05
				APP. BY DATE
				GJP 12-29-05

KNOWLES ELECTRONICS
ITASCA, ILLINOIS U.S.A.