

OPTION A

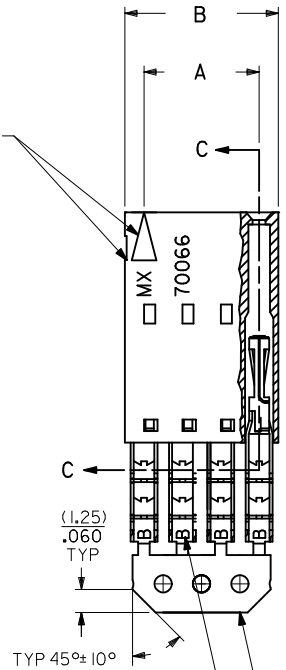


NOTES:

- MATERIAL:
HOUSING: POLYESTER(PBT), GLASS FILLED, UL94 V-0;
COLOR: BLACK
TERMINAL: PHOSPHOR BRONZE
- FINISH:
30 GOLD: 0.76 MICROMETERS/30 MICROINCHES MINIMUM GOLD IN
191 MICROMETERS/75 MICROINCHES MINIMUM TIN
OVER NICKEL UNDERPLATE OVERALL
- TO BE USED WITH 26 AWG STRANDED WIRE WITH (1.35)/.053
DIAMETER MAXIMUM INSULATION
- SEE TABLE FOR AVAILABLE CIRCUIT SIZES
- STANDARD PACKAGING PER PK-70873-0001, OPTIONAL PACKAGING
MAY BE AVAILABLE, REQUEST DRAWING PK-70400
- PARTS STACKABLE END TO END ON (2.54)/.100 CENTERS
- PRODUCT SPECIFICATION: PS-70400
- SEE DRAWING SDA-70400-**** (SHEET 3) FOR OPTIONAL
HOUSING DETAILS
- 4 CIRCUIT SHOWN
- TO MATE WITH MOLEX 2.54/.100 CENTERLINE HEADERS
- 2 CIRCUIT ASSEMBLIES SUPPLIED AS GROUPED PAIRS

CKT. SIZE	A	B	EDP. NO.
2	(2.54) .100	(5.05) .199	14-56-2029
3	(5.08) .200	(7.59) .299	14-56-2039
4	(7.62) .300	(10.13) .399	14-56-2049
5	(10.16) .400	(12.67) .499	14-56-2059
6	(12.70) .500	(15.21) .599	14-56-2069
7	(15.24) .600	(17.75) .699	14-56-2079
8	(17.78) .700	(20.29) .799	14-56-2089
9	(20.32) .800	(22.83) .899	14-56-2099
10	(22.86) .900	(25.37) .999	14-56-2109
11	(25.54) 1.000	(27.91) 1.099	14-56-2119
12	(27.94) 1.100	(30.45) 1.199	14-56-2129
13	(30.48) 1.200	(32.99) 1.299	14-56-2139
14	(33.02) 1.300	(35.53) 1.399	14-56-2149
15	(35.56) 1.400	(38.07) 1.499	14-56-2159
16	(38.01) 1.500	(40.61) 1.599	14-56-2169
17	(40.64) 1.600	(43.15) 1.699	14-56-2179
18	(43.18) 1.700	(45.69) 1.799	14-56-2189
19	(45.72) 1.800	(48.23) 1.899	14-56-2199
20	(48.26) 1.900	(50.77) 1.999	14-56-2209
21	(50.80) 2.000	(53.31) 2.099	14-56-2219
22	(53.34) 2.100	(55.85) 2.199	14-56-2229
23	(55.88) 2.200	(58.39) 2.299	14-56-2239
24	(58.42) 2.300	(60.93) 2.399	14-56-2249
25	(60.96) 2.400	(63.47) 2.499	14-56-2259

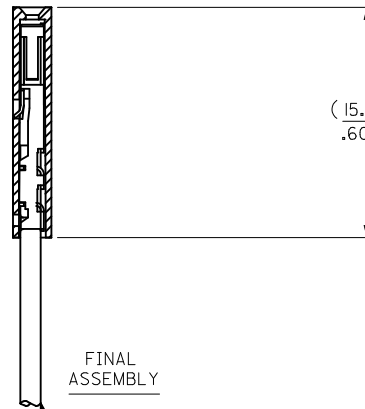
CIRCUIT NO. 1
SLOT OR ARROW



SECTION C-C



PRE-LOADED ASSEMBLY



FINAL ASSEMBLY

WIRE (SEE NOTE 3)

I.D. SLOT CODE TO WIRE GAUGE CHART	
I.D. SLOT CODE	WIRE GAUGE
B	26 AWG.

PLATING CODE (STRIPE ON CARRIER STRIP)	
PLATING	COLOR
30 GOLD	RED

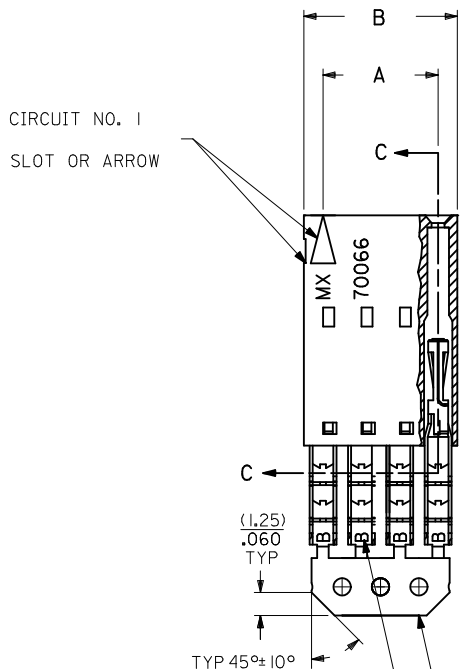
REMOVE ENG NO. EC NO: UCP2011-110 DRW:MSI BARRA 2010/10/19 CHKD:J MORGAN 2010/10/19 APPR:SMILLER 2010/11/24	QUALITY SYMBOLS ∇=0 ∇=0 ∇=0	GENERAL TOLERANCES (UNLESS SPECIFIED)		DIMENSION STYLE MM/IN		SCALE	DESIGN UNITS	THIRD ANGLE PROJECTION			
		4 PLACES ± --- ± --- 3 PLACES ± --- ± .010 2 PLACES ± 0.25 ± .014 1 PLACE ± 0.35 ± ---		DRAWN BY DATE MSI BARRA 2010/10/19		TITLE	ASSEMBLY, SL CONNECTOR SINGLE ROW 2.54/.100 GRID				
		ANGULAR ± 1/2°		CHECKED BY DATE WAZ 1984/10/10		APPROVED BY DATE SMILLER 2010/11/24		MOLEX INCORPORATED			
		DRAFT WHERE APPLICABLE MUST REMAIN WITHIN DIMENSIONS		MATERIAL NO. SEE TABLE		DOCUMENT NO. SDA-70400-1226-1249		SHEET NO. 1 OF 1			

OPTION A

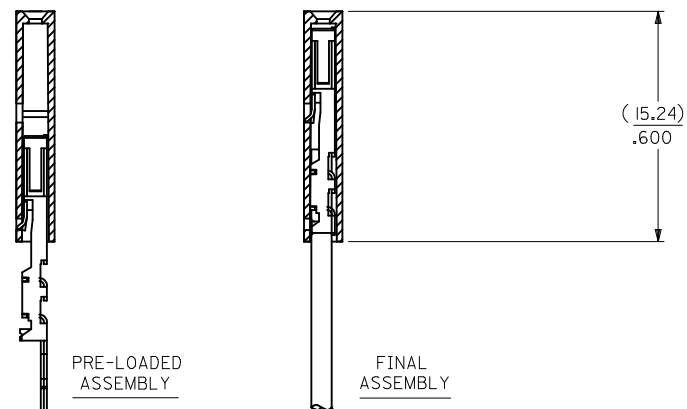
NOTES:

- MATERIAL:**
HOUSING: POLYESTER(PBT), GLASS FILLED, UL94 V-0;
COLOR: BLACK
TERMINAL: PHOSPHOR BRONZE
- FINISH:**
30 GOLD: 0.76 MICROMETERS/30 MICROINCHES MINIMUM GOLD IN
191 MICROMETERS/75 MICROINCHES MINIMUM TIN
OVER NICKEL UNDERPLATE OVERALL
- TO BE USED WITH 26 AWG STRANDED WIRE WITH (1.35)/.053
DIAMETER MAXIMUM INSULATION
- SEE TABLE FOR AVAILABLE CIRCUIT SIZES
- STANDARD PACKAGING PER PK-70873-0001. OPTIONAL PACKAGING
MAY BE AVAILABLE, REQUEST DRAWING PK-70400
- PARTS STACKABLE END TO END ON (2.54)/.100 CENTERS
- PRODUCT SPECIFICATION: PS-70400
- SEE DRAWING SDA-70400-**** (SHEET 3) FOR OPTIONAL
HOUSING DETAILS
- 4 CIRCUIT SHOWN
- TO MATE WITH MOLEX 2.54/.100 CENTERLINE HEADERS
- 2 CIRCUIT ASSEMBLIES SUPPLIED AS GROUPED PAIRS

CKT. SIZE	A	B	EDP. NO.
2	(2.54) .100	(5.05) .199	14-56-2029
3	(5.08) .200	(7.59) .299	14-56-2039
4	(7.62) .300	(10.13) .399	14-56-2049
5	(10.16) .400	(12.67) .499	14-56-2059
6	(12.70) .500	(15.21) .599	14-56-2069
7	(15.24) .600	(17.75) .699	14-56-2079
8	(17.78) .700	(20.29) .799	14-56-2089
9	(20.32) .800	(22.83) .899	14-56-2099
10	(22.86) .900	(25.37) .999	14-56-2109
11	(25.54) 1.000	(27.91) 1.099	14-56-2119
12	(27.94) 1.100	(30.45) 1.199	14-56-2129
13	(30.48) 1.200	(32.99) 1.299	14-56-2139
14	(33.02) 1.300	(35.53) 1.399	14-56-2149
15	(35.56) 1.400	(38.07) 1.499	14-56-2159
16	(38.01) 1.500	(40.61) 1.599	14-56-2169
17	(40.64) 1.600	(43.15) 1.699	14-56-2179
18	(43.18) 1.700	(45.69) 1.799	14-56-2189
19	(45.72) 1.800	(48.23) 1.899	14-56-2199
20	(48.26) 1.900	(50.77) 1.999	14-56-2209
21	(50.80) 2.000	(53.31) 2.099	14-56-2219
22	(53.34) 2.100	(55.85) 2.199	14-56-2229
23	(55.88) 2.200	(58.39) 2.299	14-56-2239
24	(58.42) 2.300	(60.93) 2.399	14-56-2249
25	(60.96) 2.400	(63.47) 2.499	14-56-2259



SECTION C-C



I.D. SLOT CODE TO WIRE GAUGE CHART	
I.D. SLOT CODE	WIRE GAUGE
B	26 AWG.

PLATING CODE (STRIPE ON CARRIER STRIP)	
PLATING	COLOR
30 GOLD	RED

REMOVE ENG NO. EC NO: UCP2011-110 DRW:MSI BARRA 2010/10/19 CHKD:J MORGAN 2010/10/19 APPR:SMILLER 2010/11/24	QUALITY SYMBOLS ∇=0 ∇=0 ∇=0	GENERAL TOLERANCES (UNLESS SPECIFIED)		DIMENSION STYLE MM/IN		SCALE	DESIGN UNITS	THIRD ANGLE PROJECTION			
		4 PLACES ± --- ± --- 3 PLACES ± --- ± .010 2 PLACES ± 0.25 ± .014 1 PLACE ± 0.35 ± ---		DRAWN BY DATE MSI BARRA 2010/10/19		TITLE	ASSEMBLY, SL CONNECTOR SINGLE ROW 2.54/.100 GRID				
		ANGULAR ± 1/2°		CHECKED BY DATE WAZ 1984/10/10		APPROVED BY DATE SMILLER 2010/11/24		MOLEX INCORPORATED			
		DRAFT WHERE APPLICABLE MUST REMAIN WITHIN DIMENSIONS		MATERIAL NO. SEE TABLE		DOCUMENT NO. SDA-70400-1226-1249		SHEET NO. 1 OF 1			

THIS DRAWING CONTAINS INFORMATION THAT IS PROPRIETARY TO MOLEX INCORPORATED AND SHOULD NOT BE USED WITHOUT WRITTEN PERMISSION