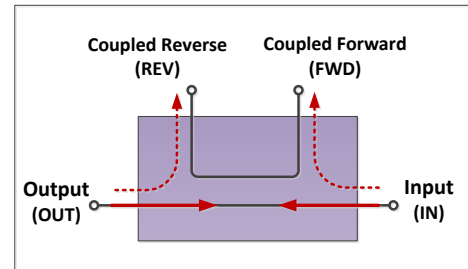


RoHS Compliant

Electrical schematic

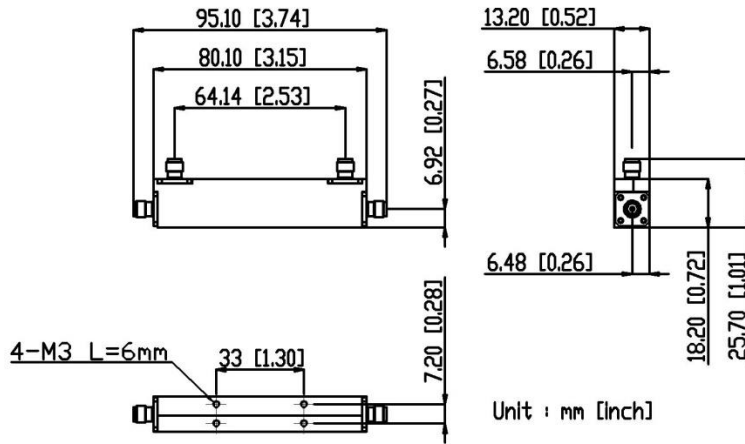


## Electrical Specifications

Parameter	Unit	Frequency (GHz)	Min.	Typ.	Max.
Nominal Coupling (Forward Direction)	dB	1 – 20	9	10	11
Coupling Flatness (Forward Direction)				±0.6	±0.9
Directivity (Forward Direction)			15	19	
Main Line VSWR	:1	1 – 8		1.20	1.25
		8 – 20		1.30	1.35
Coupled Line VSWR		1 – 8		1.20	1.25
		8 – 20		1.30	1.40
Insertion Loss (Including Coupling Loss)	dB	1 – 20		1.7	1.9
Nominal Coupling (Reverse Direction)			9.5	10.4	11.5
Coupling Flatness (Reverse Direction)				±1.1	±1.4
Directivity (Reverse Direction)			1 – 8	18	20
		8 – 20	13	18	
Average Power Handling	W	1 – 20			20

Operated in 50Ω system, 25°C environment.

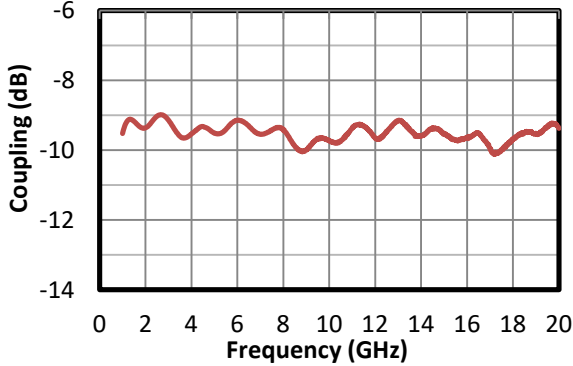
## Outline Drawing



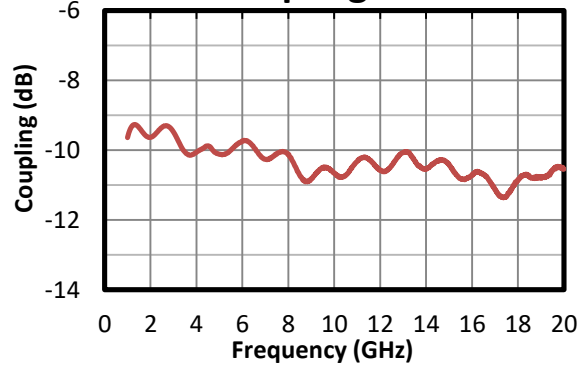
Connectors: SMA Female

## Typical Performance

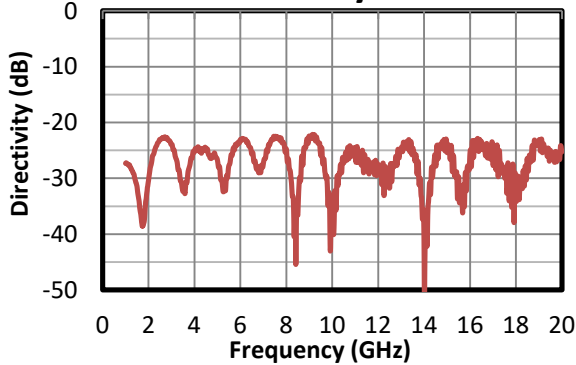
**Coupling Fwd.**



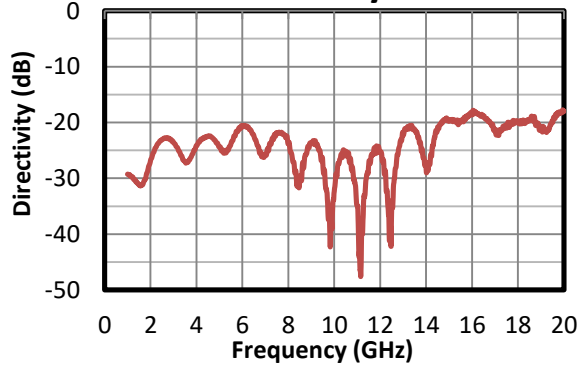
**Coupling Rev.**

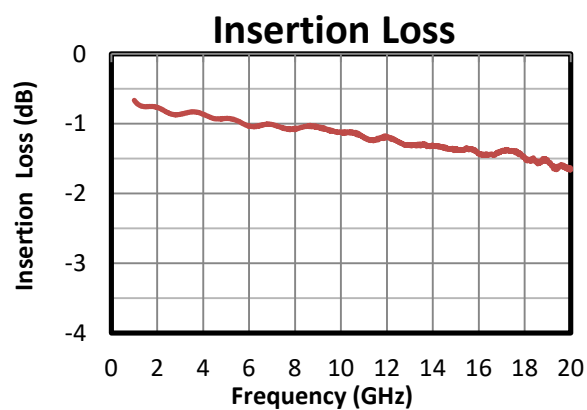
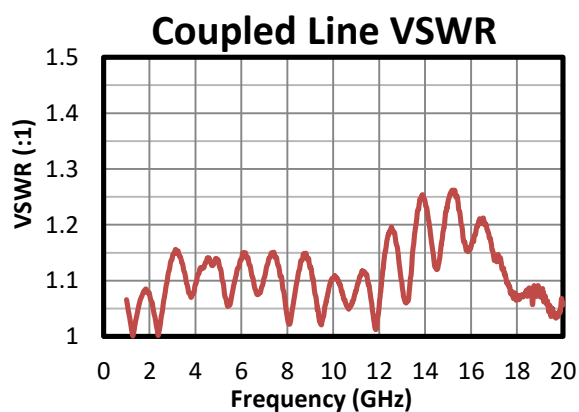
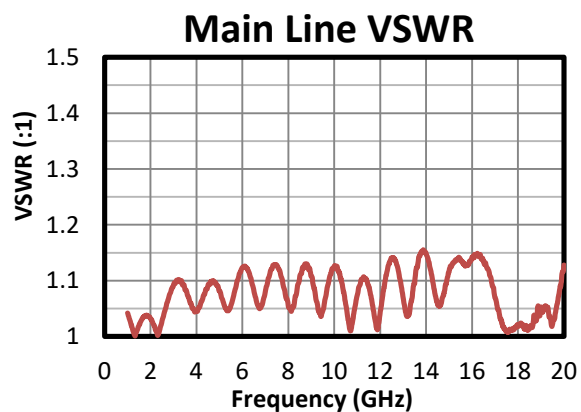


**Directivity Fwd.**



**Directivity Rev.**





Typical performance S-parameter file: <https://www.amtery.com/en/goods-60>

For each S/N S-parameter file, go to <https://www.amtery.com/en/downloads>

Note: Specifications are subject to change without notice.