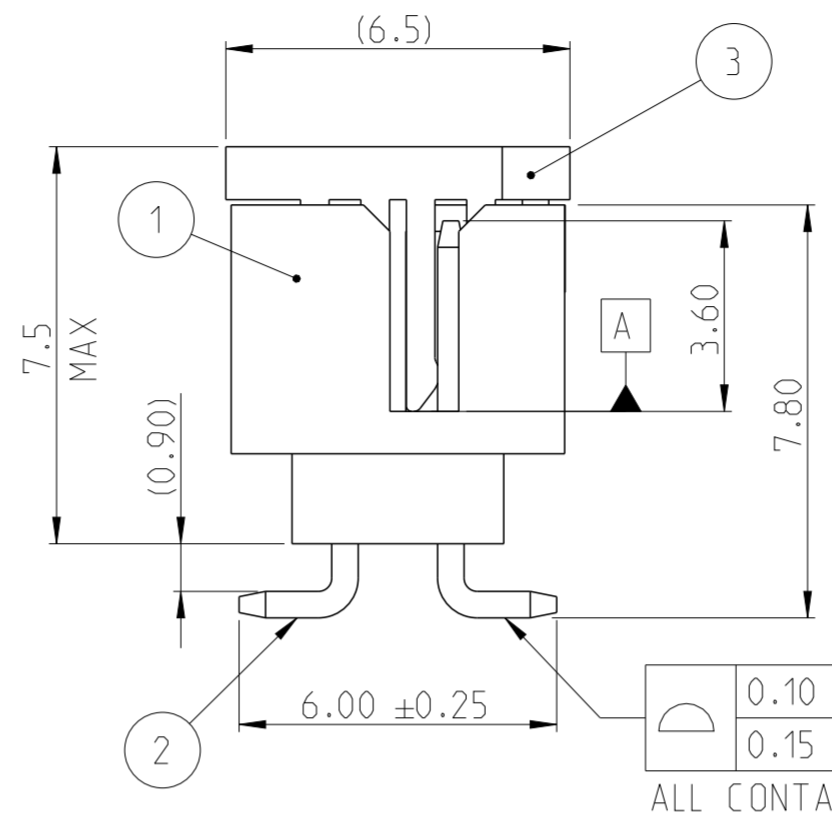
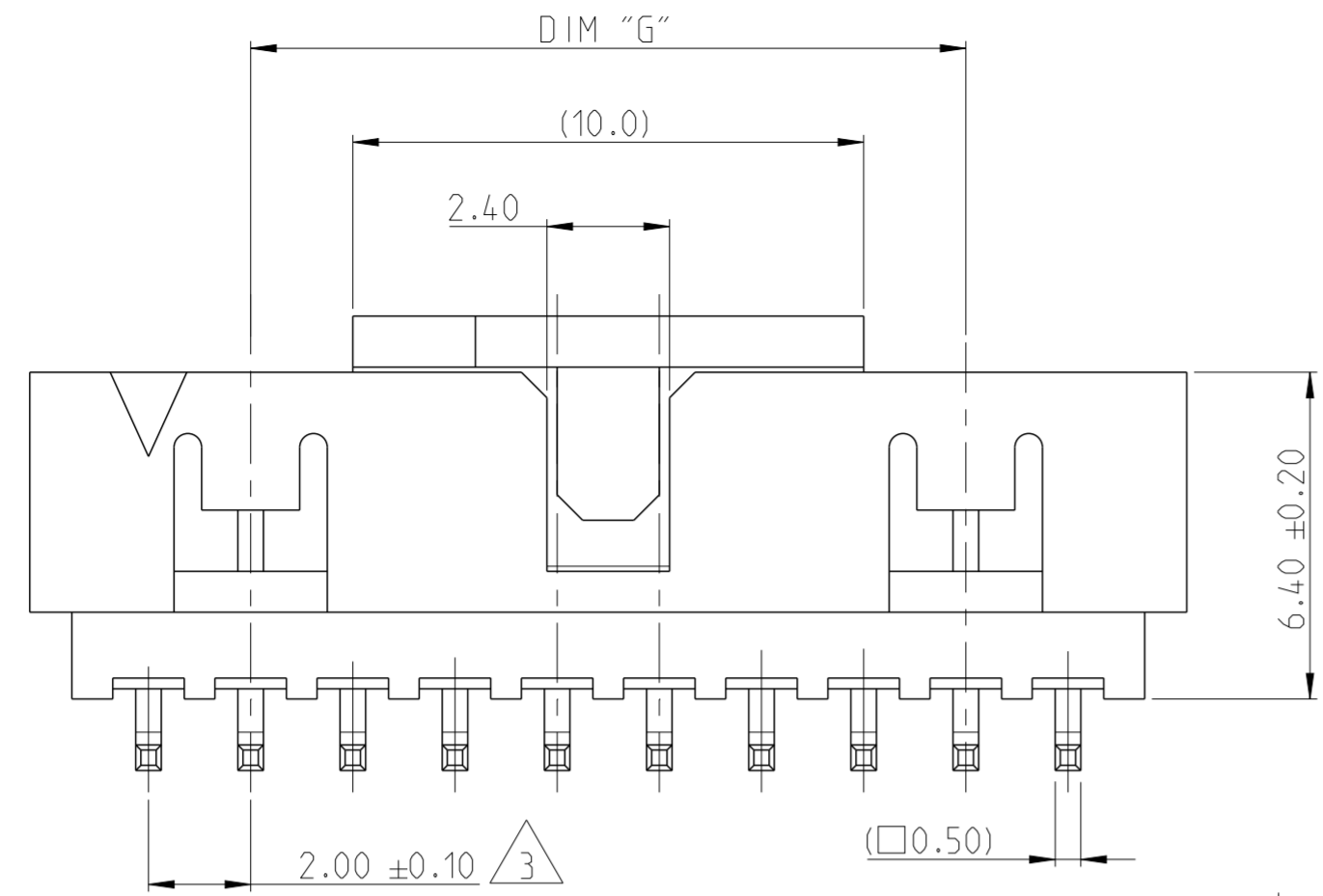


REVISIONS				
P	LTR	DESCRIPTION	DATE	APVD
A		RELEASE TO PRODUCTION	09DEC2019	AY PS
A1		DIMENSION F REMOVED FROM PCB LAYOUT	11JUN2020	AY PS

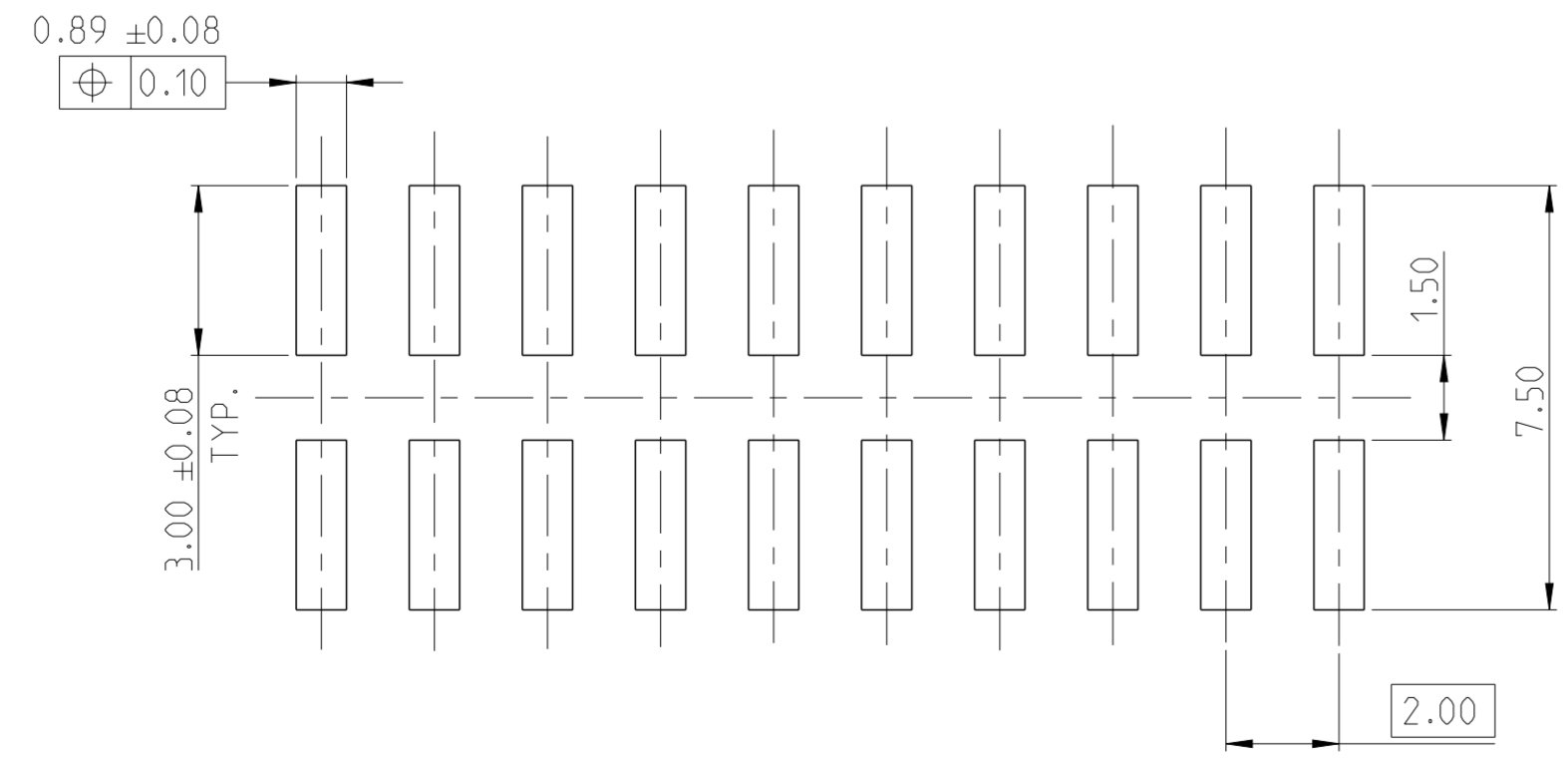
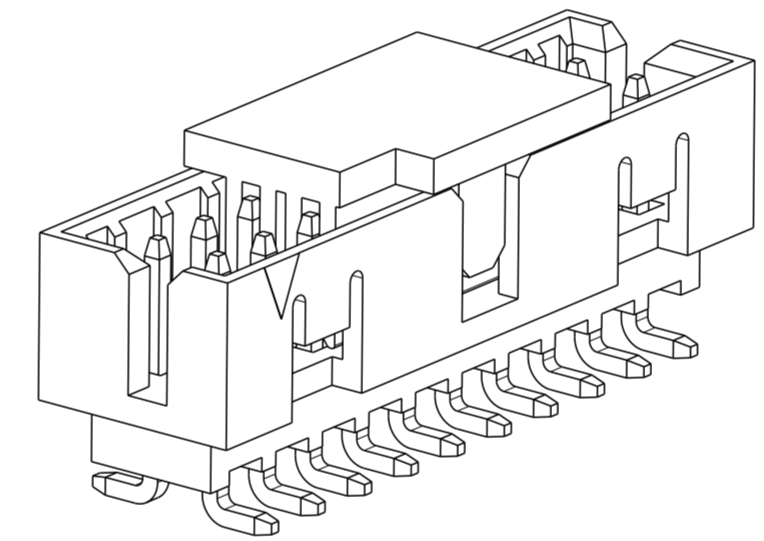
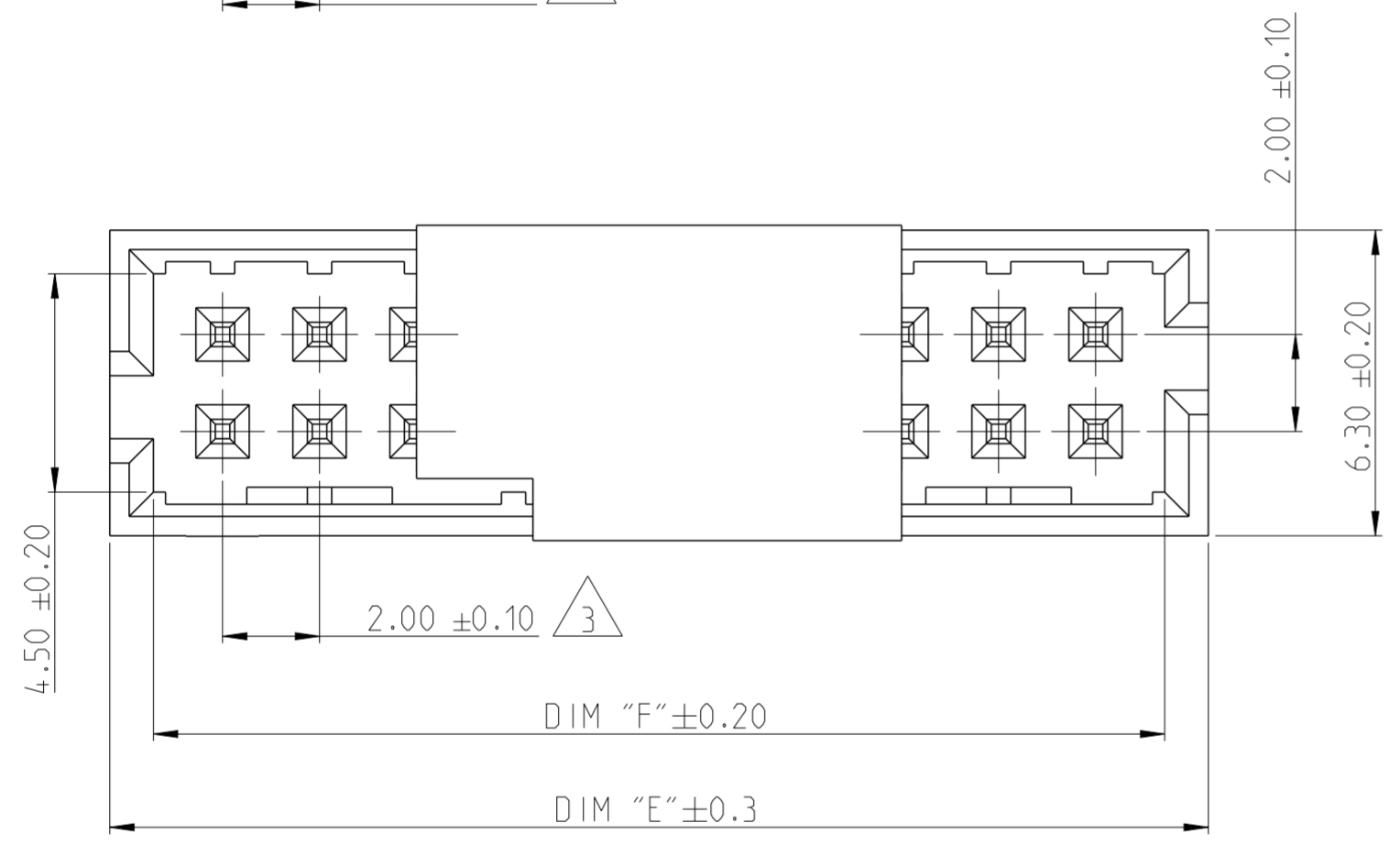


NOTES:

- MATERIAL
HOUSING & P&P CAP : HIGH TEMPERATURE THERMOPLASTIC, UL94-V0; COLOR- BLACK
CONTACT PIN : COPPER ALLOY
FINISH :
MATING SIDE: MIN. 0.76 μm GOLD OVER NICKEL UNDER PLATING.
SOLDER SIDE: MIN. 2.0 μm TIN OVER NICKEL UNDER PLATING.
 - PACKAGING: TUBE (WITH PICK AND PLACE CAP)
- △ TOLERANCE NOT CUMULATIVE.

0.10	A	14-26 POS
0.15	A	30-50 POS

ALL CONTACTS



2-2842246-0 AS SHOWN

44	50.85	52.65	50	5-2842246-0
38	44.85	46.65	44	4-2842246-4
34	40.85	42.65	40	4-2842246-0
28	34.85	36.65	34	3-2842246-4
24	30.85	32.65	30	3-2842246-0
20	26.85	28.65	26	2-2842246-6
18	24.85	26.65	24	2-2842246-4
14	20.85	22.65	20	2-2842246-0
10	16.85	18.65	16	1-2842246-6
8	14.85	16.65	14	1-2842246-4
DIM "G" DIM "F" DIM "E"			POS.	TE PN.

PICK AND PLACE CAP	3
CONTACT PIN	2
HOUSING	1
DESCRIPTION	ITEM NO.

THIS DRAWING IS A CONTROLLED DOCUMENT.		DWN ANKIT YADAV 12NOV2019
DIMENSIONS: mm		CHK KARTHIK JK 25NOV2019
TOLERANCES UNLESS OTHERWISE SPECIFIED:		APVD PRASHANTH S. 27NOV2019
0 PLC ±	1 PLC ±	PRODUCT SPEC
2 PLC ±0.25	3 PLC ±	108-64040
4 PLC ±	ANGLES ±2°	APPLICATION SPEC
FINISH -		114-32259
		WEIGHT -
		CUSTOMER DRAWING

TE Connectivity		NAME	
		AMPMODU 2mm, SHROUDED HEADER, DUAL ROW, VERTICAL SMD, 0.76 Au, TUBE WITH PICK AND PLACE CAP	
SIZE	CAGE CODE	DRAWING NO	RESTRICTED TO
A2	00779	C-2842246	-
SCALE 5:1		SHEET 1 OF 1	REV A1