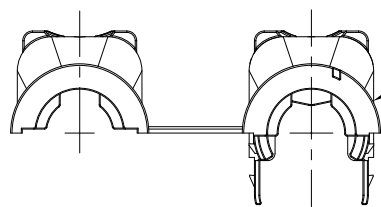
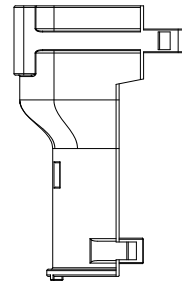
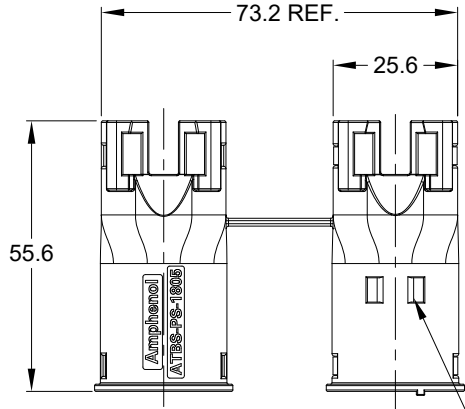
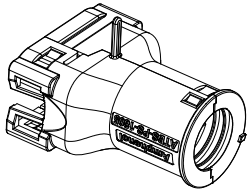
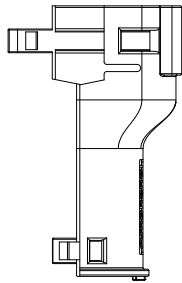
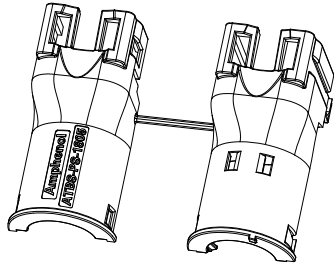
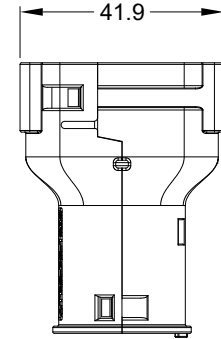


REVISIONS					
REV	ECO	DESCRIPTION	DATE	BY	APPR
A1		RELEASE NEW PRODUCT	03/NOV/20	ZENIN	TOMMY
A2		ADDED 15 POSITION	26AUG2021	JAH	DH

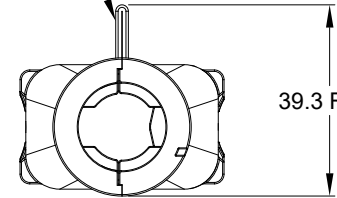


WIRE TIE STRUCTURE, CAN BE USED IN NEED

Ø28.40



BREAK-AWAY HINGE, IT MAY BE BROKEN OFF AND DISCARDED



CLOSED CONDITON

NOTES: UNLESS OTHERWISE SPECIFIED

1. MATERIAL: THERMOPLASTIC,COLORS: BLACK
2. USE WITH AT16-18P/SX-\* OR AT16-15P/SX-\*  
(X = A,B,C,D,E KEYS; \* = MODIFICATIONS AND COLORS ,EXCEPT STRAIN RELIEF)
3. CABLE EXIT DESIGNED FOR CORRUGATED TUBE NW 13 AND 17 .
4. RoHS COMPLIANT
5. ALL DIMENSIONS ARE FOR REFERENCE USE ONLY.

ATBS-PS-1805		DESCRIPTION		ITEM
PART NUMBER		DESCRIPTION		ITEM
QUANTITY	MATERIALS LIST			
UNLESS OTHERWISE SPECIFIED: 1) All dimensions are in metric(mm). 2) Tolerances are as follows: 1 PL DEC ±0.50 2 PL DEC ±0.15 3 PL DEC ±0.08 Fractions ±1/64 Angles ±1° 3) Note reference =		SIGNATURES	DATE	 Sine Systems - www.amphenol-sine.com 44724 Morley Drive Clinton Township, MI 48036 BACK SHELL, 18 AND 15 POSITION, AT SERIES
MATERIAL SPECIFICATIONS:		DRAWN: ZENN,DENG	03/NOV/20	
PROCESS SPECIFICATIONS:		CHECKED: ORION,LI	04/NOV/20	
NEXT ASSY:		ENGINEER:		
		APPROVAL: TOMMY,XIE	05/NOV/20	
		THIS DRAWING IS SUPPLIED FOR INFORMATION ONLY. DESIGN FEATURES, SPECIFICATIONS AND PERFORMANCE DATA SHOWN HEREON ARE THE PROPERTY OF THE AMPHENOL CORPORATION. NO RIGHTS OF REPRODUCTION ARE IMPLIED. ALL DIMENSIONS ARE SUBJECT TO NORMAL MANUFACTURING VARIATIONS.		
SIZE	TYPE	DWG NO.	REVISION	
A	C-	ATBS-PS-1805	A2	
SCALE:	NONE		SHEET 1 OF 1	