

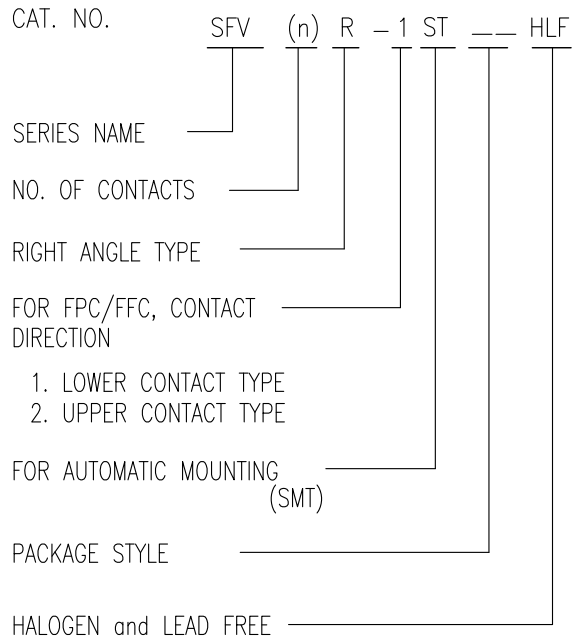
List of "SFV__R-1/2STE1HLF" customer document

DOCUMENT NO.	LIST
10112793 Sheet2	CAT.NO.TABLE FOR 0.5mm CONTACT SPACING CONNECTOR (SFV__R-1/2ST_HLF)
10112793 Sheet3	CONNECTOR USED FOR FPC/FPC WITH 0.5mm CONTACT SPACING (SFV__R-1ST_HLF)
10112793 Sheet4	CONNECTOR USED FOR FPC/FPC WITH 0.5mm CONTACT SPACING (SFV__R-2ST_HLF)
10112793 Sheet5	CAT.NO.TABLE FOR PLASTIC TAPE PACKAGED 0.5mm CONTACT SPACING CONNECTOR (SFV__R-1/2STE1HLF)
10112793 Sheet6	PLASTIC TAPE PACKAGED 0.5mm CONTACT SPACING CONNECTOR (SFV__R-1STE1HLF)
10112793 Sheet7	PLASTIC TAPE PACKAGED 0.5mm CONTACT SPACING CONNECTOR (SFV__R-2STE1HLF)
10112793 Sheet8	RECOMMENDED CABLE (FPC) (SFV__R-1/2ST_LF)
10112793 Sheet9	RECOMMENDED CABLE (FFC) (SFV__R-1/2ST_LF)
GS-12-645	SPEC.
BJM-SFV101	HANDLING PROCEDURES

mat'l. code				surface ISO 1302 <input checked="" type="checkbox"/>		tolerance ISO 406 ISO 1101		projection		product family 58EF									
ltr	ecn no	dr	date	tolerances unless otherwise specified						title 0.5mm SPACING FPC CONNECTOR DOCUMENT LIST (Cat. No. : SFV__R-1/2STE1HLF)									
A	J10-0028	S.W	2010-2-8	angles	linear			scale N/A		dwg no sheet 1 of 9 size									
B	J10-0245	S.W	2010-9-14					Amphenol FCI		10112793 A4									
C	ELX-J-32839	S.W	2019-3-6	dr	S.WATANABE	2019-3-6				type Product Customer Drawing									
				enr	S.WATANABE	2019-3-6													
				chr	S-H.THIO	2019-3-7													
				appd	Y.KAMEDA	2019-3-7													
sheet index	revision sheet	C	C	C	C	C	C	C	C	C									
		1	2	3	4	5	6	7	8	9									

CAT. NO. & DIMENSIONS

NO. OF CONTACTS (n)	CAT. NO.	DIMENSIONS (NOTE2)			
		A ± 0.2	B ± 0.2	C ± 0.1	D ± 0.1
4	SFV4R-1/2ST__HLF	7.5	5.9	1.5	2.7
5	SFV5R-1/2ST__HLF	8.0	6.4	2.0	3.2
6	SFV6R-1/2ST__HLF	8.5	6.9	2.5	3.7
7	SFV7R-1/2ST__HLF	9.0	7.4	3.0	4.2
8	SFV8R-1/2ST__HLF	9.5	7.9	3.5	4.7
9	SFV9R-1/2ST__HLF	10.0	8.4	4.0	5.2
10	SFV10R-1/2ST__HLF	10.5	8.9	4.5	5.7
11	SFV11R-1/2ST__HLF	11.0	9.4	5.0	6.2
12	SFV12R-1/2ST__HLF	11.5	9.9	5.5	6.7
13	SFV13R-1/2ST__HLF	12.0	10.4	6.0	7.2
14	SFV14R-1/2ST__HLF	12.5	10.9	6.5	7.7
15	SFV15R-1/2ST__HLF	13.0	11.4	7.0	8.2
16	SFV16R-1/2ST__HLF	13.5	11.9	7.5	8.7
17	SFV17R-1/2ST__HLF	14.0	12.4	8.0	9.2
18	SFV18R-1/2ST__HLF	14.5	12.9	8.5	9.7
19	SFV19R-1/2ST__HLF	15.0	13.4	9.0	10.2
20	SFV20R-1/2ST__HLF	15.5	13.9	9.5	10.7
21	SFV21R-1/2ST__HLF	16.0	14.4	10.0	11.2
22	SFV22R-1/2ST__HLF	16.5	14.9	10.5	11.7
23	SFV23R-1/2ST__HLF	17.0	15.4	11.0	12.2
24	SFV24R-1/2ST__HLF	17.5	15.9	11.5	12.7
25	SFV25R-1/2ST__HLF	18.0	16.4	12.0	13.2
26	SFV26R-1/2ST__HLF	18.5	16.9	12.5	13.7
27	SFV27R-1/2ST__HLF	19.0	17.4	13.0	14.2
28	SFV28R-1/2ST__HLF	19.5	17.9	13.5	14.7
29	SFV29R-1/2ST__HLF	20.0	18.4	14.0	15.2
30	SFV30R-1/2ST__HLF	20.5	18.9	14.5	15.7
31	SFV31R-1/2ST__HLF	21.0	19.4	15.0	16.2
32	SFV32R-1/2ST__HLF	21.5	19.9	15.5	16.7
33	SFV33R-1/2ST__HLF	22.0	20.4	16.0	17.2
34	SFV34R-1/2ST__HLF	22.5	20.9	16.5	17.7
35	SFV35R-1/2ST__HLF	23.0	21.4	17.0	18.2



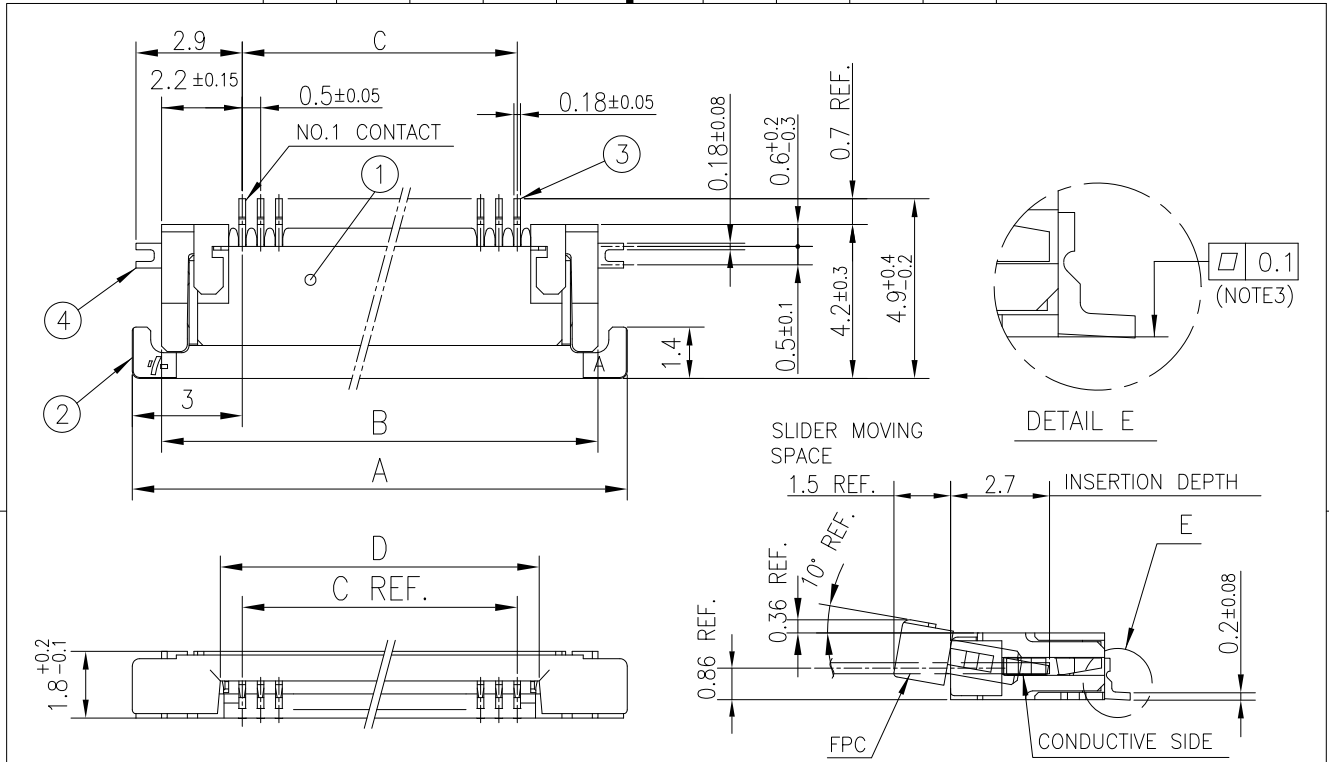
NOTES

1. THIS PRODUCT IS THE CONNECTOR USED FOR FPC AND COPES WITH AUTOMATIC MOUNTING (SMT).
2. SEE PART DRAWINGS FOR DIMENSIONS A~D.

Amphenol FCI

© 2016 AFCl

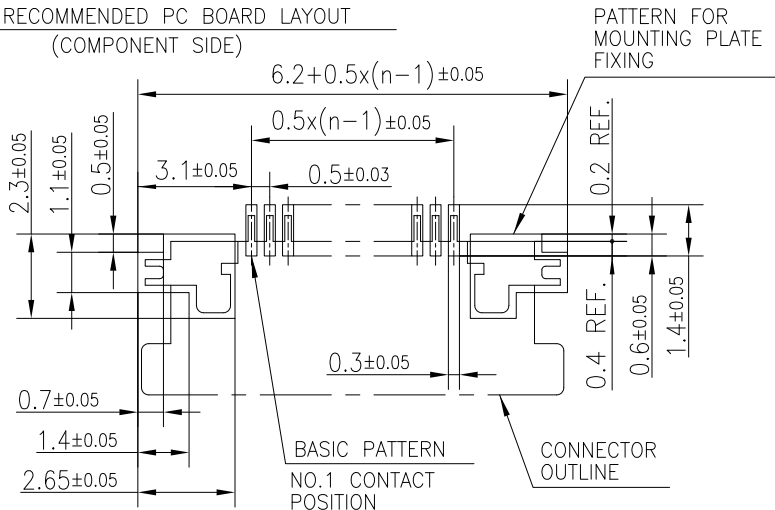
mat'l. code		surface ISO 1302 <input checked="" type="checkbox"/>		tolerance ISO 406 ISO 1101		projection		product family 58EF			
ltr	ecn no	dr	date			tolerances unless otherwise specified		MM	title		
c						angles linear			CAT. NO. TABLE FOR 0.5 mm CONTACT SPACING CONNECTOR (Cat. No. : SFV__R-1/2ST__HLF)		
			dr	S.WATANABE	2019-3-6		Amphenol FCI	dwg no		sheet 2 of 9	size
			enr	S.WATANABE	2019-3-6			10112793		A4	
			chr	S-H.THIO	2019-3-7			type Product Customer Drawing			
			appd	Y.KAMEDA	2019-3-7						
sheet index	revision sheet										



PT. NO.	PARTS NAME	MATERIAL	Q'TY	NOTE
1	HOUSING	13~35pin : LCP RESIN GLASS REINFORCED (UL94V-0)	1	COLOR : BLACK (HALOGEN FREE)
		4~12pin : POLYAMIDE RESIN GLASS REINFORCED (UL94V-0)		
2	SLIDER	PPS RESIN GLASS REINFORCED (UL94V-0)	1	COLOR : BLACK (HALOGEN FREE)
3	CONTACT	PHOSPHOR BRONZE	n	PLATING : THIN TIN
4	MOUNTING PLATE		2	PLATING : LEAD FREE

n : NO. OF CONTACTS

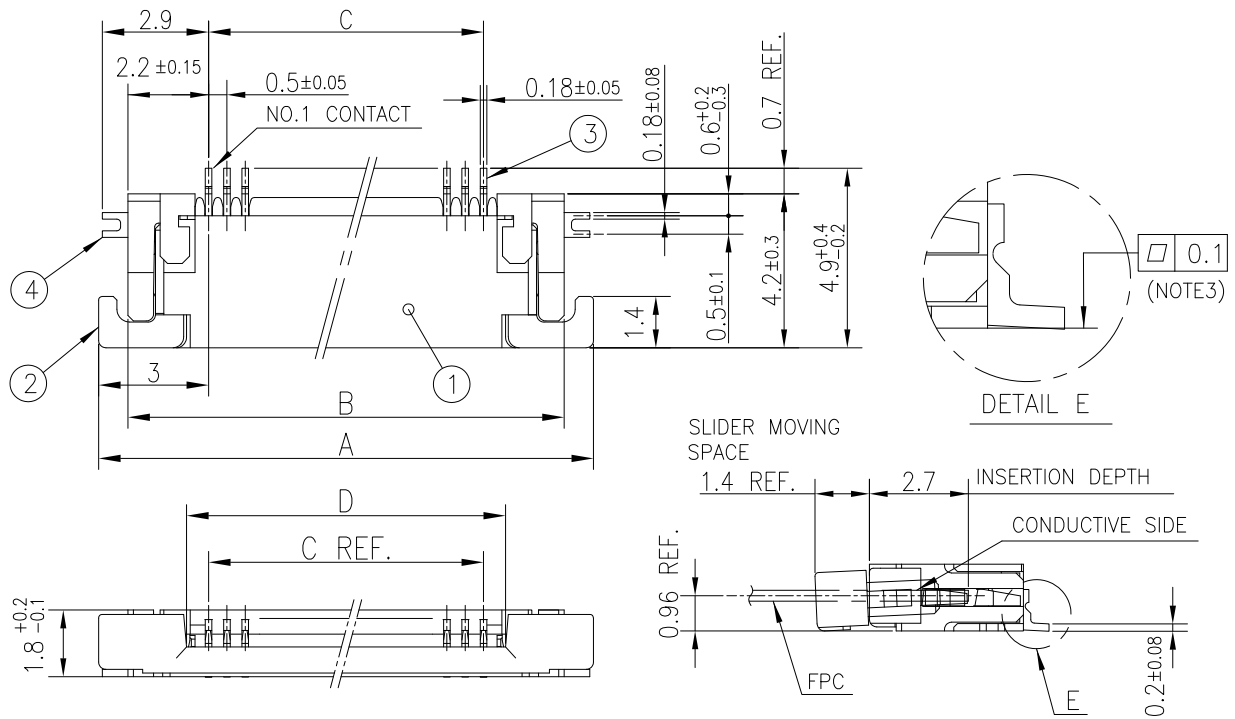
RECOMMENDED PC BOARD LAYOUT
(COMPONENT SIDE)



NOTES

1. THIS PRODUCT IS THE CONNECTOR USED FOR FPC AND COPS WITH AUTOMATIC MOUNTING (SMT).
2. THIS PRODUCT IS LOWER CONTACT TYPE CONNECTOR
3. FLATNESS OF CONTACT TERMINAL AND MOUNTING PLATE MUST BE WITHIN TOLERANCE IN E PORTION DETAILED DRAWING.
4. THIS PRODUCT MEETS EUROPEAN UNION DIRECTIVES AND OTHER COUNTRY REGULATIONS AS DESCRIBED IN GS-22-008.
5. THE HOUSING WILL WITHSTAND EXPOSURE TO 260°C PEAK TEMPERATURE FOR 10 SECONDS IN A REFLOW SOLDERING OVEN.

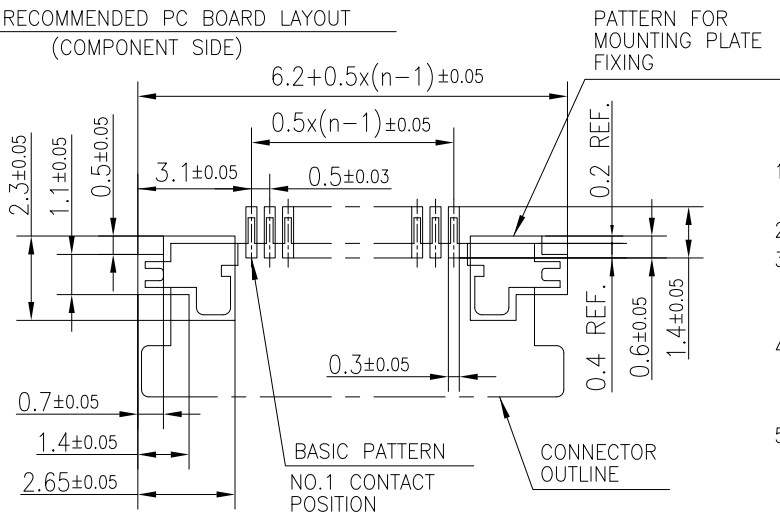
mat'l. code		surface ISO 1302		tolerance ISO 406 ISO 1101		projection		product family		58EF	
ltr	ecn no	dr	date	tolerances unless otherwise specified				MM	title		
c				angles	linear		CONNECTOR USED FOR FPC WITH 0.5 mm CONTACT SPACING (Cat. No. : SFV__R-1ST__HLF)				
dr		S.WATANABE		2019-3-6		Amphenol FCI		dwg no		sheet 3 of 9	
enr		S.WATANABE		2019-3-6				10112793		A4	
chr		S-H.THIO		2019-3-7				type		Product Customer Drawing	
appd		Y.KAMEDA		2019-3-7							
sheet index		revision sheet									



PT. NO.	PARTS NAME	MATERIAL	Q'TY	NOTE
1	HOUSING	13~35pin : LCP RESIN GLASS REINFORCED (UL94V-0)	1	COLOR : BLACK (HALOGEN FREE)
		4~12pin : POLYAMIDE RESIN GLASS REINFORCED (UL94V-0)		
2	SLIDER	PPS RESIN GLASS REINFORCED (UL94V-0)	1	COLOR : BLACK (HALOGEN FREE)
3	CONTACT	PHOSPHOR BRONZE	n	PLATING : THIN TIN
4	MOUNTING PLATE		2	PLATING : LEAD FREE

n : NO. OF CONTACTS

RECOMMENDED PC BOARD LAYOUT (COMPONENT SIDE)



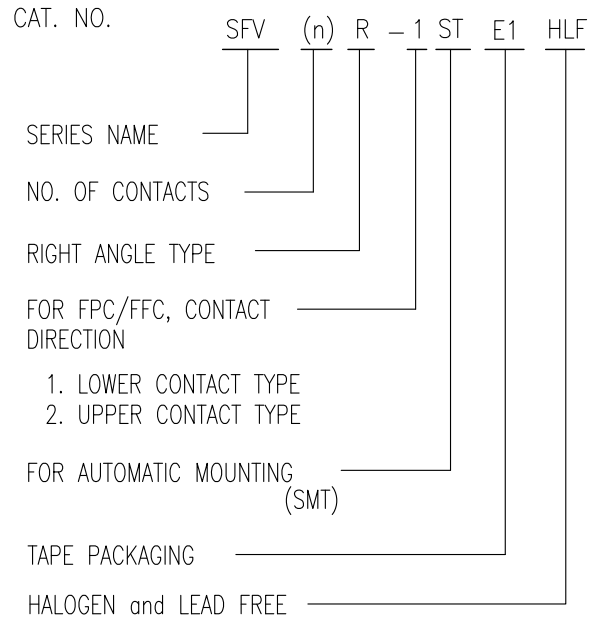
NOTES

- 1.THIS PRODUCT IS THE CONNECTOR USED FOR FPC AND COPES WITH AUTOMATIC MOUNTING (SMT).
- 2.THIS PRODUCT IS UPPER CONTACT TYPE CONNECTOR.
- 3.FLATNESS OF CONTACT TERMINAL AND MOUNTING PLATE MUST BE WITHIN TOLERANCE IN E PORTION DETAILED DRAWING.
- 4.THIS PRODUCT MEETS EUROPEAN UNION DIRECTIVES AND OTHER COUNTRY REGULATIONS AS DESCRIBED IN GS-22-008.
- 5.THE HOUSING WILL WITHSTAND EXPOSURE TO 260°C PEAK TEMPERATURE FOR 10 SECONDS IN A REFLOW SOLDERING OVEN.

mat'l. code		surface ISO 1302		tolerance ISO 406 ISO 1101		projection		product family 58EF		
ltr	ecn no	dr	date	tolerances unless otherwise specified		MM		title		
c				angles	linear	scale N/A		CONNECTOR USED FOR FPC WITH 0.5 mm CONTACT SPACING (Cat. No. : SFV__R-2ST__HLF)		
		dr	S.WATANABE	2019-3-6		Amphenol FCI		dwg no sheet 4 of 9 size		
		enr	S.WATANABE	2019-3-6				10112793		A4
		chr	S-H.THIO	2019-3-7						
		app	Y.KAMEDA	2019-3-7						
sheet index	revision sheet									

CAT. NO. & DIMENSIONS

NO. OF CONTACTS (n)	CAT. NO.	DIMENSIONS (NOTE3)		
		F ± 5	G ± 0.3	H ± 0.1
4	SFV4R-1/2STE1HLF	20.4	16	—
5	SFV5R-1/2STE1HLF	20.4	16	—
6	SFV6R-1/2STE1HLF	20.4	16	—
7	SFV7R-1/2STE1HLF	28.4	24	—
8	SFV8R-1/2STE1HLF	28.4	24	—
9	SFV9R-1/2STE1HLF	28.4	24	—
10	SFV10R-1/2STE1HLF	28.4	24	—
11	SFV11R-1/2STE1HLF	28.4	24	—
12	SFV12R-1/2STE1HLF	28.4	24	—
13	SFV13R-1/2STE1HLF	28.4	24	—
14	SFV14R-1/2STE1HLF	28.4	24	—
15	SFV15R-1/2STE1HLF	28.4	24	—
16	SFV16R-1/2STE1HLF	28.4	24	—
17	SFV17R-1/2STE1HLF	28.4	24	—
18	SFV18R-1/2STE1HLF	28.4	24	—
19	SFV19R-1/2STE1HLF	28.4	24	—
20	SFV20R-1/2STE1HLF	28.4	24	—
21	SFV21R-1/2STE1HLF	28.4	24	—
22	SFV22R-1/2STE1HLF	28.4	24	—
23	SFV23R-1/2STE1HLF	36.4	32	28.4
24	SFV24R-1/2STE1HLF	36.4	32	28.4
25	SFV25R-1/2STE1HLF	36.4	32	28.4
26	SFV26R-1/2STE1HLF	36.4	32	28.4
27	SFV27R-1/2STE1HLF	36.4	32	28.4
28	SFV28R-1/2STE1HLF	36.4	32	28.4
29	SFV29R-1/2STE1HLF	36.4	32	28.4
30	SFV30R-1/2STE1HLF	36.4	32	28.4
31	SFV31R-1/2STE1HLF	48.4	44	40.4
32	SFV32R-1/2STE1HLF	48.4	44	40.4
33	SFV33R-1/2STE1HLF	48.4	44	40.4
34	SFV34R-1/2STE1HLF	48.4	44	40.4
35	SFV35R-1/2STE1HLF	48.4	44	40.4



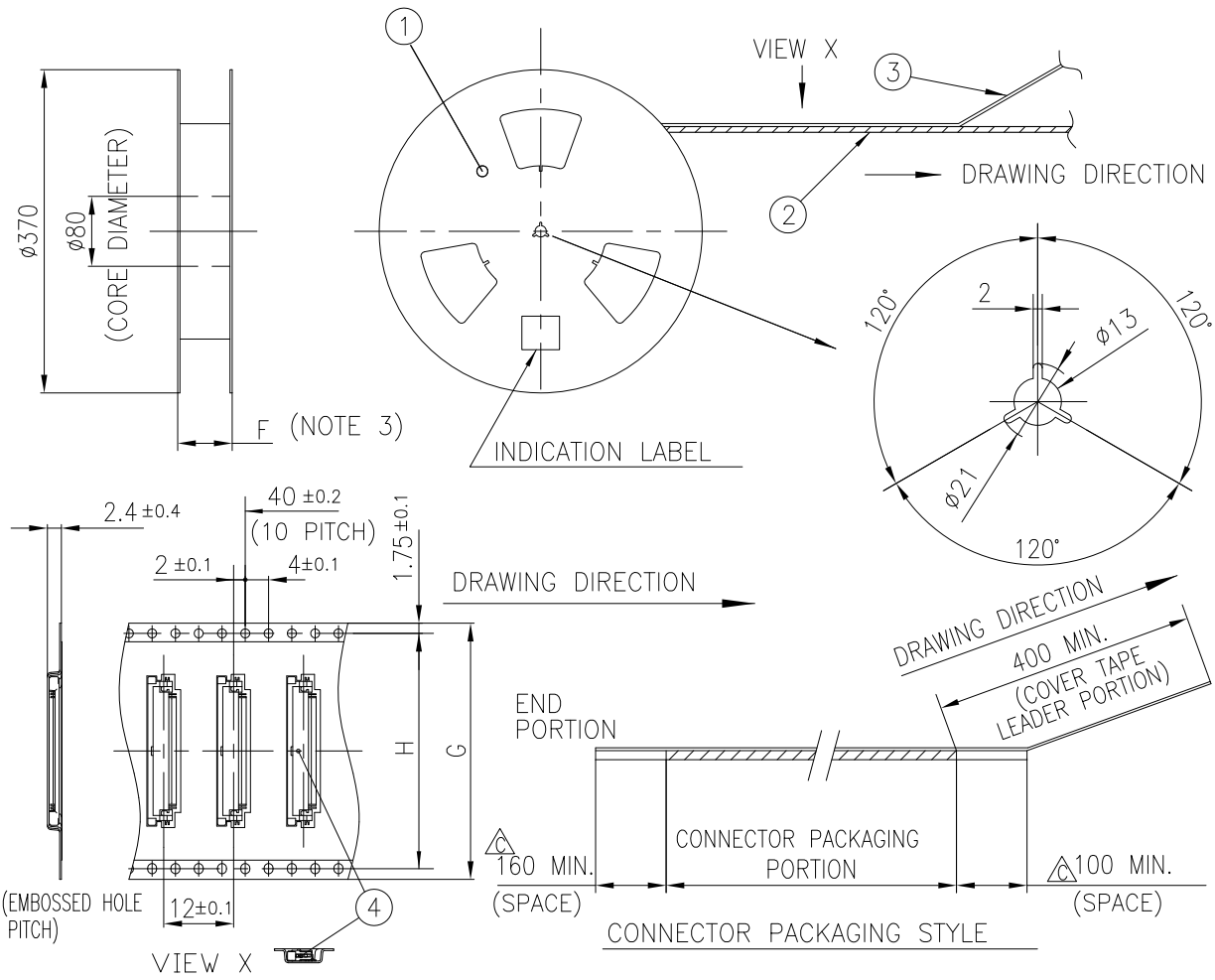
NOTES

1. THIS PRODUCT IS THE CONNECTOR USED FOR FPC AND COPEs WITH AUTOMATIC MOUNTING (SMT).
2. THIS CATALOG NO. INDICATES PLASTIC TAPE PACKAGED CONNECTOR.
3. SEE PART DRAWINGS FOR DIMENSIONS F~H.

Amphenol FCI

© 2016 AFCl

mat'l. code		surface ISO 1302 <input checked="" type="checkbox"/>		tolerance ISO 406 ISO 1101		projection		product family 58EF			
ltr	ecn no	dr	date	tolerances unless otherwise specified		MM		title			
c				angles	linear	scale N/A		CAT. NO. TABLE FOR PLASTIC TAPE PACKAGED 0.5 mm CONTACT SPACING CONNECTOR (Cat. No. : SFV__R-1/2STE1HLF)			
				dr	S.WATANABE	2019-3-6	Amphenol FCI	dwg no		sheet 5 of 9	size
				enr	S.WATANABE	2019-3-6		10112793			A4
				chr	S-H.THIO	2019-3-7					
				appd	Y.KAMEDA	2019-3-7		type Product Customer Drawing			
sheet index	revision sheet										

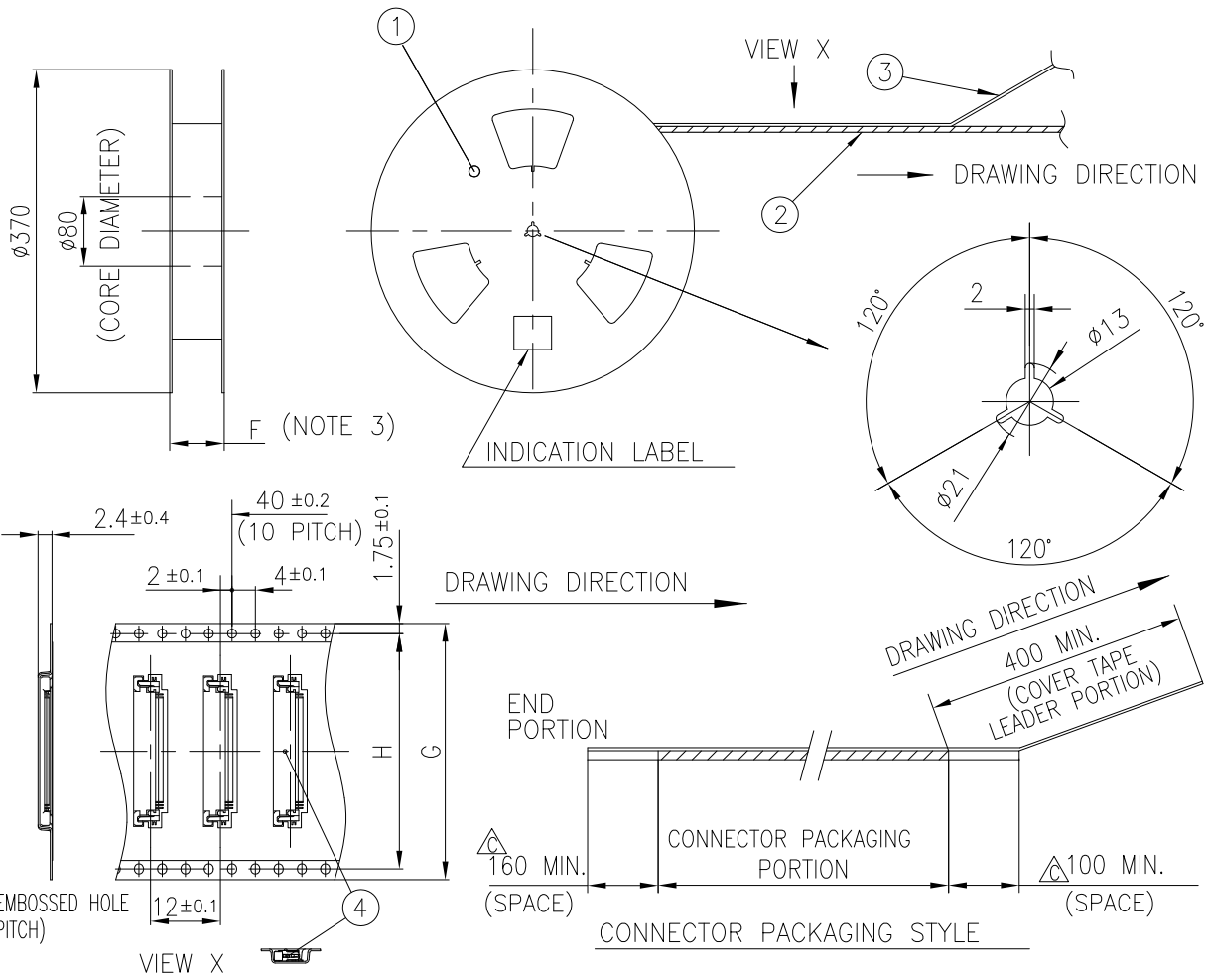


PT. NO.	PARTS NAME	CAT. NO.	MATERIAL	Q'TY	NOTE
1	REEL	_____	CARDBOARD	1	COLOR : WHITE
2	PLASTIC (EMBOSS) TAPE	_____	Δ PS or A-PET	_____	COLOR : TRANSPARENCY
3	COVER	_____	Δ POLYESTER,POLYETHYLENE	_____	COLOR : TRANSPARENCY
4	CONNECTOR	SFV__R-1ST__HLF	SEE SHEET 3	3000	LOWER CONTACT TYPE

NOTES

1. THIS IS PLASTIC TAPE PACKAGED CONNECTOR USED FOR FPC AND COPES WITH AUTOMATIC MOUNTING (SMT).
2. SEE JIS C 0806 (PACKING OF ELECTRONIC COMPONENTS ON CONTINUOUS TAPES (SURFACE MOUNTING DEVICES)) FOR SHAPE AND DIMENSIONS OF PLASTIC (EMBOSS) TAPE AND REEL.
3. F DIMENSION IS PORTION OF THE CORE.

mat'l. code		surface ISO 1302 <input checked="" type="checkbox"/>		tolerance ISO 406 ISO 1101		projection		product family 58EF	
ltr	ecn no	dr	date			tolerances unless otherwise specified		title	
c						angles $\pm 5^\circ$		0.5 mm CONTACT SPACING CONNECTOR	
						linear $\pm 5^\circ$		(Cat. No. : SFV__R-1STE1HLF)	
			dr	S.WATANABE	2019-3-6	MM		dwg no	
			enr	S.WATANABE	2019-3-6	scale N/A		sheet 6 of 9 size	
			chr	S-H.THIO	2019-3-7	Amphenol FCI		10112793	
			appd	Y.KAMEDA	2019-3-7			A4	
sheet index		revision sheet						type Product Customer Drawing	



PT. NO.	PARTS NAME	CAT. NO.	MATERIAL	Q'TY	NOTE
1	REEL	_____	CARDBOARD	1	COLOR : WHITE
2	PLASTIC (EMBOSS) TAPE	_____	Δ PS or A-PET	_____	COLOR : TRANSPARENCY
3	COVER	_____	Δ POLYESTER,POLYETHYLENE	_____	COLOR : TRANSPARENCY
4	CONNECTOR	SFV__R-2ST__HLF	SEE SHEET 4	3000	UPPER CONTACT TYPE

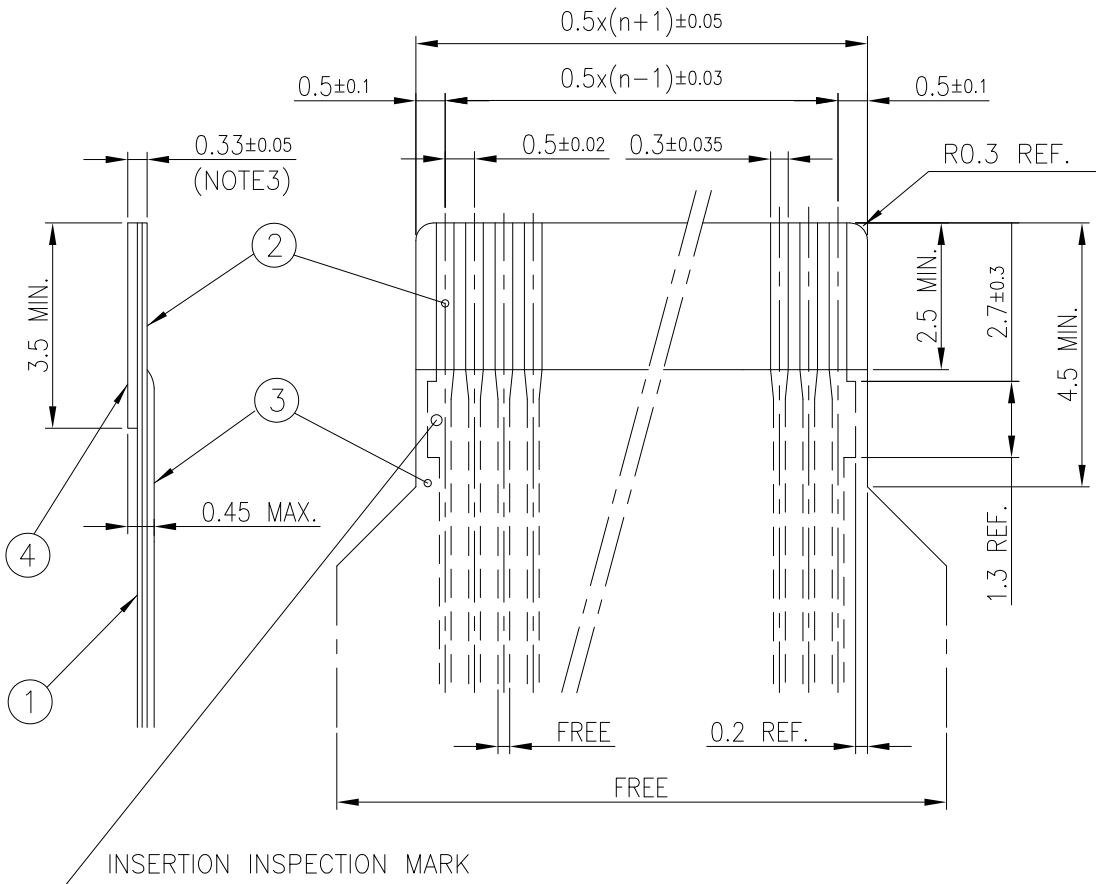
NOTES

1. THIS IS PLASTIC TAPE PACKAGED CONNECTOR USED FOR FPC AND COPES WITH AUTOMATIC MOUNTING (SMT).
2. SEE JIS C 0806 (PACKING OF ELECTRONIC COMPONENTS ON CONTINUOUS TAPES (SURFACE MOUNTING DEVICES)) FOR SHAPE AND DIMENSIONS OF PLASTIC (EMBOSS) TAPE AND REEL.
3. F DIMENSION IS PORTION OF THE CORE.

mat'l. code		surface ISO 1302 <input checked="" type="checkbox"/>		tolerance ISO 406 ISO 1101		projection		product family 58EF	
ltr	ecn no	dr	date			tolerances unless otherwise specified		title	
c						angles $\pm 5^\circ$		0.5 mm CONTACT SPACING CONNECTOR (Cat. No. : SFV__R-2STE1HLF)	
						linear $\pm 5^\circ$		scale N/A	
			dr	S.WATANABE	2019-3-6	Amphenol FCI		dwg no	
			enr	S.WATANABE	2019-3-6			sheet 7 of 9	
			chr	S-H.THIO	2019-3-7			10112793	
			appd	Y.KAMEDA	2019-3-7			A4	
sheet index		revision sheet						type Product Customer Drawing	

RECOMMENDED CABLE (FPC)

n : NO. OF CONTACTS



PT. NO.	PARTS NAME	MATERIAL	THICKNESS (um)
1	BASE FILM	POLYIMIDE OR POLYESTER OR EQUAL	25
2	CONDUCTOR	COPPER FOIL(PLATING : TIN or SOLDER 1um MIN.)	35
3	OVERLAY	POLYIMIDE OR POLYESTER OR EQUAL	—
4	SUPPORTING TAPE	POLYESTER OR POLYIMIDE OR EQUAL	188

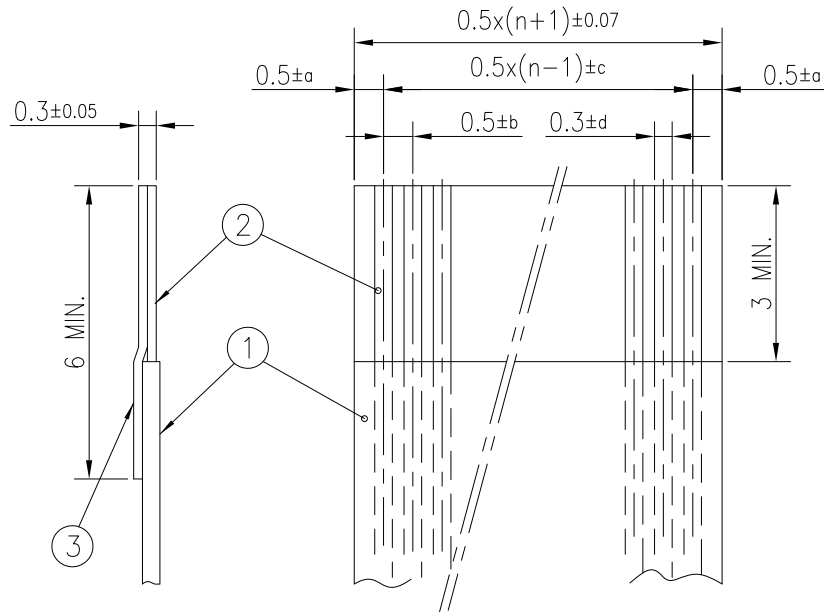
NOTES

1. NO BURR AT EACH PORTION.
2. NO PEELING IN COMMON USE.
3. TOTAL THICKNESS LIMIT OF EACH MATERIAL (INCLUDING ADHESIVE AGENT) IS SPECIFIED.

mat'l. code		surface		tolerance		projection		product family	
—		ISO 1302 ✓		ISO 406 ISO 1101				58EF	
ltr	ecn no	dr	date			tolerances unless otherwise specified		title	
c						angles linear		RECOMMENDED CABLE (Cat. No. : SFV__R-1/2ST__LF)	
		dr	S.WATANABE	2019-3-6		MM		dwg no	
		enr	S.WATANABE	2019-3-6				sheet 8 of 9 size	
		chr	S-H.THIO	2019-3-7		scale N/A		10112793	
		appd	Y.KAMEDA	2019-3-7					
sheet index		revision sheet						type Product Customer Drawing	

RECOMMENDED CABLE (FFC)

n : NO. OF CONTACTS



KIND OF FFC (NOTE3)	DIMENSIONAL TOLERANCE			
	a	b	c	d
1	±0.07	±0.04	±0.05	±0.02
2	±0.1	±0.03	±0.03	±0.025

PT. NO.	PARTS NAME	MATERIAL
1	INSULATOR	FLAME RESISTING POLYESTER OR EQUIVALENT
2	CONDUCTOR	COPPER FOIL THICKNESS 35 or 50um (PLATING : TIN or SOLDER 1um MIN.)
3	SUPPORTING TAPE	FLAME RESISTING POLYESTER OR EQUIVALENT

NOTES

1. NO BURR AT EACH PORTION.
2. NO PEELING IN COMMON USE.
3. EITHER KIND1 OR KIND2 OF FFC CAN ACCEPT DIMENSIONAL TOLERANCE a,b,c AND d.

mat'l. code		surface		tolerance		projection		product family		
-		ISO 1302 ✓		ISO 406 ISO 1101				58EF		
ltr	ecn no	dr	date	tolerances unless otherwise specified				title		
c				angles				RECOMMENDED CABLE		
				linear		MM		(Cat. No. : SFV__R-1/2ST__LF)		
		dr	S.WATANABE	2019-3-6				dwg no		
		enr	S.WATANABE	2019-3-6				sheet 9 of 9		size
		chr	S-H.THIO	2019-3-7				10112793		A4
		appd	Y.KAMEDA	2019-3-7				type		Product Customer Drawing
sheet index	revision sheet									