

SURFBOARDS®



THE BREADBOARDING MEDIUM FOR SURFACE MOUNT™

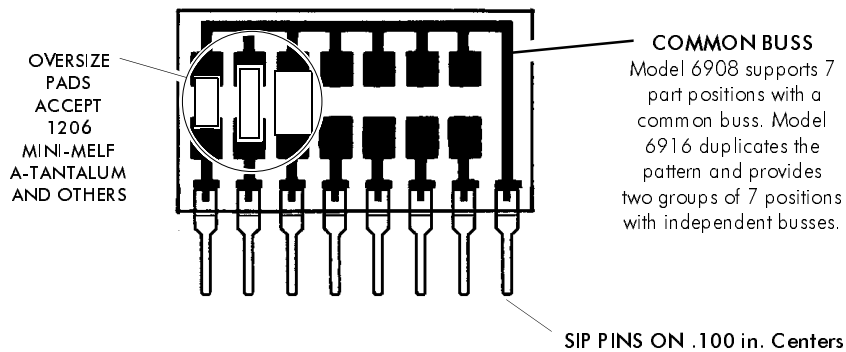
LDS6900A 3-9-99

6000 SERIES FOR DISCRETE COMPONENTS

MODELS 6908, AND 6916

FOR 1206 AND MINI-MELF PACKAGES

The 6908 and 6916 designs permit construction of simple networks and arrays. Pads accept many two terminal device sizes including 1206, Mini-Melf, A-Tantalums, and several LED and Inductor packages. Build custom S.I.P. (single-in-line) circuits. Great for prototyping and short run production circuits.



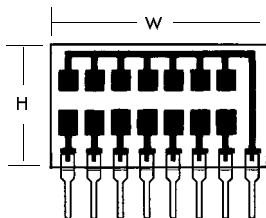
STANDARD MODELS

SEE TABLE

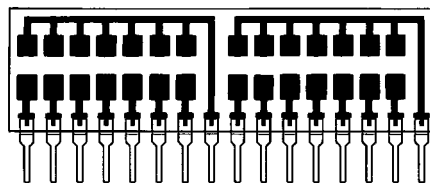
| MODEL | W (in.) | H (in.) | No. Pins | PART POSITIONS |
|-------|---------|---------|----------|----------------|
| 6908 | .800 | .500 | 8 | 7 |
| 6916 | 1.60 | .500 | 16 | 14 |

BUILD

RESISTOR NETWORKS
CAPACITOR NETWORKS
R / C NETWORKS
DIODE ARRAYS

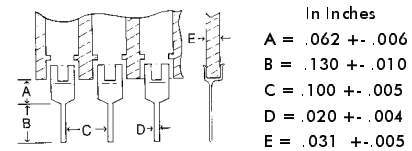


6908



6916

PIN SPECIFICATIONS / TOLERANCES



BOARD SPECIFICATIONS

BOARD MATERIAL: .031 ± .005 In. Thick 10 FR-4 Glass Epoxy or equivalent.
CIRCUITS: 1 Oz. Copper with solder coated pads.
TOLERANCES: Given in inches
Board Size ± .020 / OAL ± .040
Circuit pattern/position ± .005

CUSTOM VARIATIONS AVAILABLE ON A SPECIAL ORDER BASIS

JUST ADD PARTS AND PLUG-IN™

Copyright 1997, 1999 by Capital Advanced Technologies, Inc. All rights reserved. Surfboards Are a registered trademark of Capital Advanced technologies, Inc. All other trademarks or registered trademarks are property of their respective owners. Availability, specifications, and prices are subject to change without notice. All information given is believed to be accurate but is not guaranteed. The user of information given or products represented by such information is responsible for determining the suitability of said information or products for a given purpose.

CAPITAL ADVANCED TECHNOLOGIES, INC.

CAROL STREAM, ILLINOIS. USA.

PHONE 630-690-1696 WWW.CapitalAdvanced.Com FAX-ON-DEMAND 630-690-2865