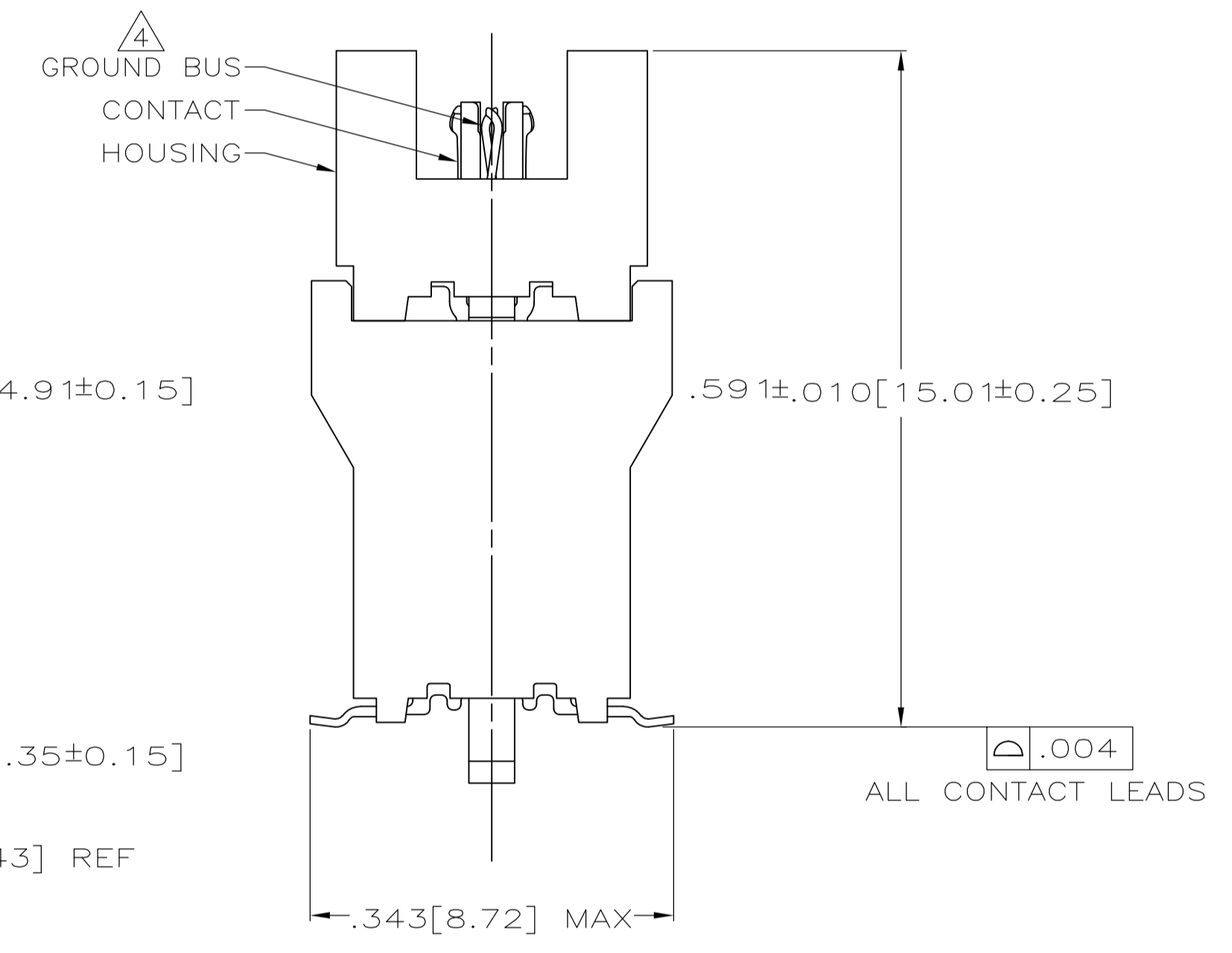
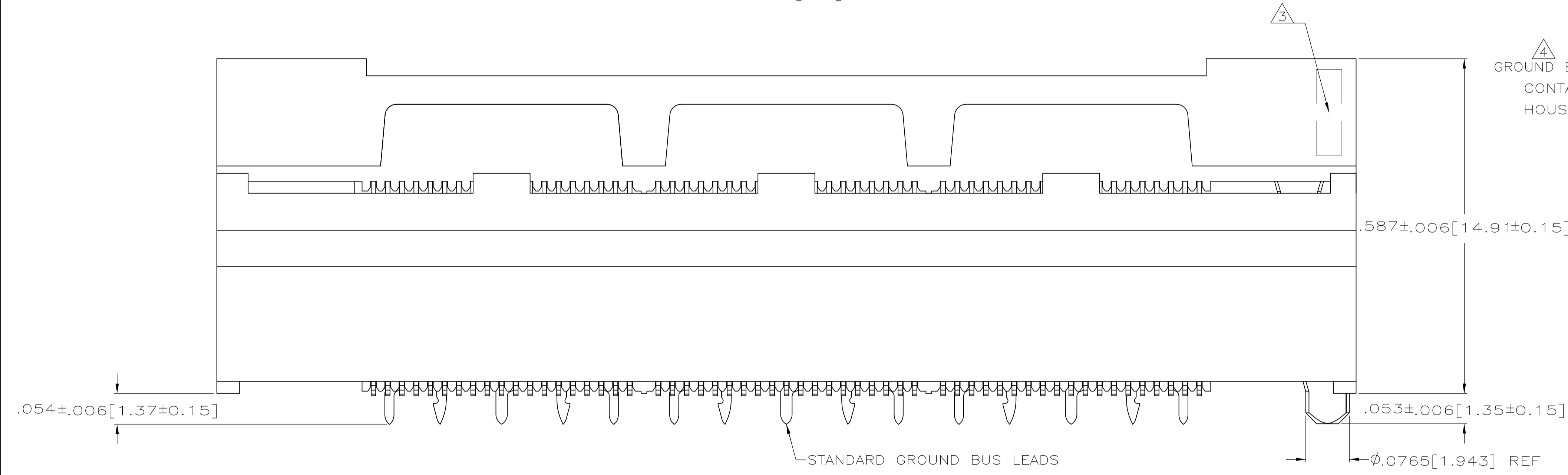


- $\triangle 1$ HOUSING: LIQUID CRYSTAL POLYMER, COLOR BLACK.
CONTACTS: HIGH RELIABILITY COPPER ALLOY.
GROUND BUSES: PHOSPHOR BRONZE ALLOY, UNS C51100.
- $\triangle 2$ CONTACTS & GROUND BUSES: NICKEL UNDERPLATE ALL OVER, MATING SURFACE PLATED TO MEET LEVEL 2 PERFORMANCE REQUIREMENTS OF TE PRODUCT SPECIFICATION 108-1422, SOLDER TAILS PLATED MATTE TIN.
- $\triangle 3$ DATE CODE MARKED IN AREA INDICATED ON SIDE OPPOSITE POSITION #1.
- $\triangle 4$ ONE GROUND BUS WITH 5 TAILS PER EACH MODULE.
TOLERANCE NON-ACCUMULATIVE.
- $\triangle 5$ FOR SLIP-FIT APPLICATIONS, ORIENTATION HOLE TO BE $\phi .079 \pm .001 [2.00 \pm 0.03]$.
- $\triangle 6$ FOR CONNECTORS OF 190 POSITIONS AND LARGER, THE CONNECTORS INTEGRAL GROUND BUS RETENTION FEATURE COMPENSATES FOR INHERENT BOW IN THE HOUSING. ONCE THE CONNECTOR IS PLACED ON THE PCB, COPLANARITY IS HELD TO $0.1 [0.04]$.
- $\triangle 8$ PRELIMINARY - NOT RELEASED FOR PRODUCTION.



SEE SHEET 2 FOR RECOMMENDED PC BOARD LAYOUT AND PACKAGING DETAIL

$\triangle 8$	NO	4.724 [120]	3.000 [76.2]	6	3.450 [87.63]	3.900 [99.06]	4.000 [101.6]	266	1-5767178-4
$\triangle 8$	NO	4.724 [120]	2.500 [63.5]	5	2.950 [74.93]	3.400 [86.36]	3.500 [88.9]	228	1-5767178-3
	NO	4.094 [104]	2.000 [50.8]	4	2.450 [62.23]	2.900 [73.66]	3.000 [76.2]	190	1-5767178-2
$\triangle 8$	NO	3.465 [88]	1.500 [38.1]	3	1.950 [49.53]	2.400 [60.96]	2.500 [63.5]	152	1-5767178-1
$\triangle 8$	NO	2.835 [72]	1.000 [25.4]	2	1.450 [36.83]	1.900 [48.26]	2.000 [50.8]	114	1-5767178-0
$\triangle 8$	NO	2.205 [56]	.500 [12.7]	1	.950 [24.13]	1.400 [35.56]	1.500 [38.1]	76	5767178-9
	NO	1.732 [44]	.000 [0]	0	.450 [11.43]	.900 [22.86]	1.000 [25.4]	38	5767178-8
$\triangle 8$	YES	4.724 [120]	3.000 [76.2]	6	3.450 [87.63]	3.900 [99.06]	4.000 [101.6]	266	5767178-7
$\triangle 8$	YES	4.724 [120]	2.500 [63.5]	5	2.950 [74.93]	3.400 [86.36]	3.500 [88.9]	228	5767178-6
	YES	4.094 [104]	2.000 [50.8]	4	2.450 [62.23]	2.900 [73.66]	3.000 [76.2]	190	5767178-5
	YES	3.465 [88]	1.500 [38.1]	3	1.950 [49.53]	2.400 [60.96]	2.500 [63.5]	152	5767178-4
	YES	2.835 [72]	1.000 [25.4]	2	1.450 [36.83]	1.900 [48.26]	2.000 [50.8]	114	5767178-3
$\triangle 8$	YES	2.205 [56]	.500 [12.7]	1	.950 [24.13]	1.400 [35.56]	1.500 [38.1]	76	5767178-2
	YES	1.732 [44]	.000 [0]	0	.450 [11.43]	.900 [22.86]	1.000 [25.4]	38	5767178-1
	VACUUM COVER INCLUDED	F	E	D	C	B	A	NO OF POS	PART NUMBER

THIS DRAWING IS A CONTROLLED DOCUMENT.

DIMENSIONS: INCHES

TOLERANCES UNLESS OTHERWISE SPECIFIED:

0 PL	± -
1 PL	± -
2 PL	± -
3 PL	± .005(0.13)
4 PL	± -
ANGLES	± -

MATERIAL: $\triangle 1$

FINISH: $\triangle 2$

APPROVED: A. FERNANDEZ 01 OCT 04

CHK: D. DIXON 01 OCT 04

NAME: Tyco Electronics Corporation, Harrisburg, PA 17105-3608

PRODUCT SPEC: RECEPTACLE ASSEMBLY, .355[9.02] VERTICAL .025[0.64] CL, GULL WING LEADS, POCKET TAPE PACKAGED, MICTOR

APPLICATION SPEC: 108-1422

SIZE: 114-11004

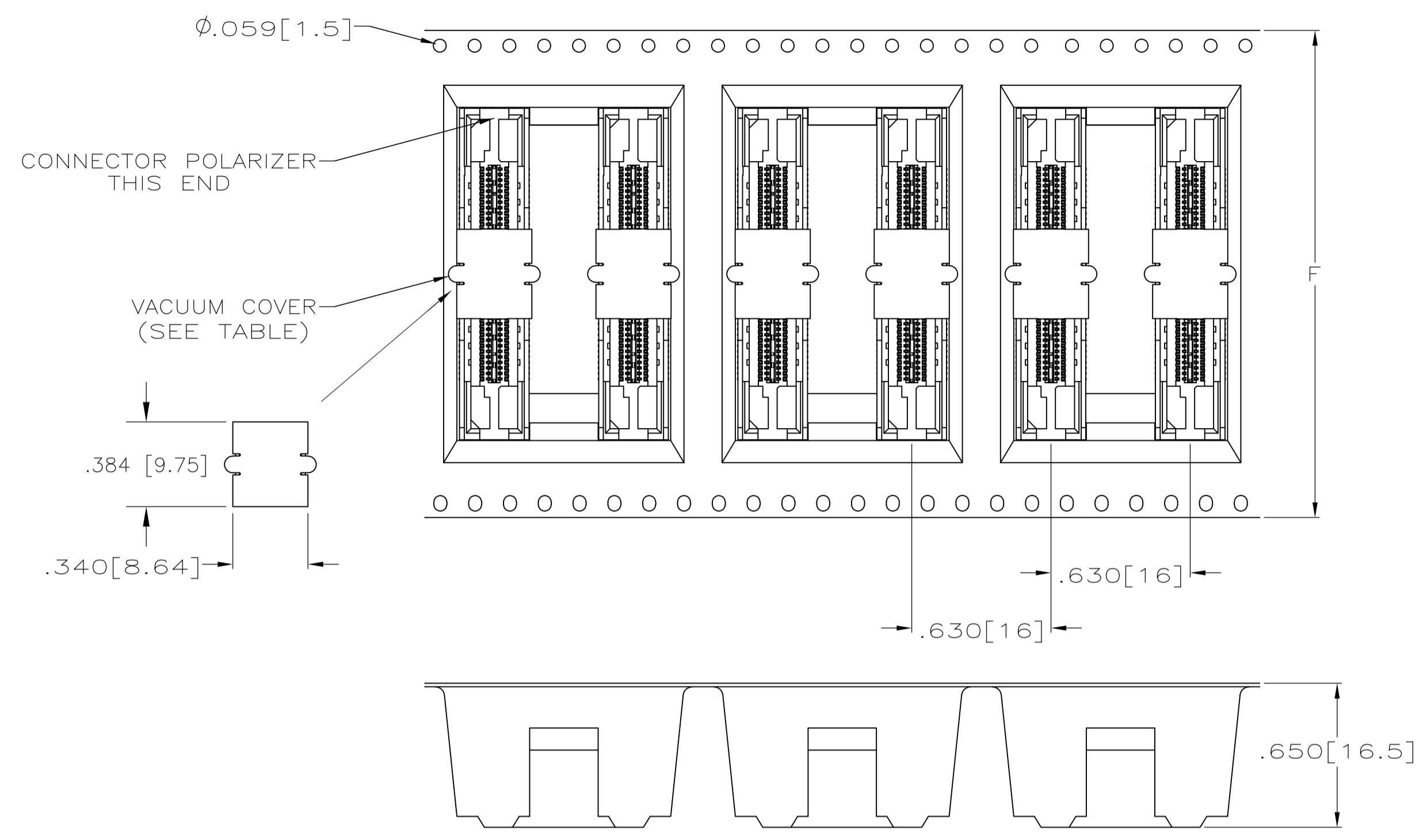
WEIGHT: A1 00779

CUSTOMER DRAWING

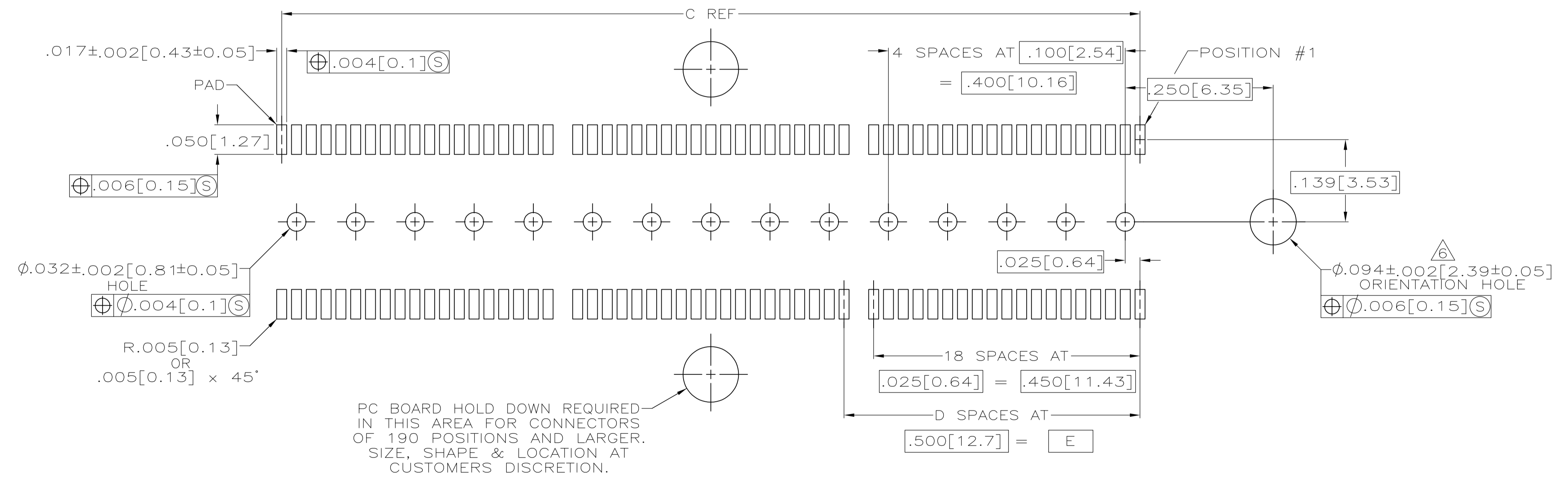
SCALE: 8:1

SHEET: 1 OF 2

REV: C1



PACKAGING DETAIL Δ
 SCALE 2:1
 DIMENSIONS ARE FOR REFERENCE



RECOMMENDED PC BOARD LAYOUT
 (VIEWED FROM CONNECTOR SIDE)

THIS DRAWING IS A CONTROLLED DOCUMENT.		DWN: A. FERNANDEZ 01 OCT 04 CHK: D. DIXON 01 OCT 04 APVD: D. DIXON 01 OCT 04	Tyco Electronics Corporation Harrisburg, PA 17105-3608
DIMENSIONS: INCHES	TOLERANCES UNLESS OTHERWISE SPECIFIED: 0. PLC ± - 1. PLC ± - 2. PLC ± - 3. PLC ± .005(0.13) 4. PLC ± - ANGLES ± -	NAME: RECEPTACLE ASSEMBLY, .355[9.02] VERTICAL, .025[0.64] CL, GULL WING LEADS, POCKET TAPE PACKAGED, MICTOR	SIZE: A1 CAGE CODE: 00779 DRAWING NO: 5767178
MATERIAL: -	FINISH: -	WEIGHT: -	CUSTOMER DRAWING SCALE: 8:1 SHEET: 2 OF 2 REV: C1